

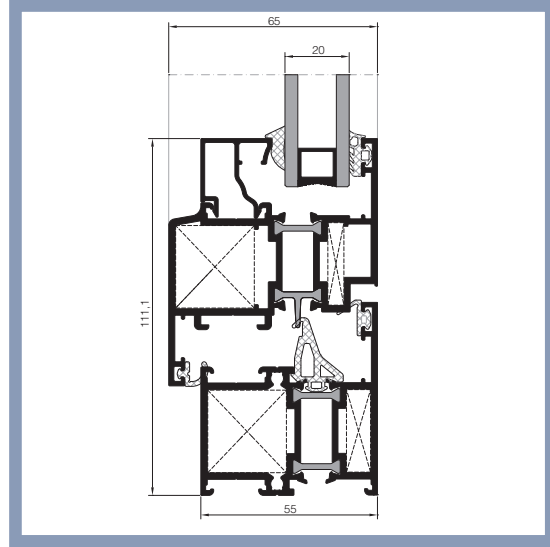

MİMARİ KATALOG
ARCHITECTURAL CATALOGUE

Alüminyum Kapı Pencere ve Giydirme Cephe Sistemleri
Aluminium Door Window and Facade Systems

RESCARA



RWT55+



TEKNİK ÖZELLİKLER / TECHNICAL PROPERTIES

KASA DERİNLİĞİ / FRAME DEPTH	55 mm
KANAT DERİNLİĞİ / VENT DEPTH	65 mm
PROFİL ET KALINLIĞI / PROFILE WALL THICKNESS	1,6/ 2mm
MAKS. CAM KALINLIĞI / MAX. GLASS THICKNESS	36 mm
ISI BARIYERLERİ / THERMAL INSULATION BARS	14,8 mm

KULLANIM SEÇENEKLERİ / APPLICATION ALTERNATIVES

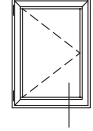
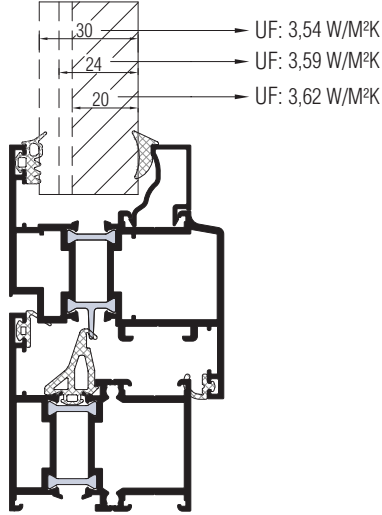
	KAPI DOOR	PENCERE WINDOW
İÇE AÇILIR / INWARD OPENING	•	•
DIŞA AÇILIR / OUTWARD OPENING	•	
VASİSTAS / BOTTOM HUNG		•
ÇİFT EKSEN AÇILIM / TILT & TURN OPENING	•	•
PVC AKSESUAR İÇİN KANAT / VENT FOR PVC ACCESSORIES	•	•

PERFORMANS DEĞERLERİ / PERFORMANCE VALUES

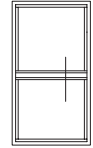
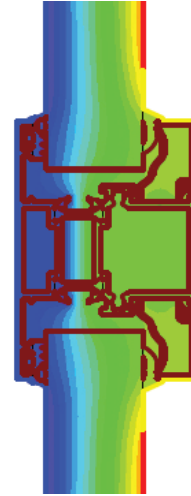
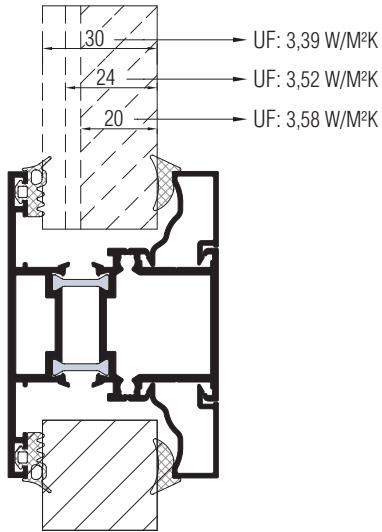
HAVA GEÇİRGENLİĞİ - EN 12207 AIR PERMEABILITY	1 (150 Pa)	2 (300 Pa)	1 (450 Pa)	4 (600 Pa)						
SU SIZDIRMAZLIĞI - EN 12208 WATERTIGHTNESS	2A (50 Pa)	3A (100 Pa)	4A (150 Pa)	5A (200 Pa)	6A (250 Pa)	7A (300 Pa)	8A (450 Pa)	9A (600 Pa)	E... (600+ Pa)	E1500 (1500 Pa)
RÜZGAR YÜKÜNE DAYANIM - EN 12210 RESISTANCE TO WIND LOAD	1 (400 Pa)	2 (800 Pa)	3 (1200 Pa)	4 (1600 Pa)	5 (2000 Pa)	E... (2000+Pa)				
SEHİM KRİTERİ - EN 12210 DEFLECTION CRITERIA	A (L/150)		B (L/200)		C (L/300)					
SİSTEM UF DEĞERİ - EN 10077-2 THERMAL INSULATION VALUE						3,39 ~ 3,65 W/M²K				
SİSTEM SES YALITIMI - EN 10140-2 ACOUSTIC PERFORMANCE VALUE						35 Db				

ISI YALITIM DEĞERLERİ (UF) / Thermal Insulation Value (UF)

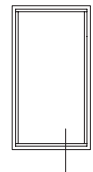
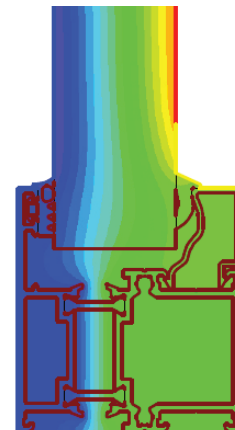
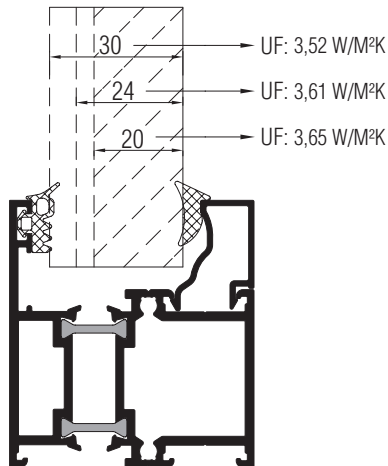
Cam Kalınlıkları: min. 5mm - max. 36mm
Glass Thickness



Cam Kalınlıkları: min. 5mm - max. 36mm
Glass Thickness



Cam Kalınlıkları: min. 5mm - max. 36mm
Glass Thickness



01

02

03

04

05

06

07

08

09

10

11

12



MİMARİ KATALOG ARCHITECTURAL CATALOGUE

Alüminyum Kapı Pencere ve Giydirme Cephe Sistemleri
Aluminium Door Window and Facade Systems



Rescara Sistem Detayları
Rescara System Details

RWT55+

PROFİLLER

PROFILES

01

02

03

04

05

06

07

08

09

10

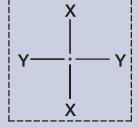
11

12

DETYLAR
DETAILS

RWT55+

KOD / CODE	AĞIRLIK (kg/m) / WEIGHT	Jxx cm ⁴	Jyy cm ⁴	L m	
ANT55F03	1,598	15,038	12,548	6	



01

02

03

04

05

06

07

08

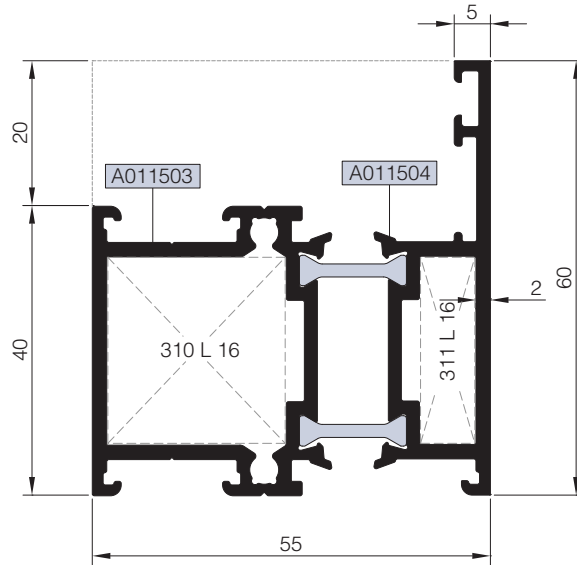
09



10

11

12

ANT55F03



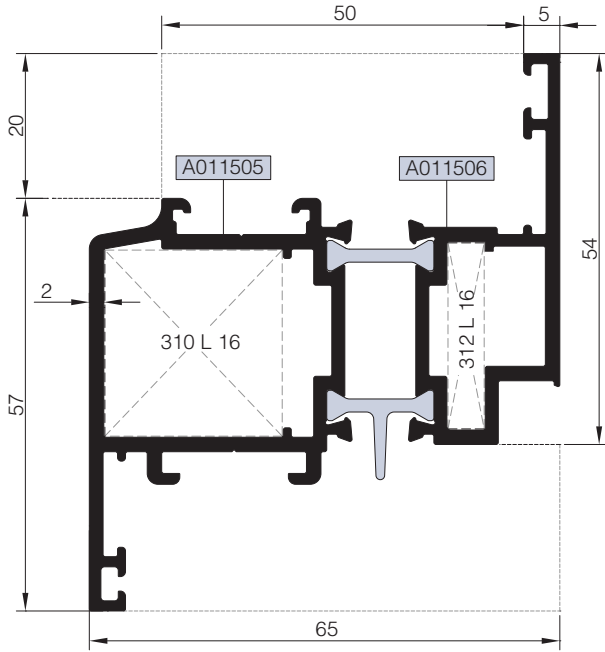
Nr		 L m	KESİM ÖLÇÜSÜ CUTTING SIZE	 AKS. KODU ACS. CODE
ANT55F03	A011503	25 L 16 (A002061)	24,5 mm	310 L 16
	A011504	25 L 16 (A002061)	7,5 mm	311 L 16

KANAT PROFİLLERİ
VENT PROFILES

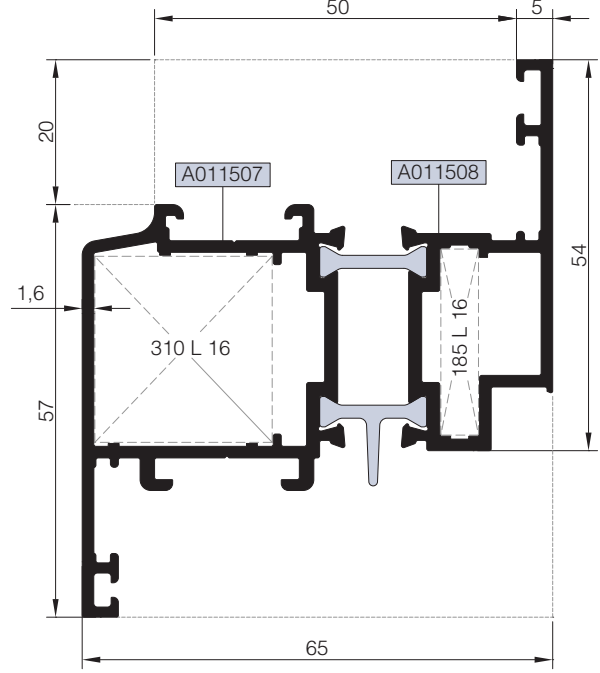
RWT55+

KOD / CODE	AĞIRLIK (kg/m) / WEIGHT	Jxx cm4	Jyy cm4	L m	
ANT55V02	1,769	23,615	16,373	6	
ANT55V03	1,628	21,044	15,498	6	
ANT55V10	1,614	21,272	10,975	6	
ANT55V11	1,483	19,066	10,432	6	

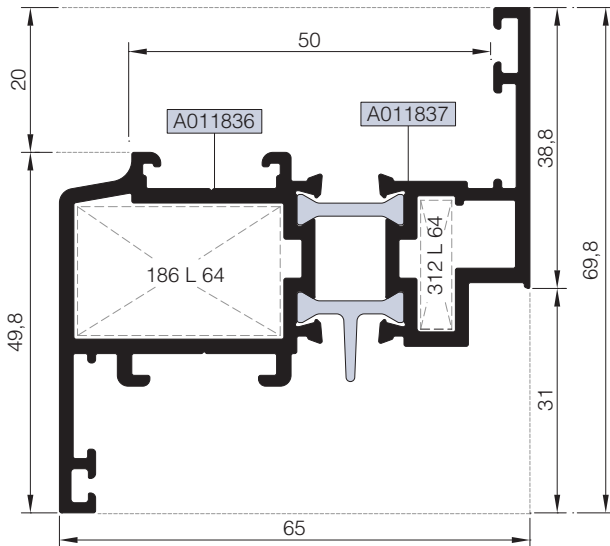
ANT55V02



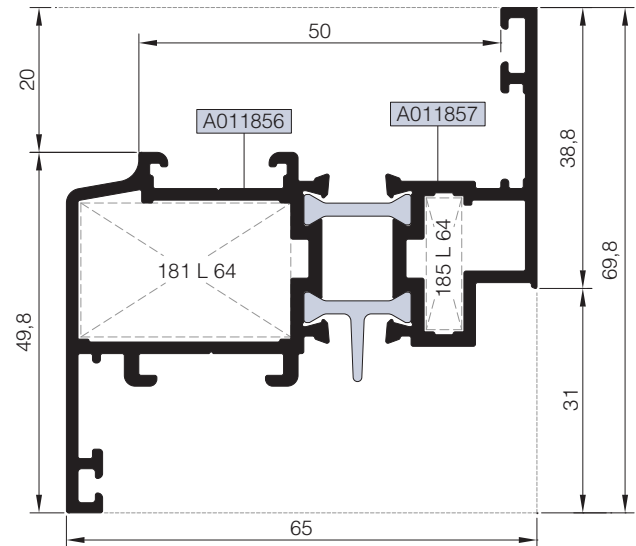
ANT55V03



ANT55V10



ANT55V11



- 01
- 02
- 03
- 04
- 05
- 06
- 07
- 08
- 09
- 10
- 11
- 12

Nr		L m	KESİM ÖLÇÜSÜ CUTTING SIZE	AKS. KODU ACS. CODE	Nr		L m	KESİM ÖLÇÜSÜ CUTTING SIZE	AKS. KODU ACS. CODE
ANT55V02	A011505	25 L 16 (A002061)	24,5 mm	310 L 16	ANT55V10	A011836	25 L 64 (A010028)	28,7 mm	186 L 64
	A011506	25 L 16 (A002061)	5,0 mm	312 L 16		A011837	25 L 64 (A010028)	5,0 mm	312 L 64
ANT55V03	A011507	25 L 16 (A002061)	24,5 mm	310 L 16	ANT55V11	A011856	25 L 64 (A010028)	29,1 mm	181 L 64
	A011508	25 L 16 (A002061)	5,2 mm	185 L 16		A011857	25 L 64 (A010028)	5,2 mm	185 L 64

KANAT PROFİLLERİ
VENT PROFILES

RWT55+

KOD / CODE	AĞIRLIK (kg/m) / WEIGHT	Jxx cm ⁴	Jyy cm ⁴	L m	
ANT55V04	2,181	30,048	40,088	6	
ANT55V05	2,351	30,905	46,803	6	

01

02

03

04

05

06

07

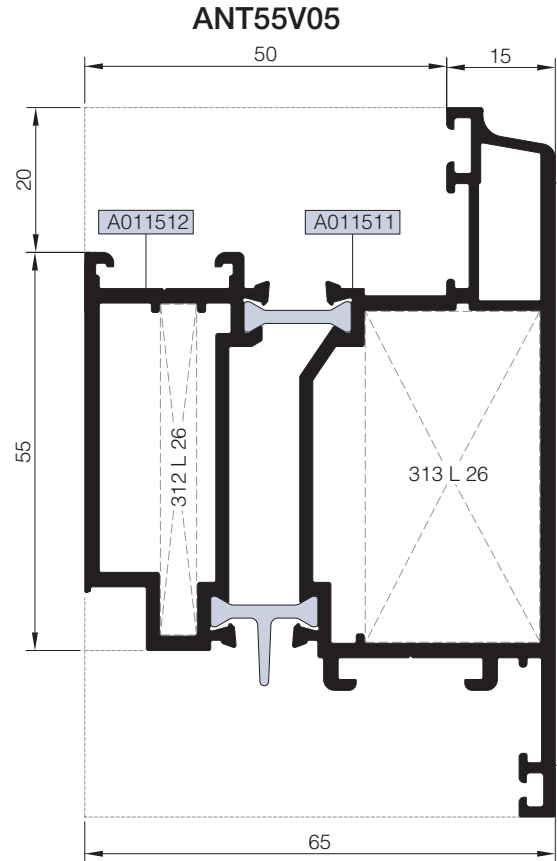
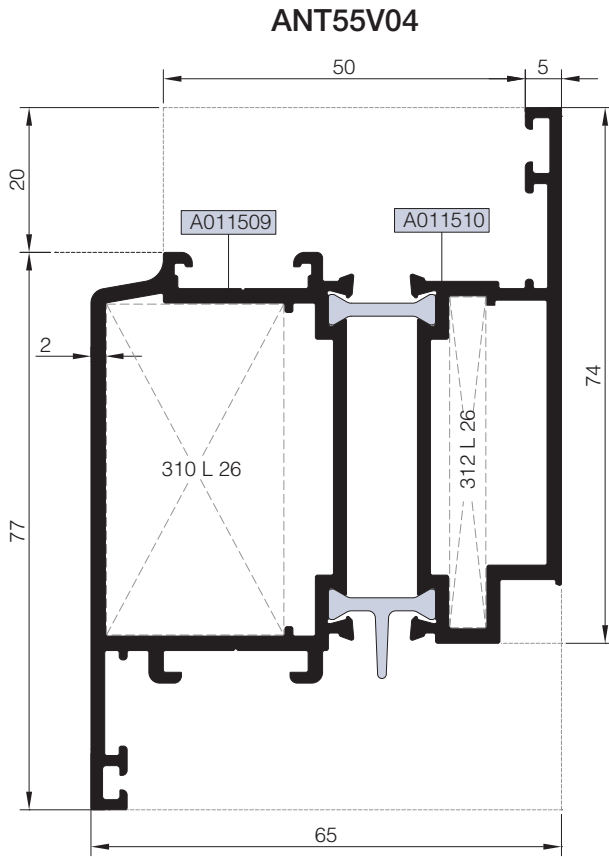
08



09

10

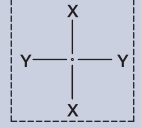
11

12



Nr	 L m	KESİM ÖLÇÜSÜ CUTTING SIZE	 AKS. KODU ACS. CODE
ANT55V04	A011509	25 L 26 (A010540)	310 L 26
	A011510	25 L 26 (A010540)	312 L 26
ANT55V05	A011512	25 L 26 (A010540)	312 L 26
	A011511	25 L 26 (A010540)	313 L 26

KOD / CODE	AĞIRLIK (kg/m) / WEIGHT	Jxx cm ⁴	Jyy cm ⁴	L m
ANT55V06	2,441	34,182	63,168	6



01

02

03

04

05

06

07

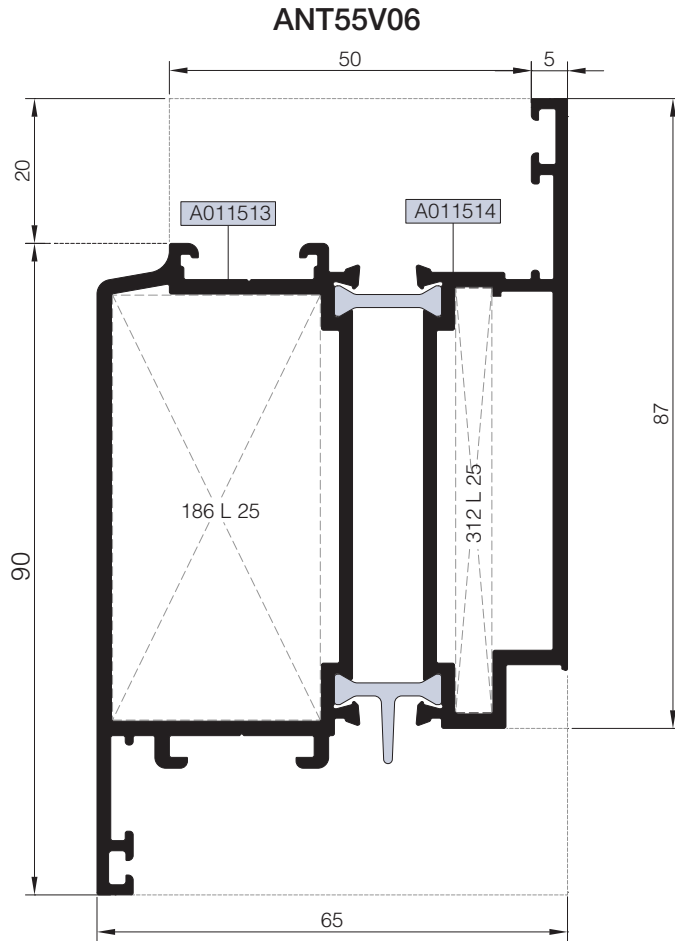
08

09

10

11

12



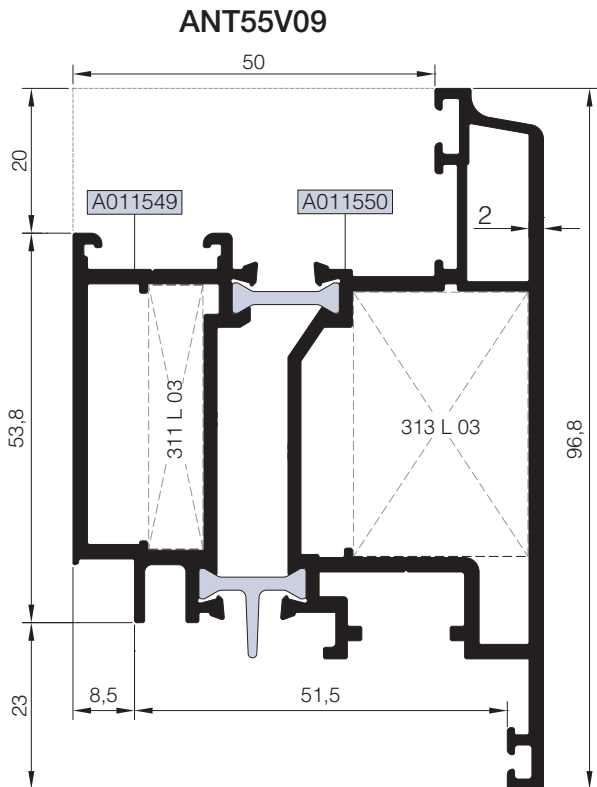
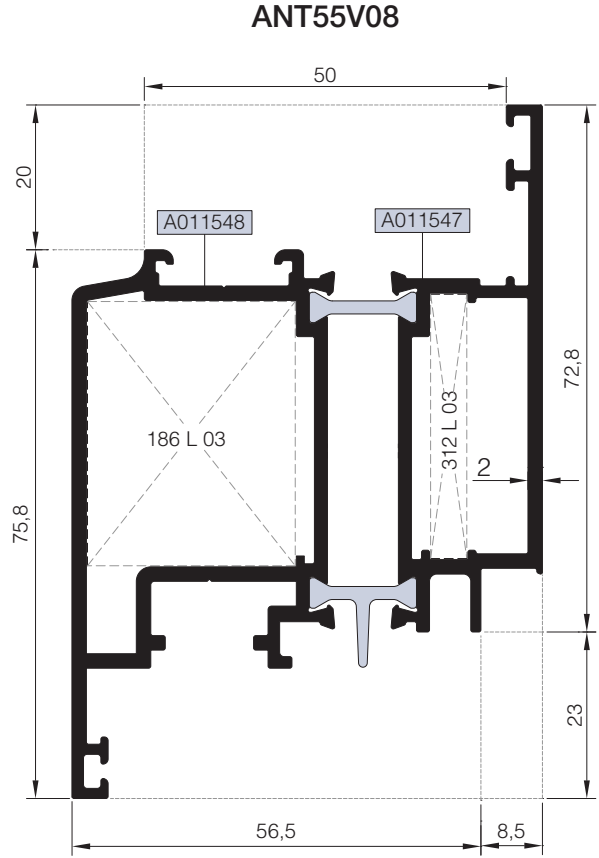
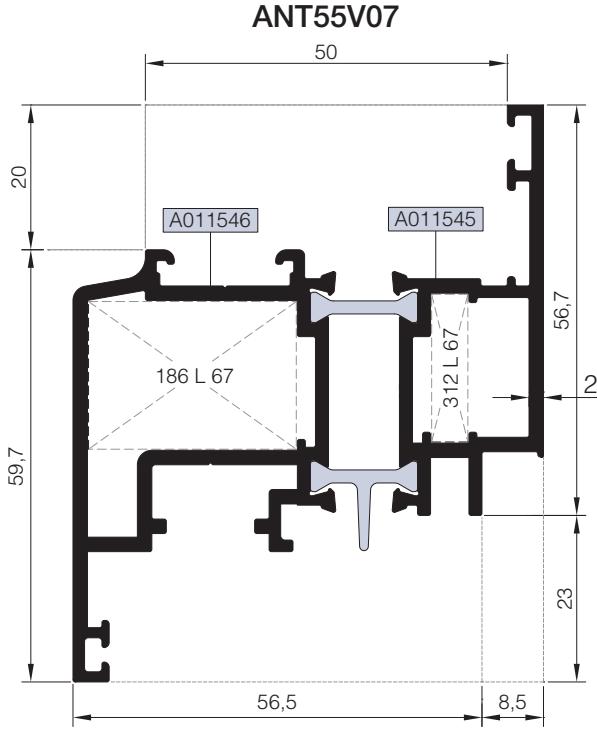
Nr		L m	KESİM ÖLÇÜSÜ CUTTING SIZE	AKS. KODU ACS. CODE
ANT55V06	A011513	25 L 25 (A010539)	28,7 mm	186 L 25
	A011514	25 L 25 (A010539)	5,0 mm	312 L 25

KANAT PROFİLLERİ (PVC AKSESUARA UYGUN - 9 AKS)
VENT PROFILES (FOR PVC ACCESSORY - 9 AXLE)

RWT55+

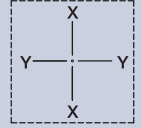
KOD / CODE	AĞIRLIK (kg/m) / WEIGHT	Jxx cm4	Jyy cm4	L m	
ANT55V07	1,893	25,117	18,254	6	
ANT55V08	2,218	30,207	37,618	6	
ANT55V09	2,353	30,724	44,154	6	

- 01
- 02
- 03
- 04
- 05
- 06
- 07
- 08
- 09
- 10
- 11
- 12

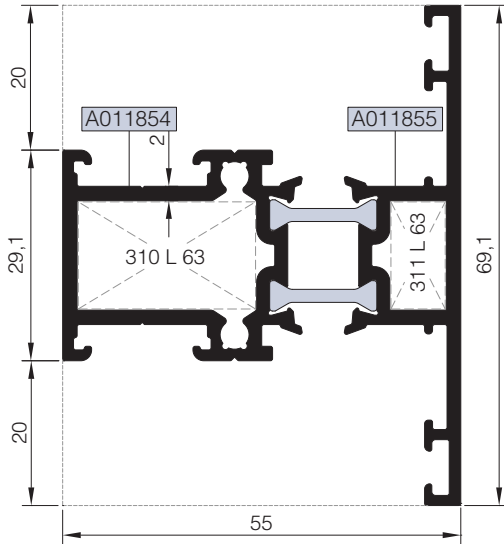


Nr	L m	KESİM ÖLÇÜSÜ CUTTING SIZE	AKS, KODU ACS. CODE	
ANT55V07	A011546	25 L 67 (A011006)	28,7 mm	186 L 67
	A011545	25 L 67 (A011006)	5,0 mm	312 L 67
ANT55V08	A011548	25 L 03 (A002021)	28,7 mm	186 L 03
	A011547	25 L 03 (A002021)	5,0 mm	312 L 03
ANT55V09	A011549	25 L 03 (A002021)	7,5 mm	311 L 03
	A011550	25 L 03 (A002021)	24,1 mm	313 L 03

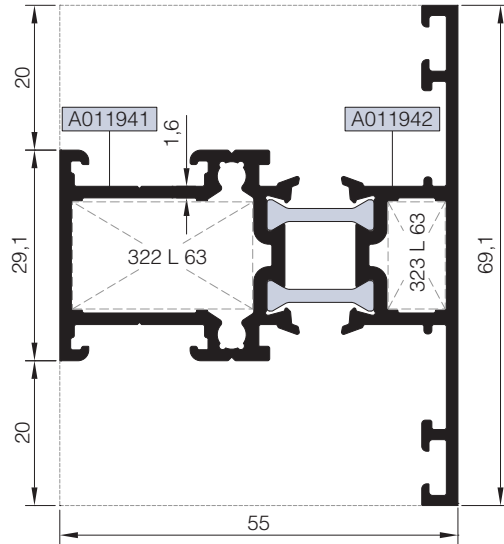
KOD / CODE	AĞIRLIK (kg/m) / WEIGHT	Jxx cm4	Jyy cm4	L m
ANT55M02	1,593	15,380	13,406	6
ANT55M03	1,614	15,017	16,984	6
ANT55M07	1,493	14,169	9,902	6
ANT55M08	1,386	12,721	9,436	6



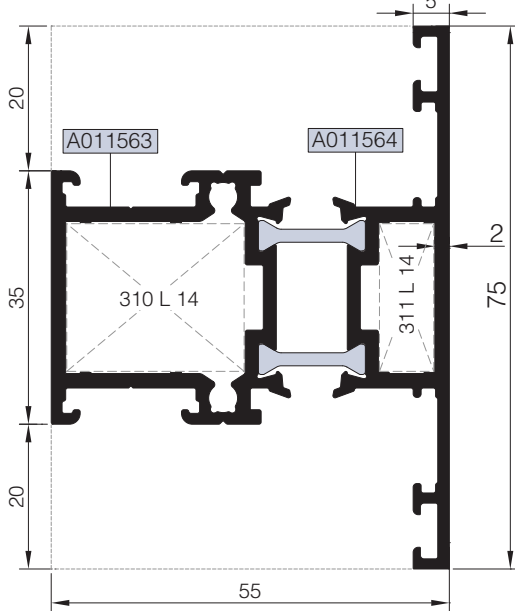
ANT55M07



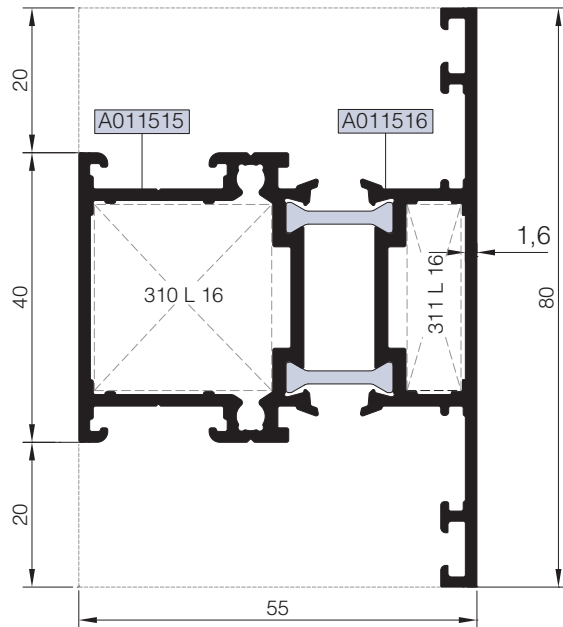
ANT55M08



ANT55M02



ANT55M03



Nr		L m	KESİM ÖLÇÜSÜ CUTTING SIZE	AKS. KODU ACS. CODE
ANT55M07	A011854	25 J 36	14,8 mm	324 J 36
	A011855	25 J 37	14,8 mm	324 J 37
ANT55M08	A011941	25 J 36	14,8 mm	324 J 36
	A011942	25 J 37	14,8 mm	324 J 37
ANT55M02	A011563	25 J 36	20,4 mm	314 J 36
	A011564	25 J 37	20,4 mm	314 J 37
ANT55M03	A011515	25 J 36	25,7 mm	281 J 36
	A011516	25 J 37	25,7 mm	281 J 37

Nr		L m	KESİM ÖLÇÜSÜ CUTTING SIZE	AKS. KODU ACS. CODE
ANT55M07	A011854	25 L 63 (A002427)	24,5 mm	310 L 63
	A011855	25 L 63 (A002427)	7,5 mm	311 L 63
ANT55M08	A011941	25 L 63 (A002427)	24,9 mm	322 L 63
	A011942	25 L 63 (A002427)	7,9 mm	323 L 63
ANT55M02	A011563	25 L 14 (A002059)	24,5 mm	310 L 14
	A011564	25 L 14 (A002059)	7,5 mm	311 L 14
ANT55M03	A011515	25 L 16 (A002061)	24,5 mm	310 L 16
	A011516	25 L 16 (A002061)	7,5 mm	311 L 16

01

02

03

04

05

06

07

08

09

10

11

12

ORTA KAYIT PROFİLLERİ
MULLION PROFILES

RWT55+

KOD / CODE	AĞIRLIK (kg/m) / WEIGHT	Jxx cm4	Jyy cm4	L m	
ANT55M04	1,727	16,711	17,710	6	
ANT55M05	2,139	21,326	41,628	6	

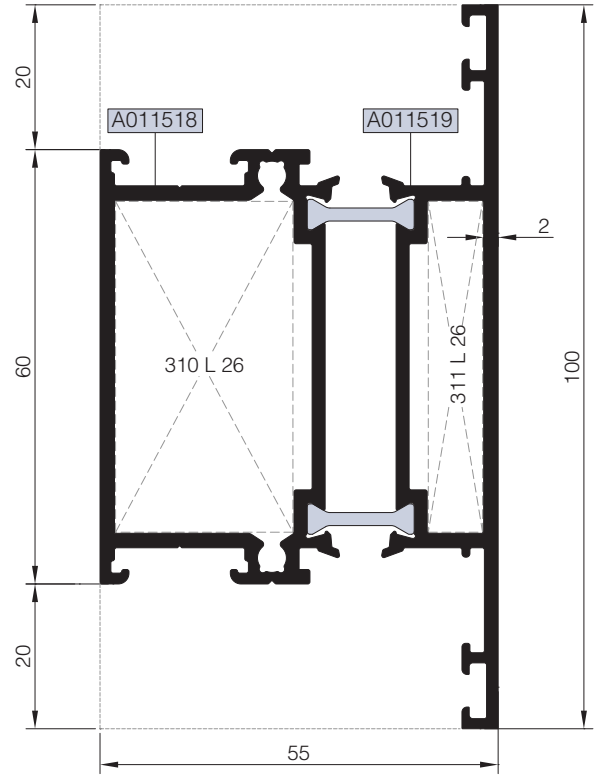
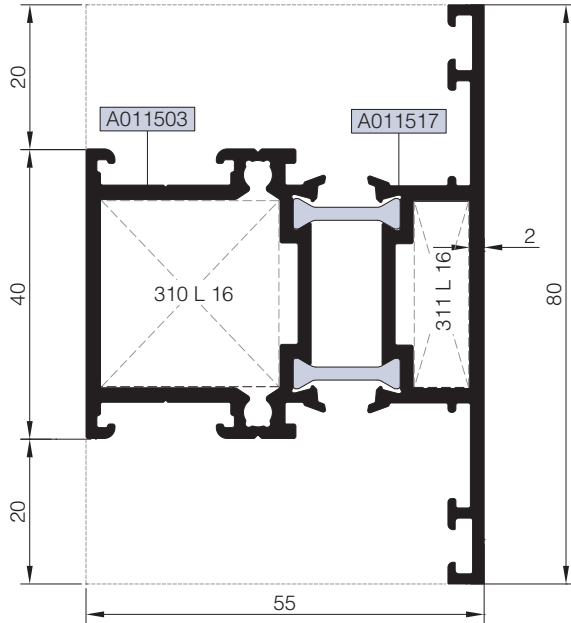
01

02

03

ANT55M04

ANT55M05



04

05

06

07





08

09

10

11

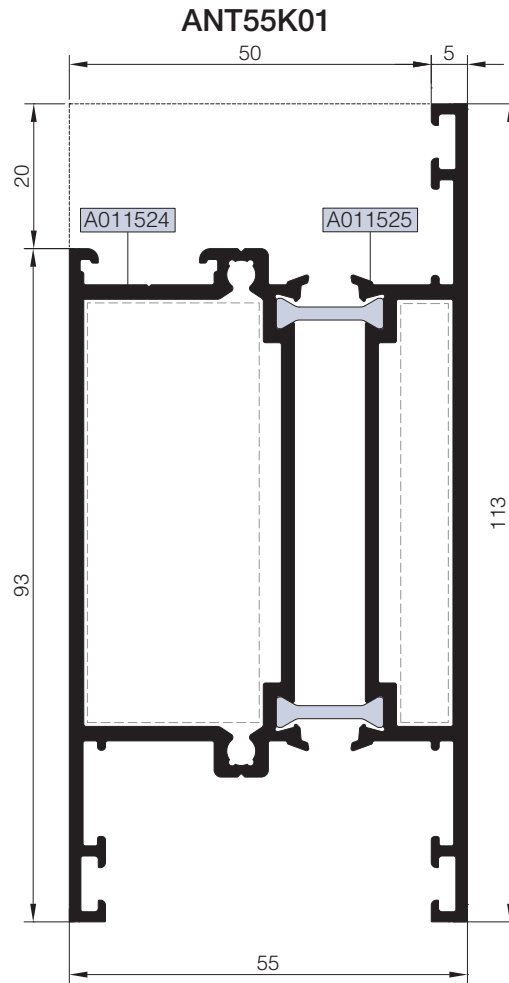
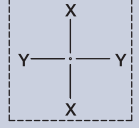
12

Nr	 L m	KESİM ÖLÇÜSÜ CUTTING SIZE	 AKS. KODU ACS. CODE	Nr	 L m	KESİM ÖLÇÜSÜ CUTTING SIZE	 AKS. KODU ACS. CODE		
ANT55M04	A011503	25 J 36	25,7 mm	281 J 36	ANT55M04	A011503	25 L 16 (A002061)	24,5 mm	310 L 16
	A011517	25 J 37	25,7 mm	281 J 37		A011517	25 L 16 (A002061)	7,5 mm	311 L 16
ANT55M05	A011518	25 J 36	45,7 mm	304 J 36	ANT55M05	A011518	25 L 26 (A010540)	24,5 mm	310 L 26
	A011519	25 J 37	45,7 mm	304 J 37		A011519	25 L 26 (A010540)	7,5 mm	311 L 26

ETEK PROFİLİ
KICK PLATE PROFILE

RWT55+

KOD / CODE	AĞIRLIK (kg/m) / WEIGHT	Jxx cm ⁴	Jyy cm ⁴	L m	
ANT55K01	2,513	27,474	75,417	6	



01

02

03

04

05

06

07



08

09

10

11

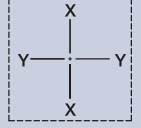
12

Nr		 L m	KESİM ÖLÇÜSÜ CUTTING SIZE	 AKS. KODU ACS. CODE
ANT55K01	A011524	25 J 36	58,7 mm	315 J 36
	A011525	25 J 37	58,7 mm	315 J 37

ADAPTÖR VE TİJ PROFİLLERİ
ADAPTER AND SLIDING ROD PROFILES

RWT55+

KOD / CODE	AĞIRLIK (kg/m) / WEIGHT	Jxx cm ⁴	Jyy cm ⁴	L m
ANT55A01	1,312	13,367	7,975	6
ANT55A02	1,379	12,809	8,638	6
ANT55A04	1,325	---	---	6
25 I 04	0,153	---	---	6
25 I 07	0,143	---	---	6



01

02

03

04

05

06

07

08

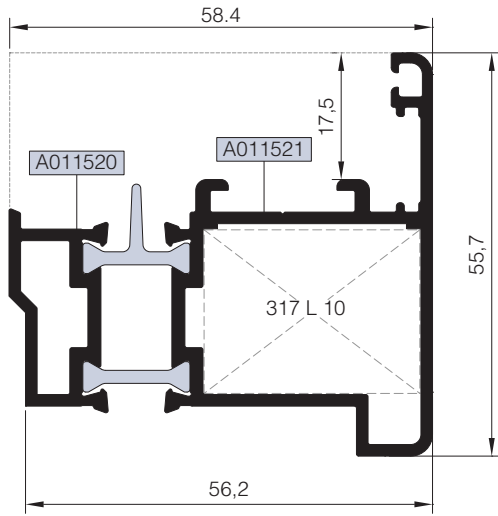
09

10

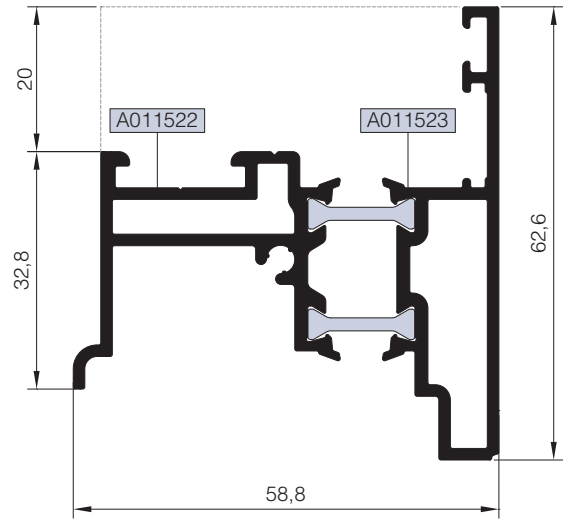
11

12

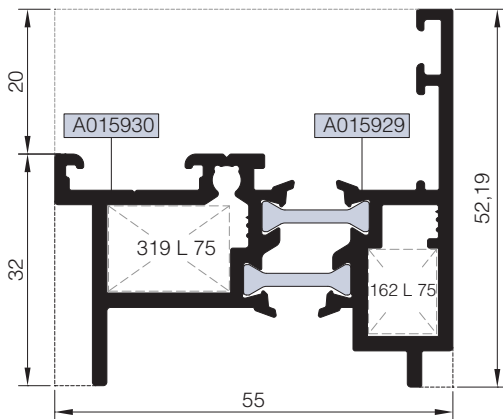
ANT55A01



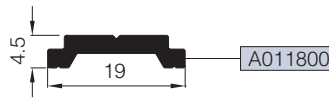
ANT55A02



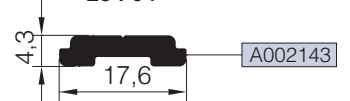
ANT55A04



25 I 07*



25 I 04



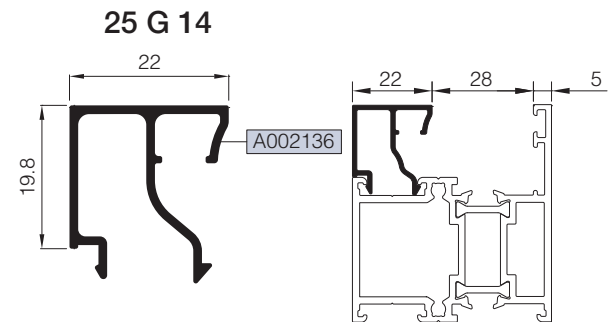
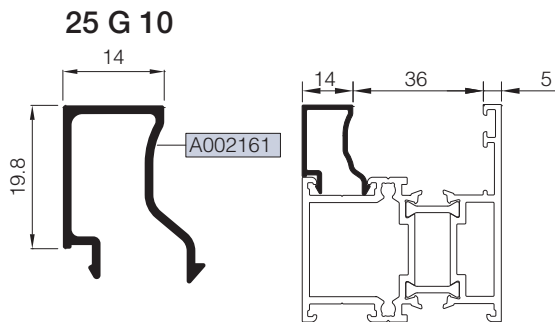
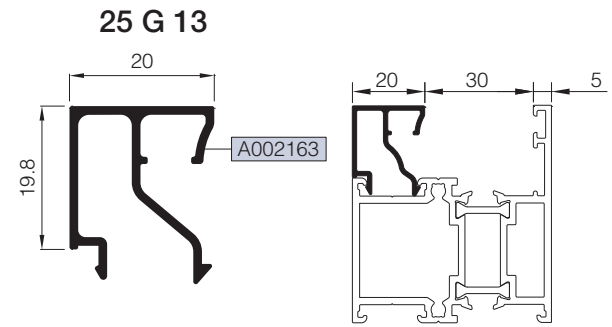
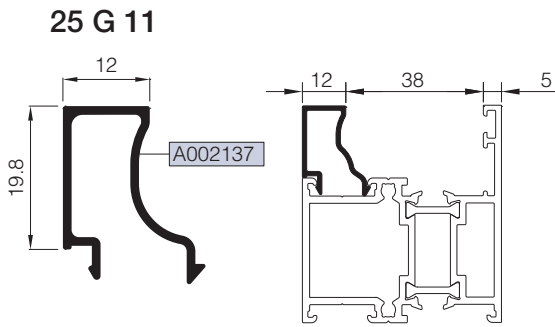
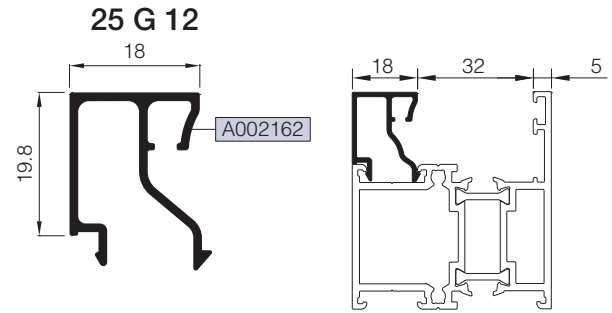
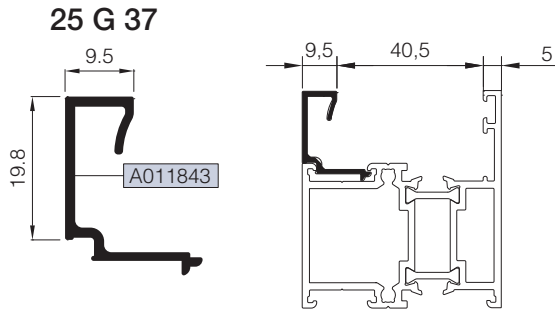
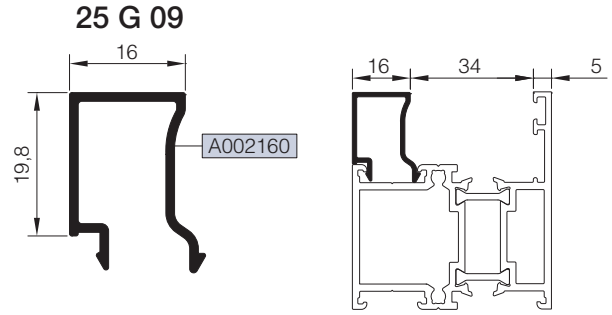
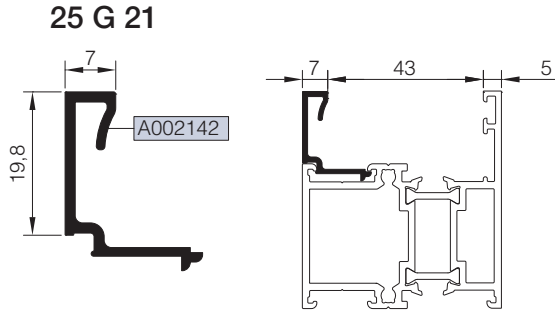
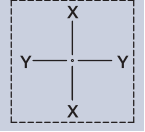
***Giesse kol ve kilitleme aksesuarları sadece 25 I 07 tij profili ile kullanılmalıdır.
Giesse handle and locking accessories should be used with only 25 I 07 rod profile

Nr		L m	KESİM ÖLÇÜSÜ CUTTING SIZE	AKS. KODU ACS. CODE
ANT55A01	A011520	---	---	---
	A011521	25 L 10 (A002125)	29,7 mm	317 L 10
ANT55A02	A011522	---	---	---
	A011523	---	---	---
ANT55A04	A015930	25 L 75 (A011839)	16,7 mm	319 L 75
	A015929	25 L 75 (A011839)	9,4 mm	162 L 75

CAM ÇITA PROFİLLERİ
GLAZING BEAD PROFILES

RWT55+

KOD / CODE	AĞIRLIK (kg/m) / WEIGHT	L m	KOD / CODE	AĞIRLIK (kg/m) / WEIGHT	L m
25 G 21	0,196	6	25 G 09	0,229	6
25 G 37	0,206	6	25 G 12	0,270	6
25 G 11	0,224	6	25 G 13	0,278	6
25 G 10	0,225	6	25 G 14	0,280	6



01

02

03

04

05

06

07

08

09

10

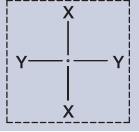
11

12

CAM ÇITA PROFİLLERİ
GLAZING BEAD PROFILES

RWT55+

KOD / CODE	AĞIRLIK (kg/m) / WEIGHT	L m	KOD / CODE	AĞIRLIK (kg/m) / WEIGHT	L m
25 G 15	0,282	6	25 G 08	0,309	6
25 G 16	0,287	6	25 G 19	0,317	6
25 G 17	0,292	6	25 G 20	0,327	6
25 G 18	0,300	6			



01

02

03

04

05

06

07

08

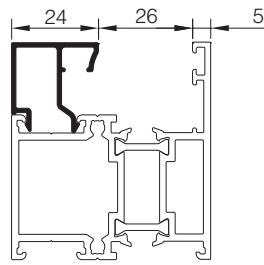
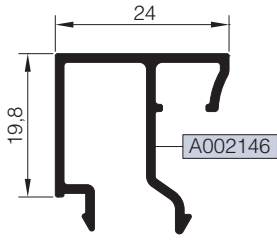
09

10

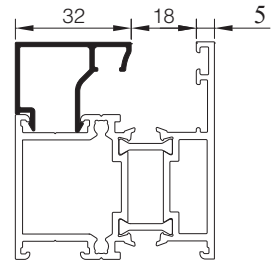
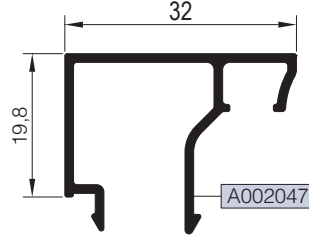
11

12

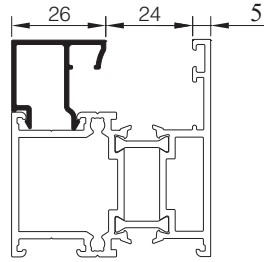
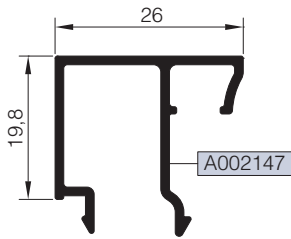
25 G 15



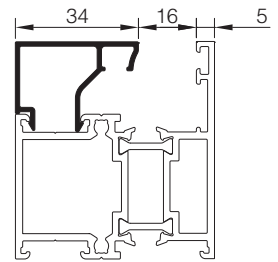
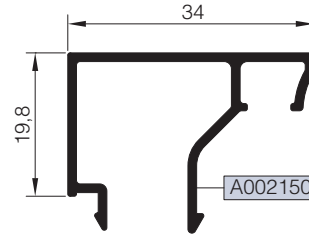
25 G 08



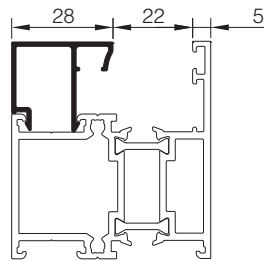
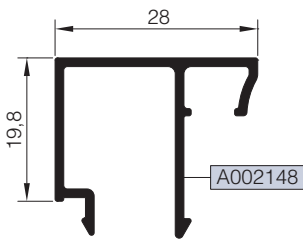
25 G 16



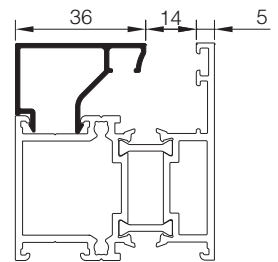
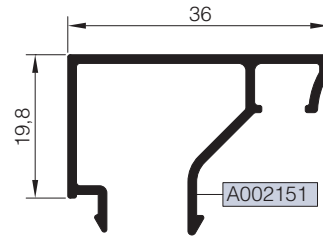
25 G 19



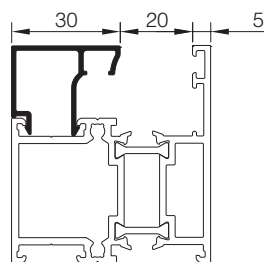
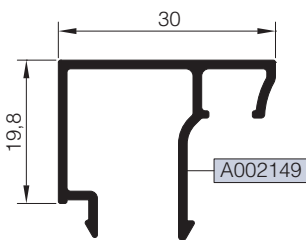
25 G 17



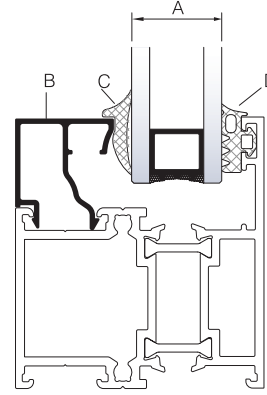
25 G 20



25 G 18



B CAM ÇİTASI GLAZING BEAD	C İÇ CAM FİTİLİ GLAZING GASKET (IN)	A CAM KALINLIĞI GLASS THICKNESS	D DIŞ CAM FİTİLİ GLAZING GASKET (OUT)
25 G 20	01.17.05	*5 mm	01.11.15
25 G 20	01.17.04	*6 mm	01.11.15
25 G 20	01.17.03	*7 mm	01.11.15
25 G 19	01.17.04	*8 mm	01.11.15
25 G 19	01.17.03	*9 mm	01.11.15
25 G 08	01.17.04	*10 mm	01.11.15
25 G 08	01.17.03	*11 mm	01.11.15
25 G 18	01.17.04	*12 mm	01.11.15
25 G 18	01.17.03	*13 mm	01.11.15
25 G 17	01.17.04	*14 mm	01.11.15
25 G 17	01.17.03	*15 mm	01.11.15
25 G 16	01.17.04	*16 mm	01.11.15
25 G 16	01.17.03	17 mm	01.11.15
25 G 15	01.17.04	18 mm	01.11.15
25 G 15	01.17.03	19 mm	01.11.15
25 G 14	01.17.04	20 mm	01.11.15
25 G 14	01.17.03	21 mm	01.11.15
25 G 13	01.17.04	22 mm	01.11.15
25 G 13	01.17.03	23 mm	01.11.15
25 G 12	01.17.04	24 mm	01.11.15
25 G 12	01.17.03	25 mm	01.11.15
25 G 09	01.17.04	26 mm	01.11.15
25 G 09	01.17.03	27 mm	01.11.15
25 G 10	01.17.04	28 mm	01.11.15
25 G 10	01.17.03	29 mm	01.11.15
25 G 11	01.17.04	30 mm	01.11.15
25 G 11	01.17.03	31 mm	01.11.15
25 G 37	01.17.05	32 mm	01.11.15
25 G 37	01.17.04	33 mm	01.11.15
25 G 21	01.17.05	34 mm	01.11.15
25 G 21	01.17.04	35 mm	01.11.15
25 G 21	01.17.03	36 mm	01.11.15



CAM MONTAJINDA SADECE BU SİSTEM İÇİN TASARLANAN VE ÜRETİLEN FİTİLLER KULLANILMALIDIR. FARKLI MALZEME KULLANIMLARI İŞLEVSEL VE TASARIMSAL SORUNLARA SEBEP OLABİLİR.
THE GASKETS USED DURING INSTALLING THE GLASS SHOULD BE ONLY THE ONES CREATED FOR THIS SYSTEM, THE USE OF OTHER MATERIALS MAY CAUSE FUNCTIONAL AND DESIGN PROBLEMS.

TABLODA VERİLEN CAM KALINLIKLARI TEORİK OLUP SİSTEMİN ISI PERFORMANS KRİTERLERİNDEN BAĞIMSIZDIR. YALITIMLI SİSTEMLERDE TEK CAMLI(*) KOMBİNASYONLAR ÖNERİLMEZ.
THE GLASS THICKNESSES IN THE TABLE ARE THEORETICAL AND INDEPENDENT FROM THERMAL PERFORMANCE CRITERIA OF THE SYSTEM. SINGLE GLAZING(*) IS NOT RECOMMENDED FOR INSULATED SYSTEMS

YUKARIDA VERİLEN TABLODA CAM-FİTİL VE PROFİL İLİŞKİSİ TEORİK OLUP PROFİL VE CAM TOLERANSLARINDAN KAYNAKLI ÖLÇÜ FAKLILIKLARI OLUŞABİLİR.
THE RELATIONSHIP BETWEEN GLASS-GASKET AND PROFILE PROVIDED IN THE TABLE IS THEORETICAL. IT MAY OCCUR SIZE DIFFERENCES FROM THE TOLERANCES OF PROFILE AND GLASS.

01

02

03

04

05

06

07

08

09

10

11

12

KÖŞE TAKOZ PROFİLLERİ

CORNER CLEAT PROFILES

RWT55+

TAKOZLAR (CLEATS)

01	PROFİL KODU (PROFILE CODE)	25 L 03	25 L 10	25 L 14	25 L 16
02	FABRİKA KODU (FACTORY CODE)	A002021	A002125	A002059	A002061
	AĞIRLIK (WEIGHT)	4,315 kg/m	4,593 kg/m	3,270 kg/m	3,554 kg/m
	ÇİZİM (DRAWING)				
03	PROFİL KODU (PROFILE CODE)	25 L 25	25 L 26	25 L 63	25 L 64
04	FABRİKA KODU (FACTORY CODE)	A010539	A010540	A002427	A010028
	AĞIRLIK (WEIGHT)	8,394 kg/m	4,870 kg/m	4,430 kg/m	5,902 kg/m
	ÇİZİM (DRAWING)				
05	PROFİL KODU (PROFILE CODE)	25 L 67	25 L 69	25 L 75	
06	FABRİKA KODU (FACTORY CODE)	A011006	A011097	A011839	
	AĞIRLIK (WEIGHT)	3,258 kg/m	3,824 kg/m	3,362 kg/m	
07	ÇİZİM (DRAWING)				

KÖŞE TAKOZLARI (CORNER CLEATS)				
Nr		L m	KESİM ÖLÇÜSÜ CUTTING SIZE	AKS. KODU ACS. CODE
ANT55F03	A011503	25 L 16 (A002061)	24,5 mm	310 L 16
	A011504	25 L 16 (A002061)	7,5 mm	311 L 16
ANT55V02	A011505	25 L 16 (A002061)	24,5 mm	310 L 16
	A011506	25 L 16 (A002061)	5,0 mm	312 L 16
ANT55V03	A011507	25 L 16 (A002061)	24,5 mm	310 L 16
	A011508	25 L 16 (A002061)	5,2 mm	185 L 16
ANT55V04	A011509	25 L 26 (A010540)	24,5 mm	310 L 26
	A011510	25 L 26 (A010540)	5,0 mm	312 L 26
ANT55V05	A011512	25 L 26 (A010540)	5,0 mm	312 L 26
	A011511	25 L 26 (A010540)	24,1 mm	313 L 26
ANT55V06	A011513	25 L 25 (A010539)	28,7 mm	186 L 25
	A011514	25 L 25 (A010539)	5,0 mm	312 L 25
ANT55V07	A011546	25 L 67 (A011006)	28,7 mm	186 L 67
	A011545	25 L 67 (A011006)	5,0 mm	312 L 67
ANT55V08	A011548	25 L 03 (A002021)	28,7 mm	186 L 03
	A011547	25 L 03 (A002021)	5,0 mm	312 L 03
ANT55V09	A011549	25 L 03 (A002021)	7,5 mm	311 L 03
	A011550	25 L 03 (A002021)	24,1 mm	313 L 03
ANT55V10	A011836	25 L 64 (A010028)	28,7 mm	186 L 64
	A011837	25 L 64 (A010028)	5,0 mm	312 L 64

KÖŞE TAKOZLARI (CORNER CLEATS)				
Nr		L m	KESİM ÖLÇÜSÜ CUTTING SIZE	AKS. KODU ACS. CODE
ANT55V11	A011856	25 L 64 (A010028)	29,1 mm	181 L 64
	A011857	25 L 64 (A010028)	5,2 mm	185 L 64
ANT55M02	A011563	25 L 14 (A002059)	24,5 mm	310 L 14
	A011564	25 L 14 (A002059)	7,5 mm	311 L 14
ANT55M03	A011515	25 L 16 (A002061)	24,5 mm	310 L 16
	A011516	25 L 16 (A002061)	7,5 mm	311 L 16
ANT55M04	A011503	25 L 16 (A002061)	24,5 mm	310 L 16
	A011517	25 L 16 (A002061)	7,5 mm	311 L 16
ANT55M05	A011518	25 L 26 (A010540)	24,5 mm	310 L 26
	A011519	25 L 26 (A010540)	7,5 mm	311 L 26
ANT55M07	A011854	25 L 63 (A002427)	24,5 mm	310 L 63
	A011855	25 L 63 (A002427)	7,5 mm	311 L 63
ANT55M08	A011941	25 L 63 (A002427)	24,9 mm	322 L 63
	A011942	25 L 63 (A002427)	7,9 mm	323 L 63
ANT55A01	A011520	----	----	----
	A011521	25 L 10 (A002125)	29,7 mm	317 L 10
ANT55A04	A015930	25 L 75 (A011839)	16,7 mm	319 L 75
	A015929	25 L 75 (A011839)	9,4 mm	162 L 75

ORTA KAYIT BAĞLANTI PROFİLLERİ MULLION CONNECTION PROFILES

RWT55+

ORTA KAYIT BAĞLANTI (MULLION CONNECTION PIECE)

PROFİL KODU (PROFILE CODE)	25 J 35	25 J 36	25 J 37	
FABRİKA KODU (FACTORY CODE)	A011493	A011551	A011552	
AĞIRLIK (WEIGHT)	0,530 kg/m	0,962 kg/m	0,508 kg/m	
ÇİZİM (DRAWING)				

ORTA KAYIT BAĞLANTI (MULLION CONNECTION PIECE)				
Nr		KESİM ÖLÇÜSÜ CUTTING SIZE		AKS. KODU ACS. CODE
ANT55M02	A011563	25 J 36	20,4 mm	314 J 36
	A011564	25 J 37	20,4 mm	314 J 37
ANT55M03	A011515	25 J 36	25,7 mm	281 J 36
	A011516	25 J 37	25,7 mm	281 J 37
ANT55M04	A011503	25 J 36	25,7 mm	281 J 36
	A011517	25 J 37	25,7 mm	281 J 37
ANT55M05	A011518	25 J 36	45,7 mm	304 J 36
	A011519	25 J 37	45,7 mm	304 J 37

ORTA KAYIT BAĞLANTI (MULLION CONNECTION PIECE)				
Nr		KESİM ÖLÇÜSÜ CUTTING SIZE		AKS. KODU ACS. CODE
ANT55M07	A011854	25 J 36	14,8 mm	324 J 36
	A011855	25 J 37	14,8 mm	324 J 37
ANT55M08	A011941	25 J 36	14,8 mm	324 J 36
	A011942	25 J 37	14,8 mm	324 J 37
ANT55K01	A011524	25 J 36	58,7 mm	315 J 36
	A011525	25 J 37	58,7 mm	315 J 37

STOKTA BULUNAN SİSTEM PROFİLLERİNİN LİSTESİ (LIST OF SYSTEM PROFILES IN STOCK)

KÖŞE TAKOZLARI (CORNER CLEATS)			
Nr			MIN. SİPARİŞ MİKTARI MIN. ORDER QUANTITY
ANT55F03	A011503	75 kg	150 kg
	A011504	75 kg	
ANT55V02	A011505	75 kg	150 kg
	A011506	75 kg	
ANT55V03	A011507	75 kg	150 kg
	A011508	75 kg	
ANT55V05	A011512	75 kg	150 kg
	A011511	75 kg	
ANT55M02	A011563	75 kg	150 kg
	A011564	75 kg	
ANT55M03	A011515	75 kg	150 kg
	A011516	75 kg	
ANT55M04	A010503	75 kg	150 kg
	A011517	75 kg	
ANT55K01	A011524	75 kg	150 kg
	A011525	75 kg	
ANT55A01	A011520	75 kg	150 kg
	A011521	75 kg	

* STOKTA BULUNMAYAN TÜM PROFİLLER İÇİN MİNİMUM SİPARİŞ MİKTARI 300 KG'DİR.
MINIMUM ORDER QUANTITY FOR ALL THE PROFILES THAT ARE NOT IN STOCK IS 300 KG.



MİMARİ KATALOG ARCHITECTURAL CATALOGUE

Alüminyum Kapı Pencere ve Giydirme Cephe Sistemleri
Aluminium Door Window and Facade Systems



Rescara Sistem Detayları
Rescara System Details

RWT55+

DETAYLAR

DETAILS

01

02

03

04

05

06

07

08

09

10

11

12

01

02

03

04

05

06

07

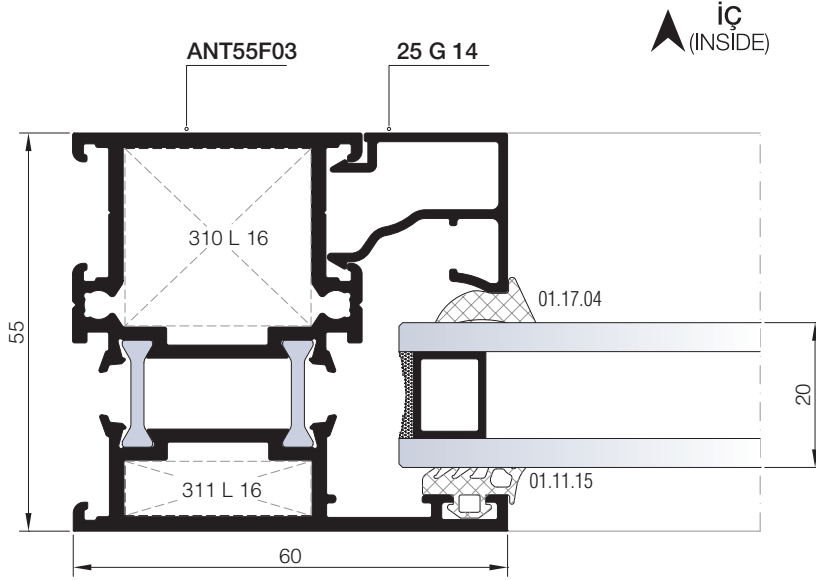
08

09

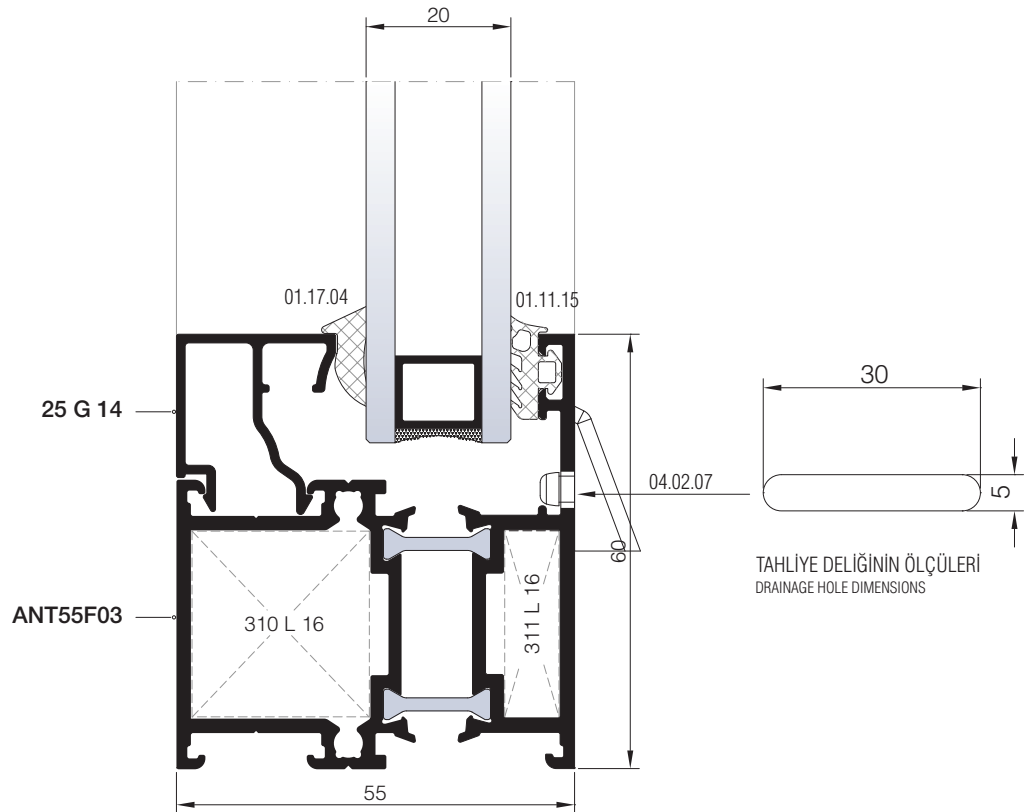
10

11

12

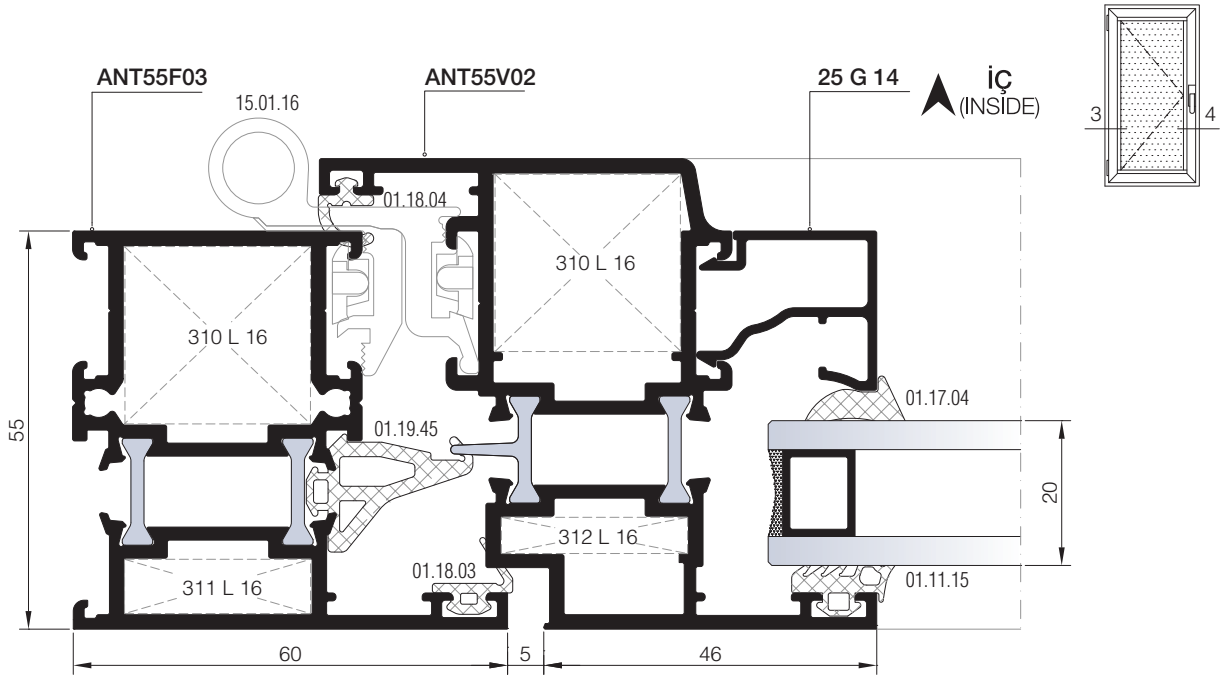


① DETAYI
DETAIL

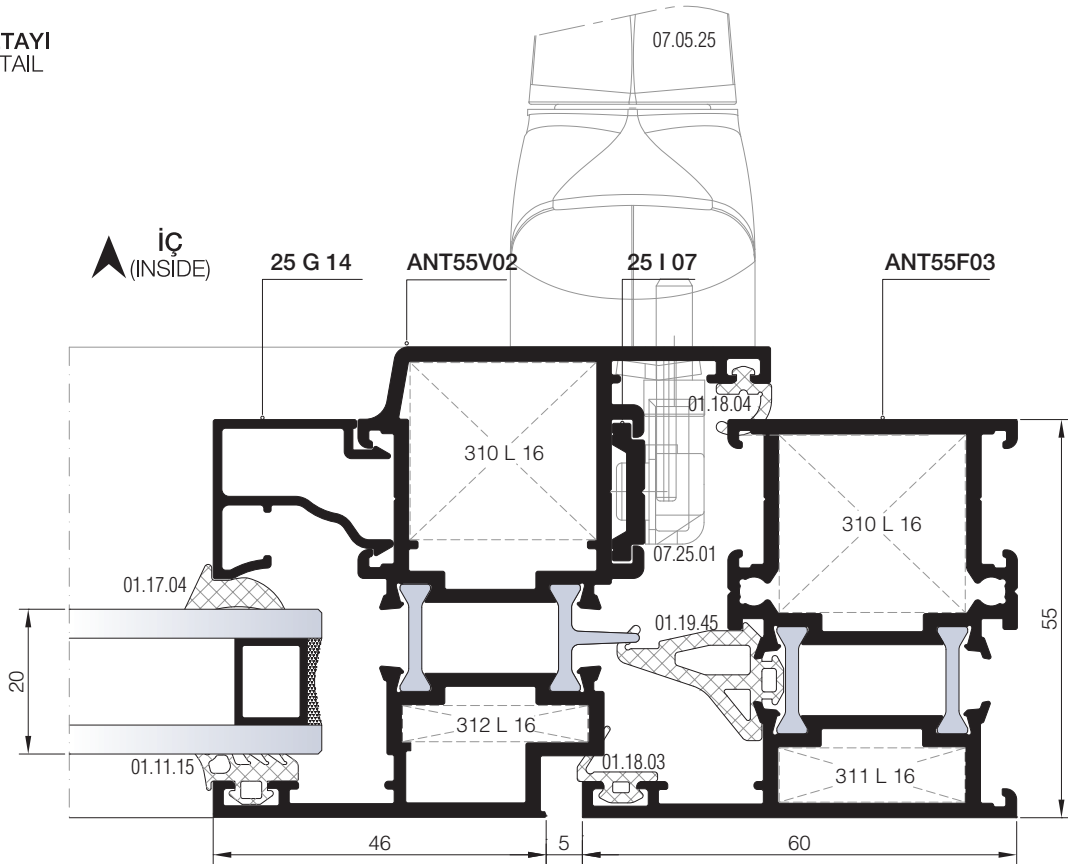


② DETAYI
DETAIL

DİŞ
(OUTSIDE)



③ DETAYI
DETAIL



④ DETAYI
DETAIL

01

02

03

04

05

06

07

08

09

10

11

12

01

02

03

04

05

06

07

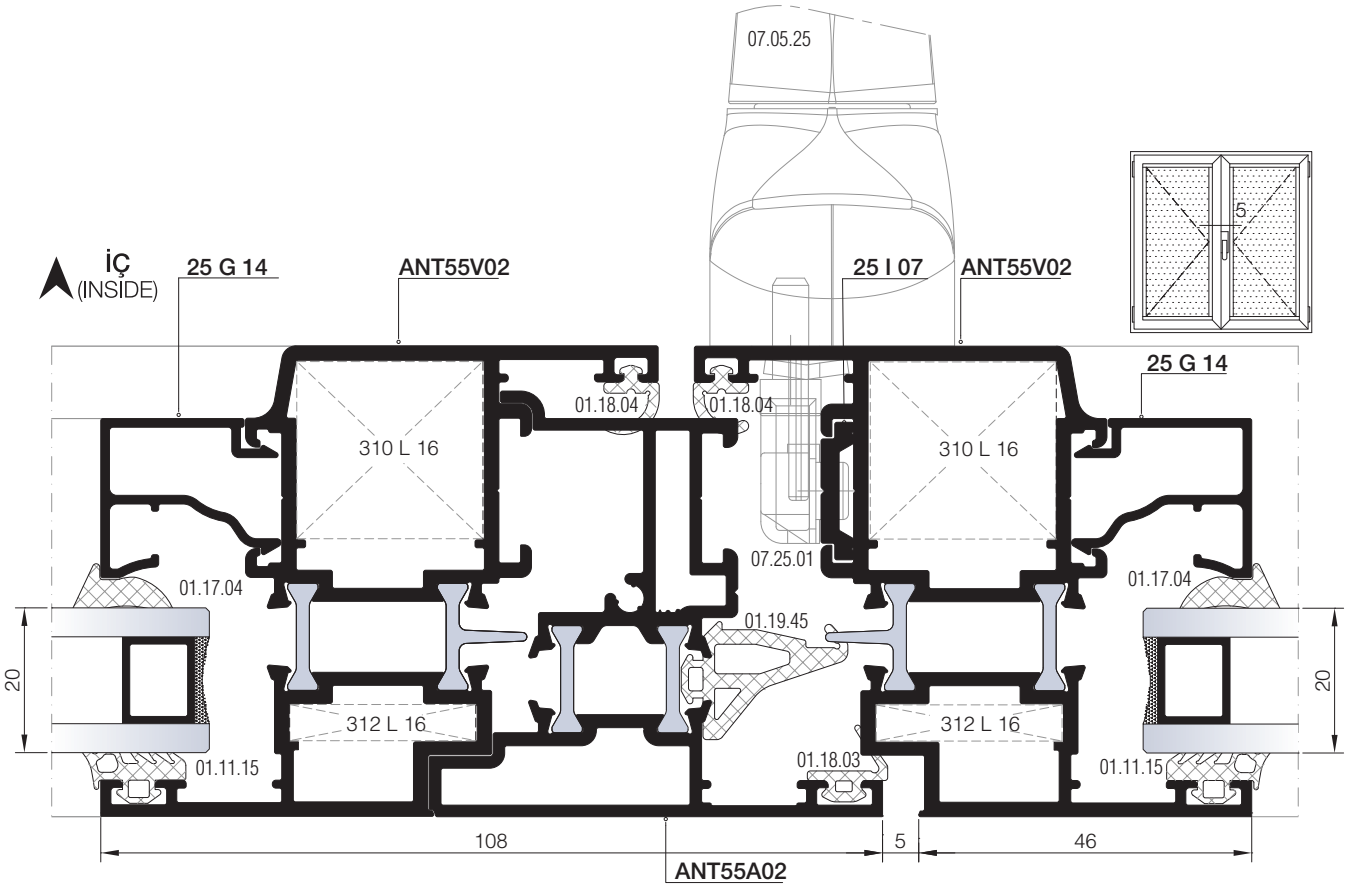
08

09

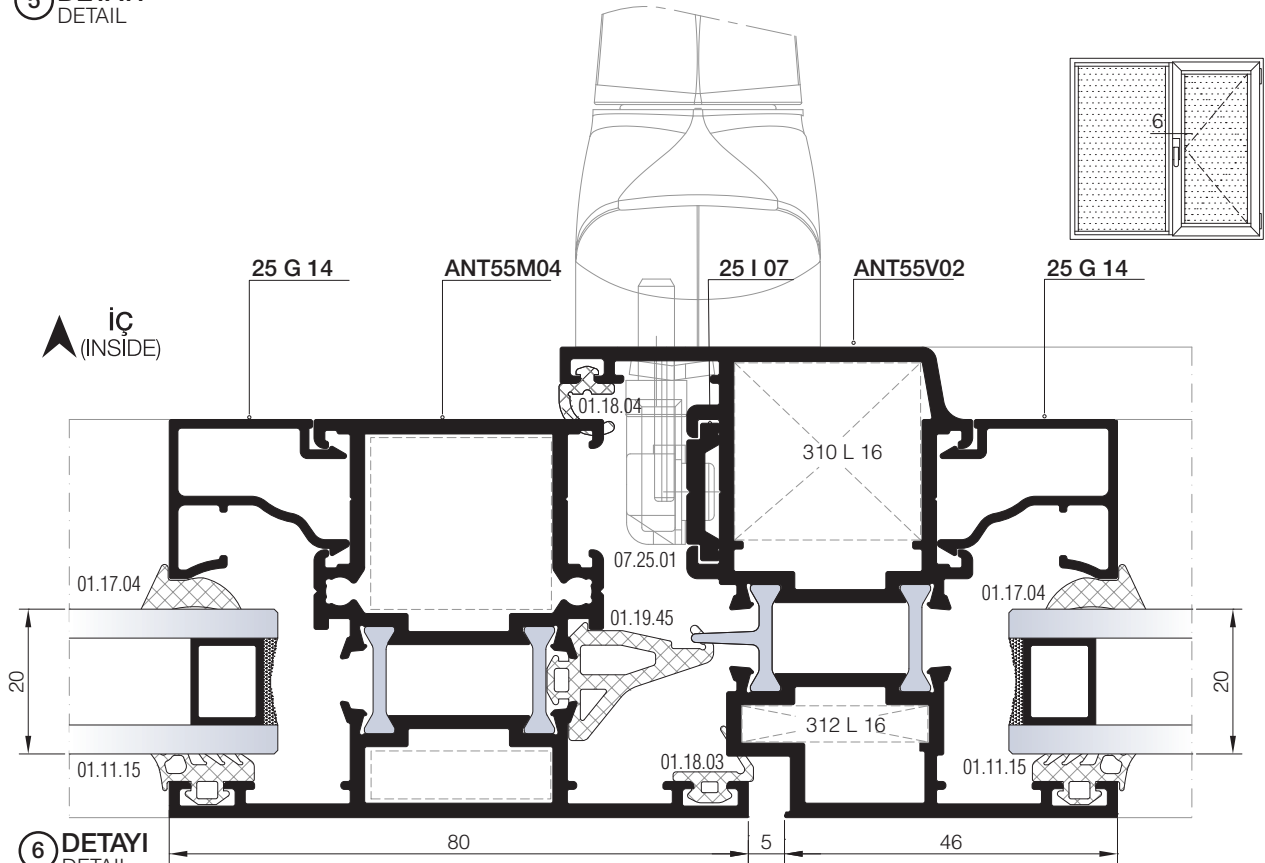
10

11

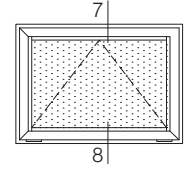
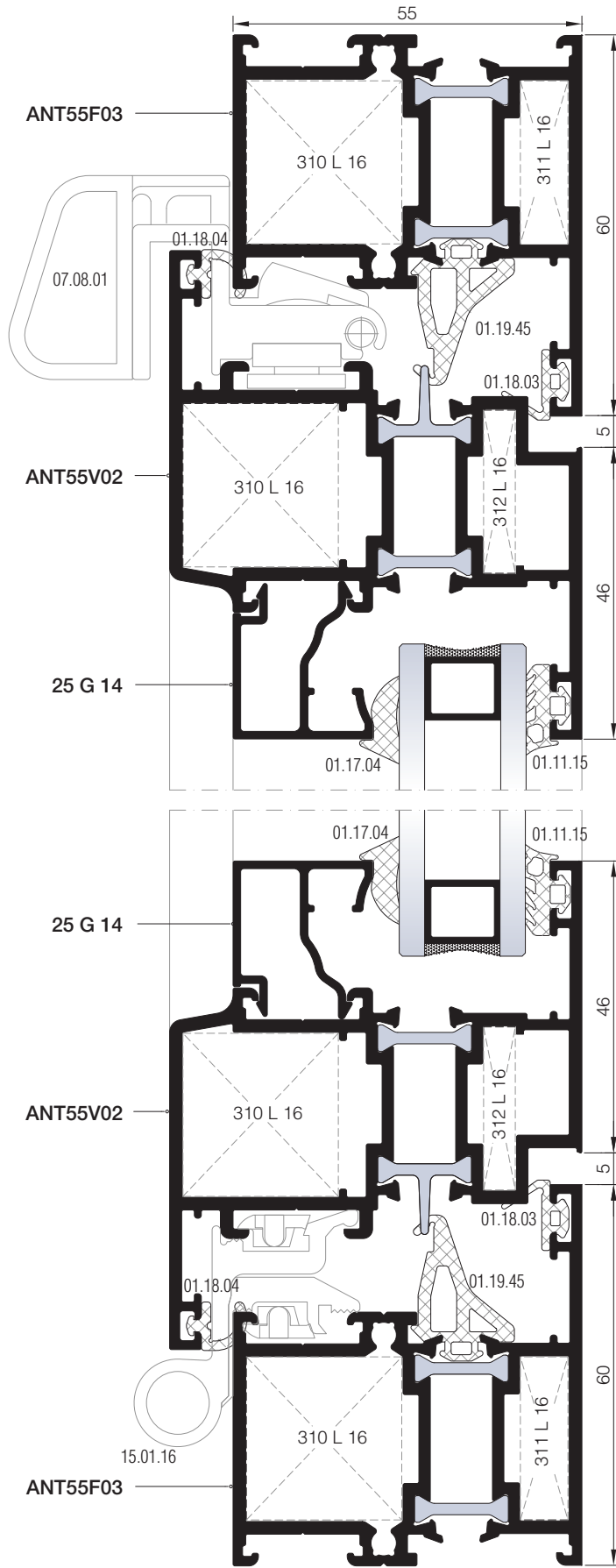
12



5 DETAYI
DETAIL



6 DETAYI
DETAIL



7 DETAYI
DETAIL

8 DETAYI
DETAIL

01

02

03

04

05

06

07

08

09

10

11

12

01

02

03

04

05

06

07

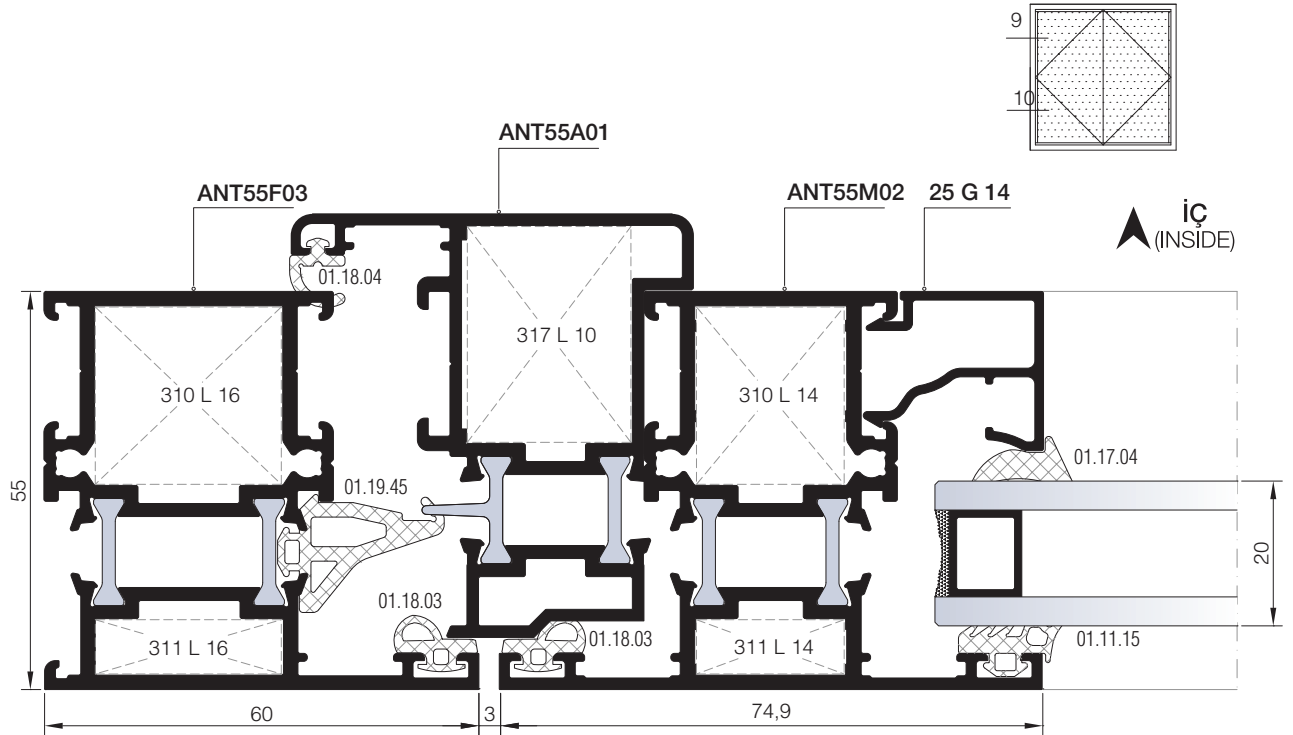
08

09

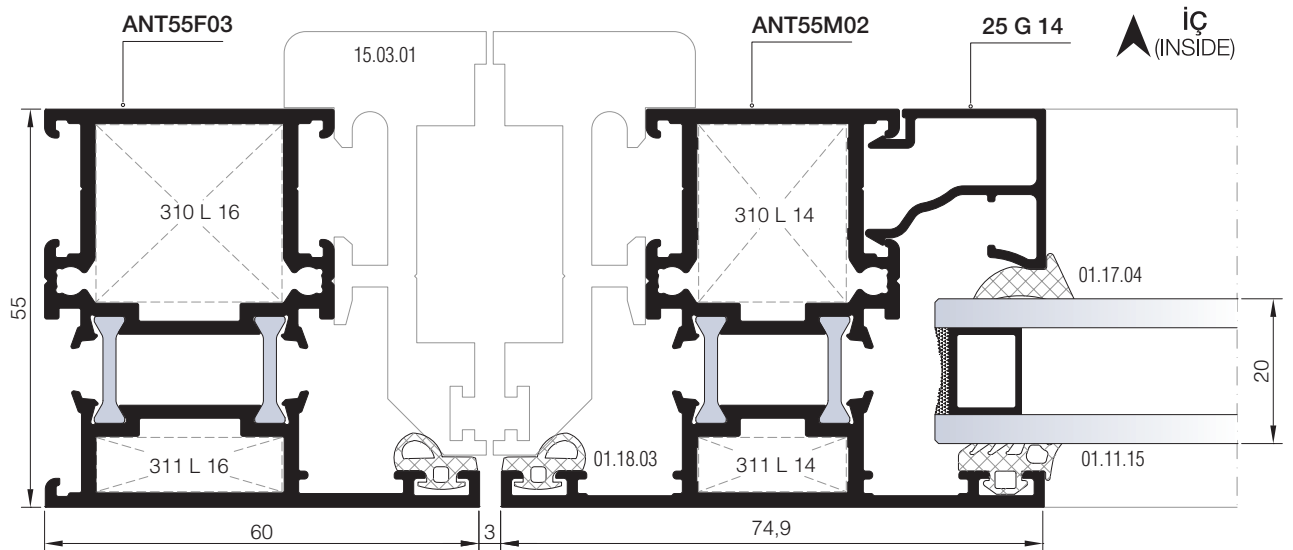
10

11

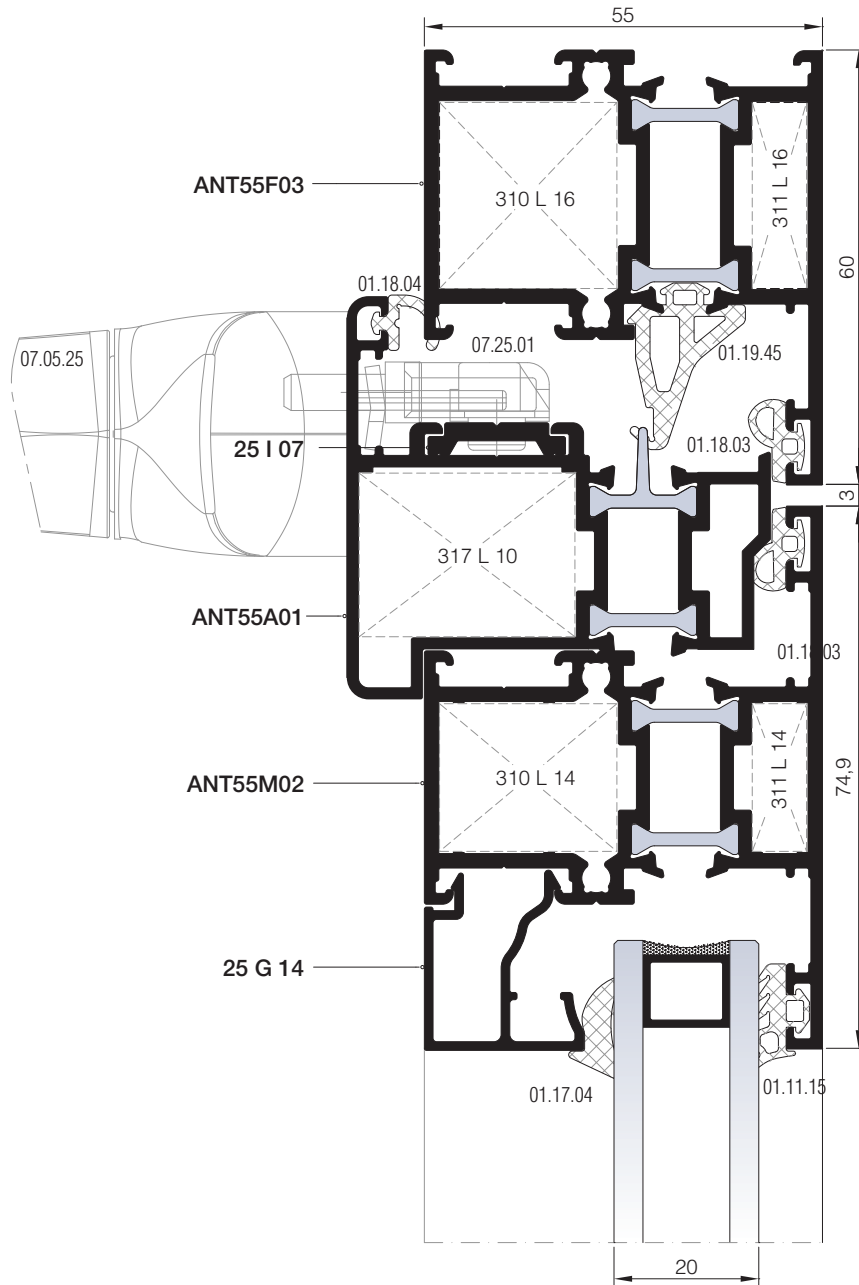
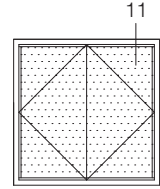
12



9 DETAYI
DETAIL



10 DETAYI
DETAIL



01

02

03

04

05

06

07

08

09

10

11

12

01

02

03

04

05

06

07

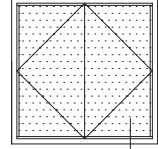
08

09

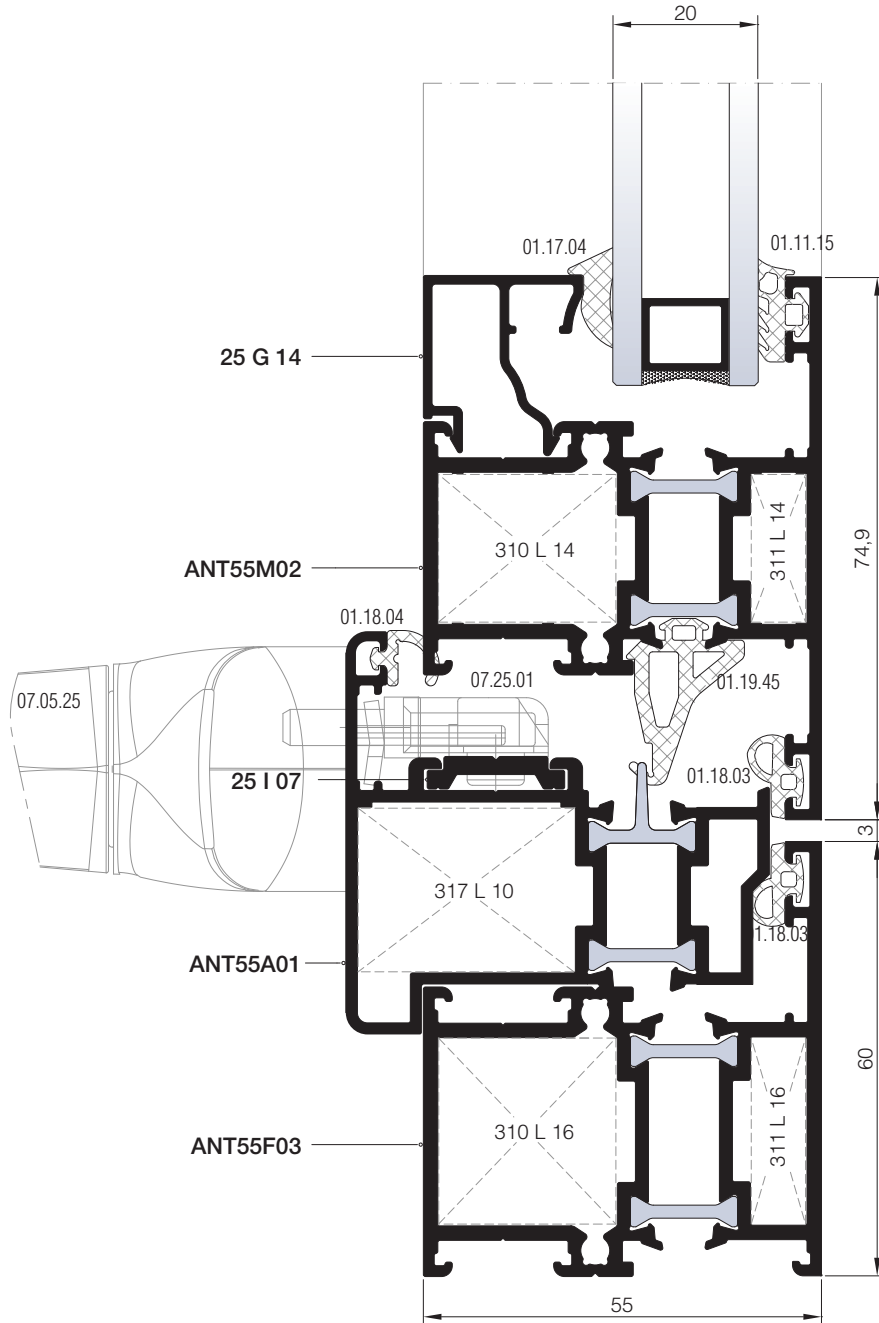
10

11

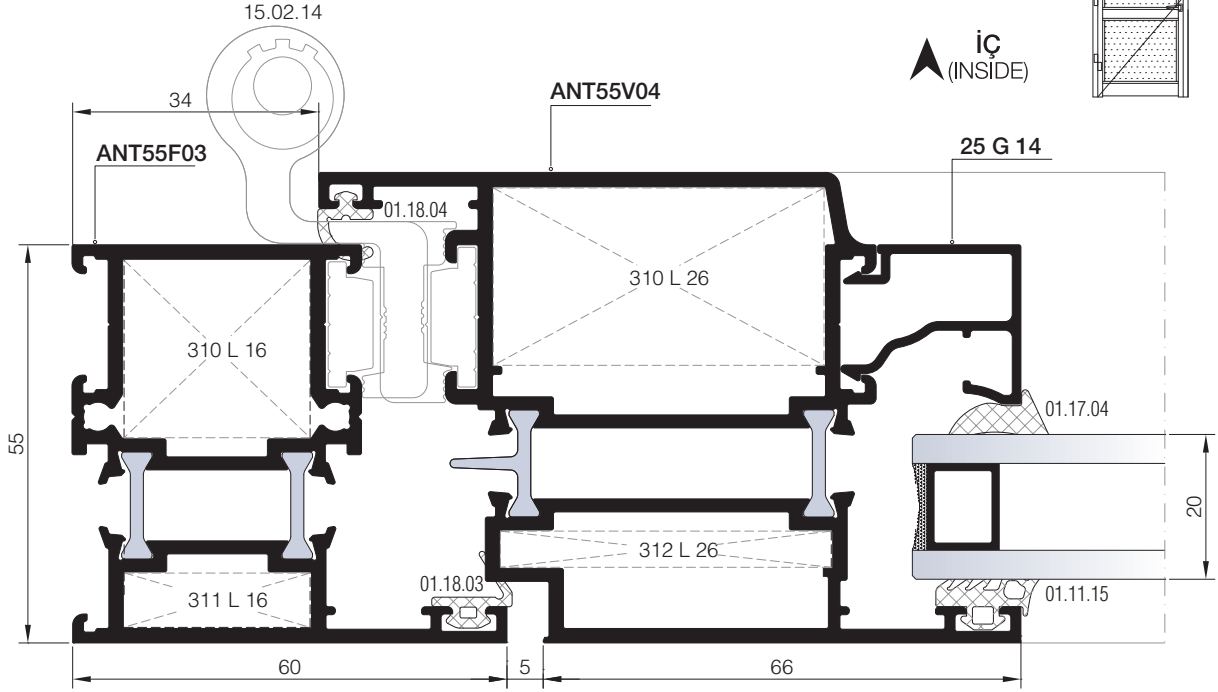
12



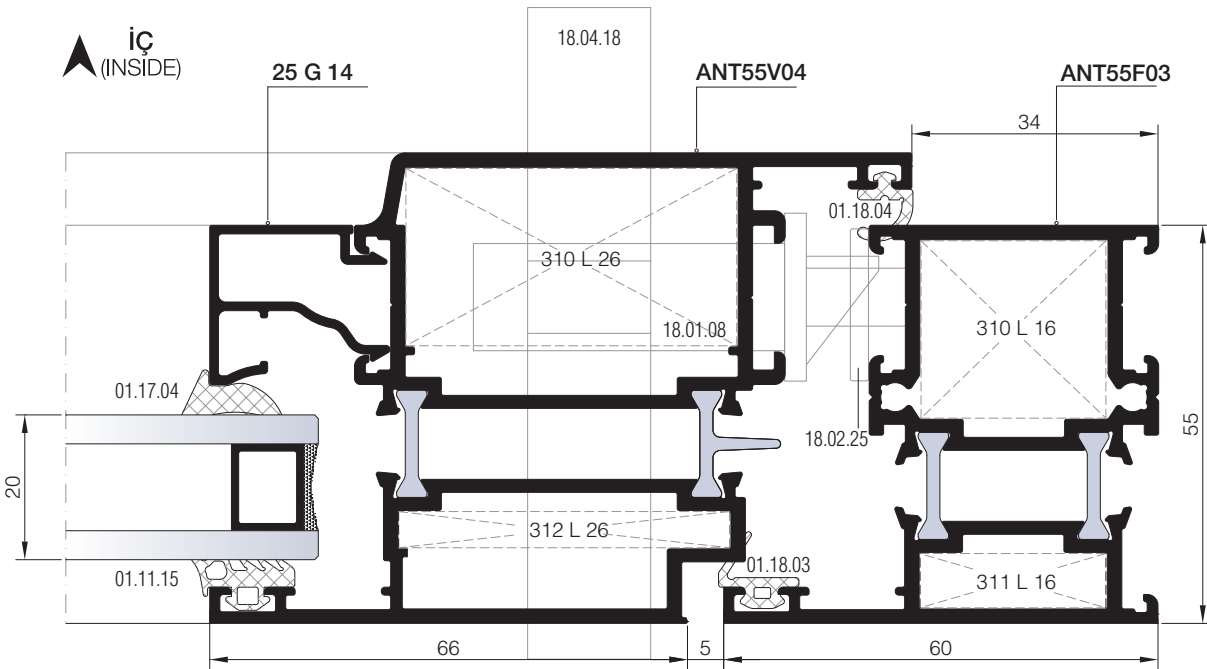
12



İÇE AÇILIM BİNLİ KAPI DETAYLARI
INWARD OPENING DOOR DETAILS



13 DETAYI
DETAIL



14 DETAYI
DETAIL

01
02
03
04
05
06
07
08
09
10
11
12

01

02

03

04

05

06

07

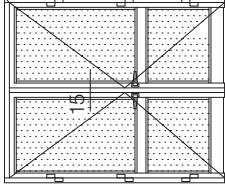
08

09

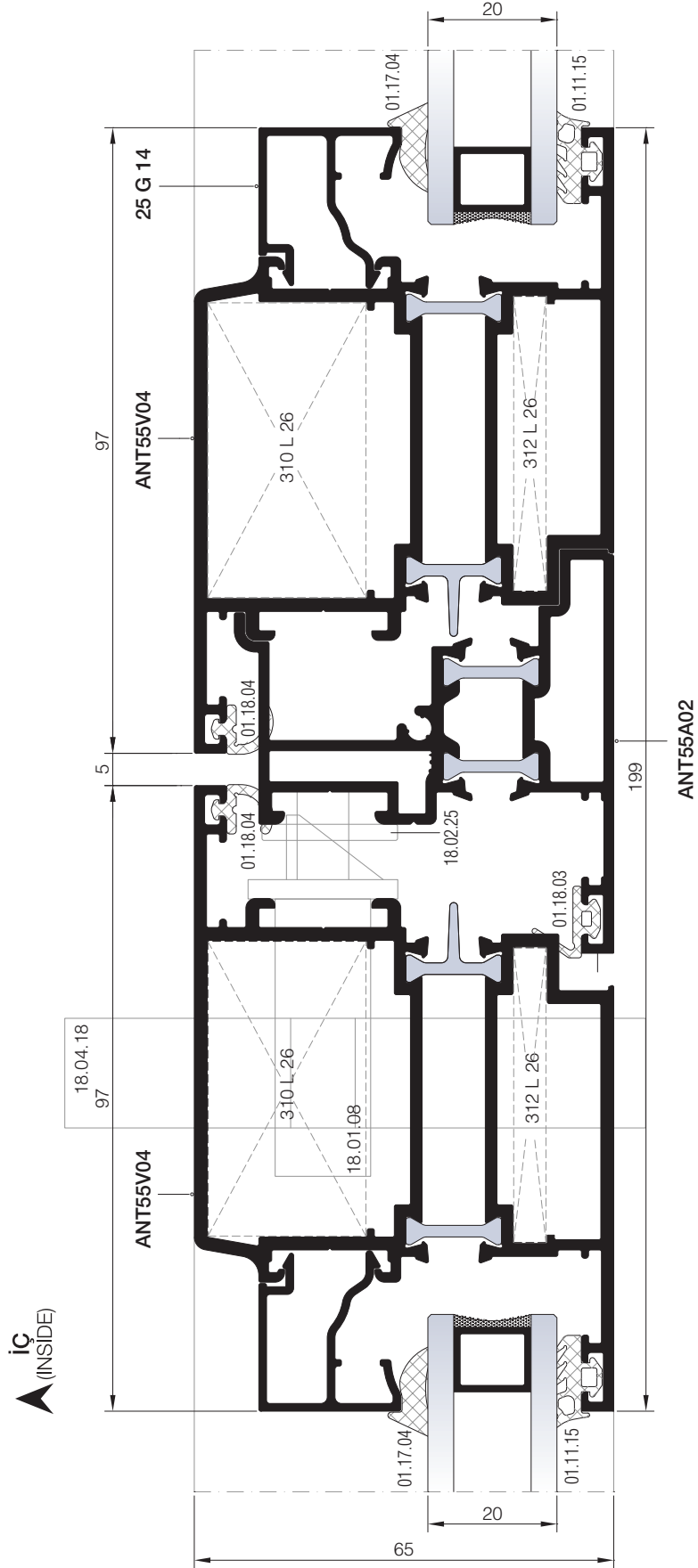
10

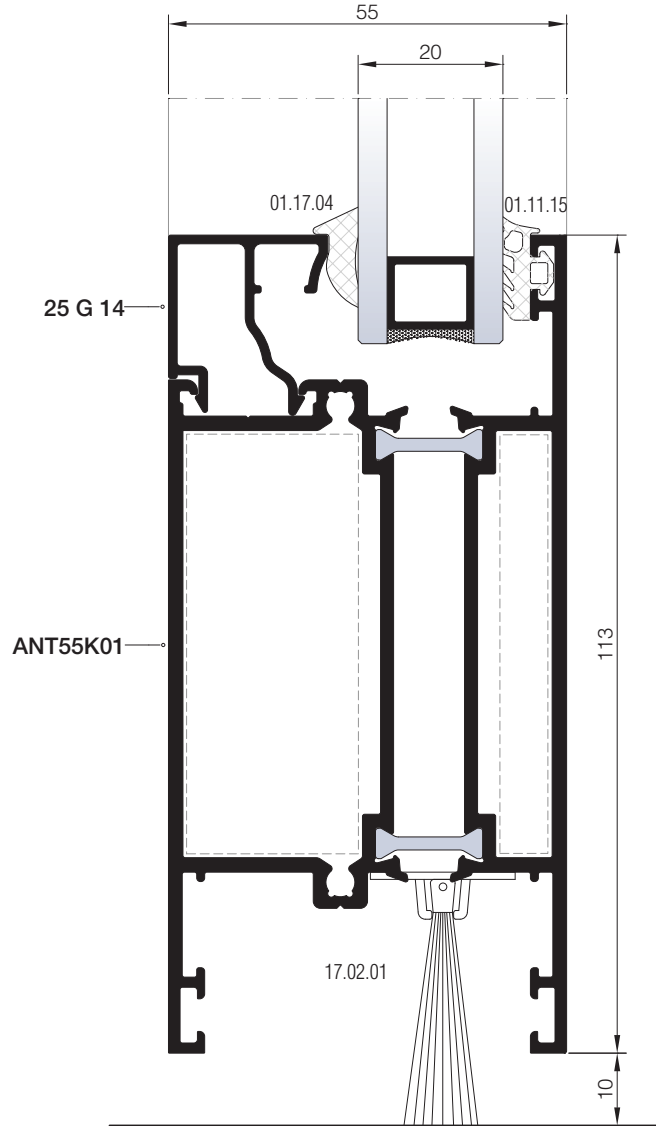
11

12



İÇE AÇILIM BİNLİ KAPI DETAYLARI
INWARD OPENING DOOR DETAILS





01

02

03

04

05

06

07

08

09

10

11

12

DIŞA AÇILIM KAPI DETAYLARI
OUTWARD OPENING DOOR DETAILS

01

02

03

04

05

06

07

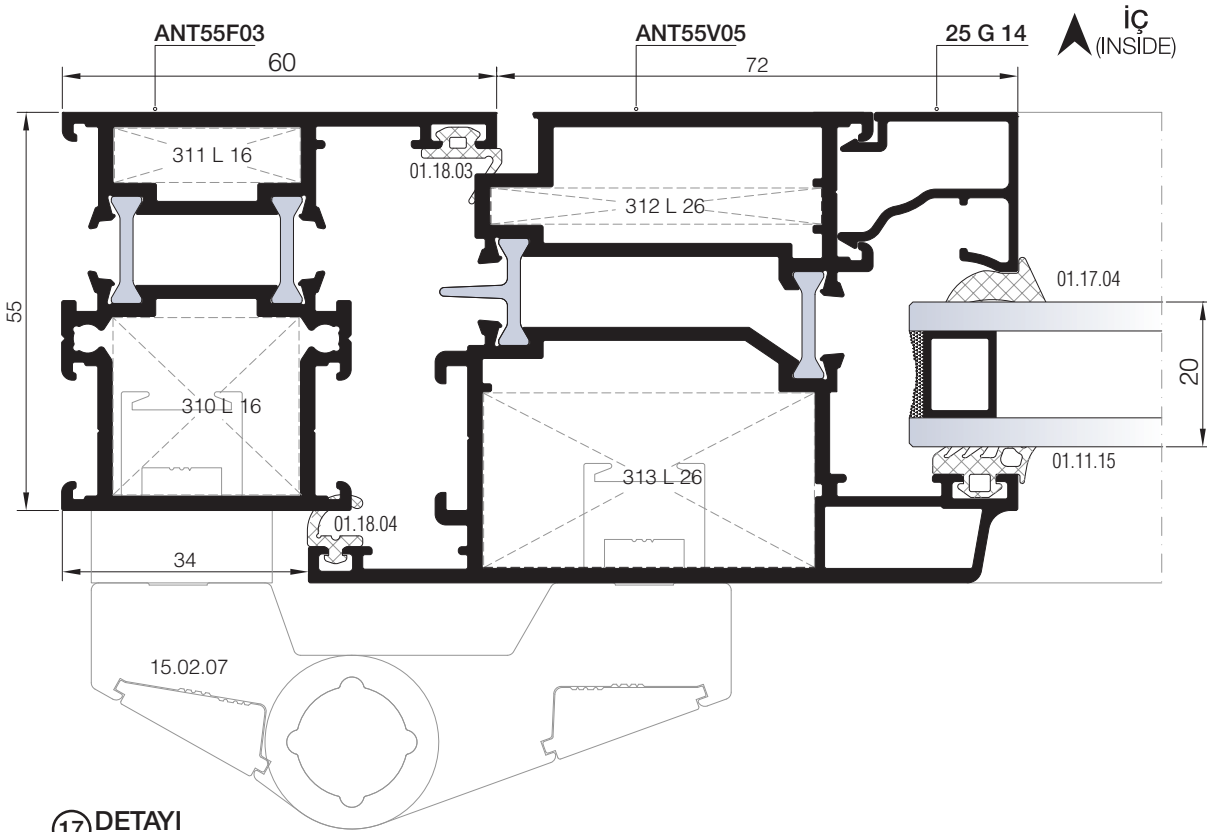
08

09

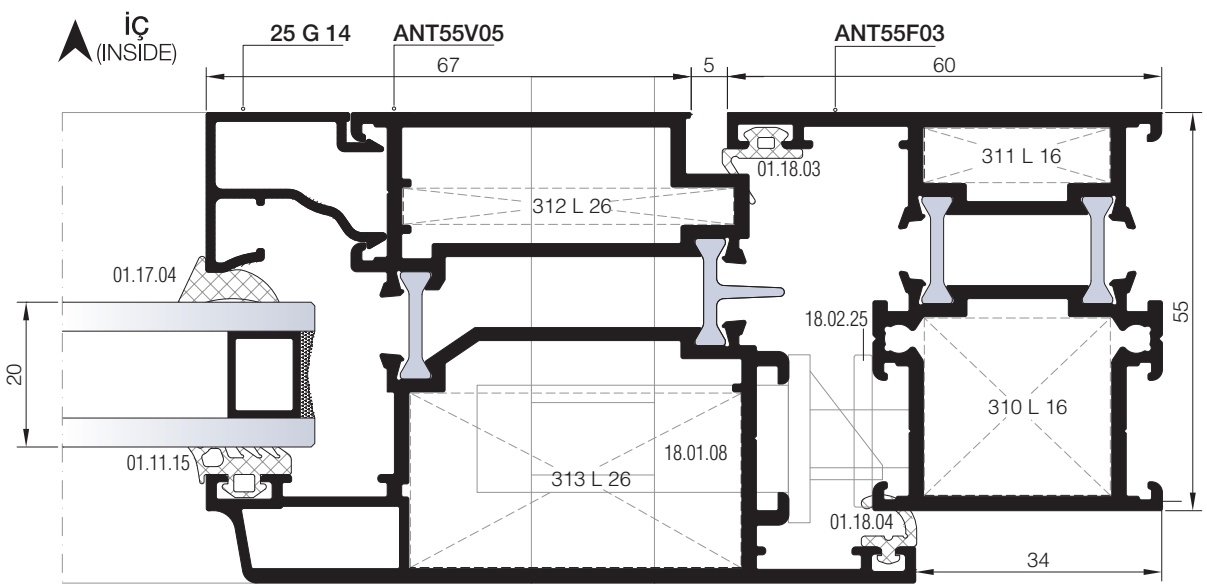
10

11

12



17 DETAYI
DETAIL



18 DETAYI
DETAIL

MİMARİ KATALOG ARCHITECTURAL CATALOGUE

Alüminyum Kapı Pencere ve Giydirme Cephe Sistemleri
Aluminium Door Window and Facade Systems



Rescara Sistem Detayları
Rescara System Details

RWT55+

AKSESUARLAR

ACCESSORIES

01

02

03

04

05

06

07


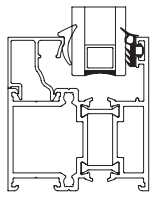
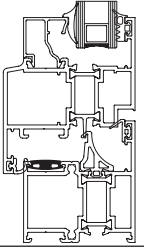

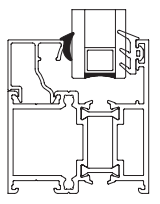

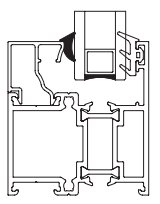

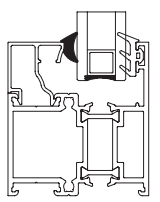

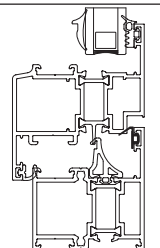

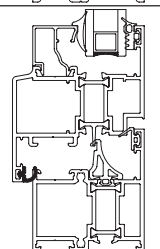

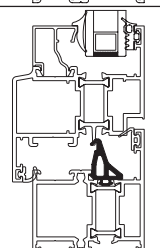
08

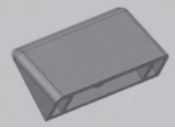


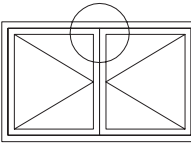

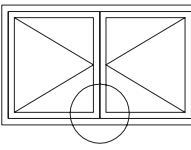

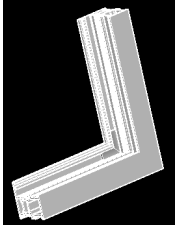
09

10

11

12

01		<p>01.11.15 DIŞ CAM FİTİLİ 4 mm OUTSIDE GLAZING GASKET 4 mm</p> <p>Malzeme / Material: EPDM Ağırlık / Weight: 72 gr/m Paket / Package: 208 m / 15 kg</p>			
02				<p>01.19.06 ÇITA KANAL FİTİLİ ADAPTER GASKET</p> <p>Malzeme / Material: EPDM Ağırlık / Weight: 82 gr/m Paket / Package: 182 m / 15 kg</p>	
03		<p>01.17.03 İÇ CAM FİTİLİ 2,8 mm INSIDE GLAZING GASKET 2,8 mm</p> <p>Malzeme / Material: EPDM Ağırlık / Weight: 59 gr/m Paket / Package: 254m / 15 kg</p>			
04					
05		<p>01.17.04 İÇ CAM FİTİLİ 3,6 mm INSIDE GLAZING GASKET 3,6 mm</p> <p>Malzeme / Material : EPDM Ağırlık / Weight: 71 gr/m Paket / Package: 210m / 15 kgg</p>			
06					
07		<p>01.17.05 İÇ CAM FİTİLİ 4,6 mm INSIDE GLAZING GASKET 4,6 mm</p> <p>Malzeme / Material: EPDM Ağırlık / Weight: 89 gr/m Paket / Package: 168 m / 15 kg</p>			
08					
09		<p>01.18.03 DIŞ BİNİ FİTİLİ OUTSIDE ACOUSTICAL GASKET</p> <p>Malzeme / Material: EPDM Ağırlık / Weight: 41 gr/m Paket / Package: 365 m / 15 kg</p>			
10					
11		<p>01.18.04 İÇ BİNİ FİTİLİ INSIDE ACOUSTICAL GASKET</p> <p>Malzeme / Material: EPDM Ağırlık / Weight: 42 gr/m Paket / Package: 357 m / 15 kg</p>			
12		<p>01.19.45 TOZLUK FİTİLİ CENTRAL GASKET</p> <p>Malzeme / Material: EPDM Ağırlık / Weight: 170 gr/m Paket / Package: 88 m / 15 kg</p>			

	04.02.07 TAHLİYE KAPAĞI DRAINAGE COVER Malzeme / Material: PVC Renk / Colour: Siyah-Beyaz-Gri Black-White-Grey				
	04.06.58 ADAPTÖR KAPAĞI ADAPTER CAP Malzeme / Material: PVC Renk / Colour: Siyah / Black ANT55A02 İÇİN / FOR ANT55A02				
	04.06.59 ADAPTÖR KAPAĞI ADAPTER CAP Malzeme / Material: PVC Renk / Colour: Siyah / Black ANT55A02 İÇİN / FOR ANT55A02				
	04.07.18 PVC KÖŞE ÇAVUŞU CORNER CLÉAT (PVC) Malzeme / Material: PVC Renk / Colour: Siyah / Black				

01

02

03

04

05

06

07

08

09

10

11

12

PENCERE MENTEŞELERİ / WINDOW HINGES

01



15.01.16

GIESSE PENCERE MENTEŞESİ
GIESSE HINGE FOR WINDOWS

Renk / Colour: Siyah-Beyaz-Gri-Eloksal
Black-White-Grey-Anodized

75 kg için 2 adet, 85 kg için 3 adet kullanılmalıdır. / Should be used 2 for 75 kg, 3 for 85 kg.
EN 1935:2002

02



15.01.03

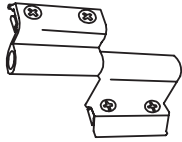
RESCARA PENCERE MENTEŞESİ
RESCARA HINGE FOR WINDOWS

Renk / Colour: Pres-Eloksal
Press-Anodised

75 kg için 2 adet, 85 kg için 3 adet kullanılmalıdır. / Should be used 2 for 75 kg, 3 for 85 kg.
EN 1935:2002

03

04




15.01.08

YERLİ PENCERE MENTEŞESİ
LOCAL HINGE FOR WINDOWS

Renk / Colour: Siyah-Beyaz-Gri-Eloksal
Black-White-Grey-Anodized

50 kg için 2 adet kullanılmalıdır. / Should be used 2 for 50 kg.
Max. kanat ölçüsü 900x1300. / Max. vent dimension 900x1300
TS EN 1935

05



15.01.12

YERLİ PENCERE MENTEŞESİ
LOCAL HINGE FOR WINDOWS

Renk / Colour: Siyah-Beyaz-Gri-Eloksal
Black-White-Grey-Anodized

TS EN 1935

06

07



15.01.17

GIESSE GİZLİ PENCERE MENTEŞESİ (SAĞ)
GIESSE HIDDEN HINGE FOR WINDOWS (RIGHT)

Malzeme / Material : Paslanmaz Çelik
Stainless Steel

100 kg için 2 adet kullanılmalıdır. / Should be used 2 for 100 kg.

08



15.01.18

GIESSE GİZLİ PENCERE MENTEŞESİ (SOL)
GIESSE HIDDEN HINGE FOR WINDOWS (LEFT)

Malzeme / Material : Paslanmaz Çelik
Stainless Steel

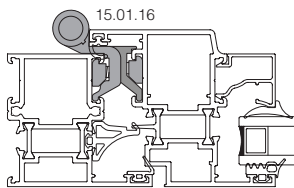
100 kg için 2 adet kullanılmalıdır. / Should be used 2 for 100 kg.

09

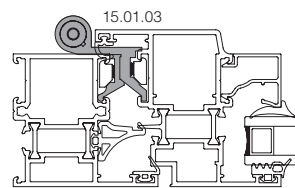
10

11

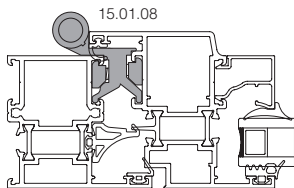
12



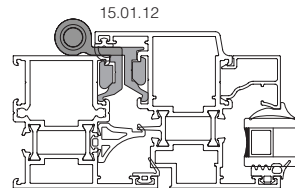
15.01.16



15.01.03



15.01.08



15.01.12

Ölçek/Scale: 1/3

KAPI MENTEŞELERİ / DOOR HINGES

01

02

03

04

05

06

07

08

09

10

11

12



15.02.14

GIESSE KAPI MENTEŞESİ
GIESSE HINGE FOR DOORS

Renk / Colour: Siyah-Beyaz-Eloksal
Black-White-Anodized

100 kg için 2 adet, 120 kg için 3 adet kullanılmalıdır. / Should be used 2 for 100 kg, 3 for 120 kg.
EN 1935




15.02.09

YERLİ KAPI MENTEŞESİ
LOCAL HINGE FOR DOORS

Renk / Colour: Siyah-Beyaz-Gri-Eloksal
Black-White-Grey-Anodized

85 kg için 3 adet kullanılmalıdır. / Should be used 3 for 85 kg.
Max. kanat ölçüsü 900x2200. / Max. vent dimension 900x2200
TS EN 1935




15.02.12

YERLİ KAPI MENTEŞESİ
LOCAL HINGE FOR DOORS

Renk / Colour: Siyah-Beyaz-Gri-Eloksal
Black-White-Grey-Anodized

100 kg için 3 adet kullanılmalıdır. / Should be used 3 for 100 kg.
Max. kanat ölçüsü 900x2300. / Max. vent dimension 900x2300
TS EN 1935



15.02.07

YERLİ KAPI MENTEŞESİ
LOCAL HINGE FOR DOORS

Renk / Colour: Siyah-Beyaz-Gri-Eloksal
Black-White-Grey-Anodized

100 kg için 2 adet kullanılmalıdır. / Should be used 2 for 100 kg.
Max. kanat ölçüsü 900x2200. / Max. vent dimension 900x2200
TS EN 1935



15.02.20

RESCARA KAPI MENTEŞESİ
RESCARA HINGE FOR DOORS

Renk / Colour: Siyah-Beyaz-Gri-Pres-Eloksal
Black-White-Grey-Press-Anodized

120 kg için 2 adet kullanılmalıdır. / Should be used 2 for 120 kg.
TS EN 1935

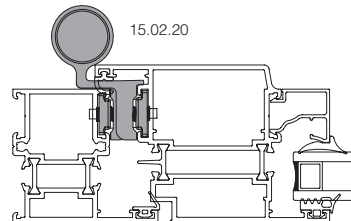
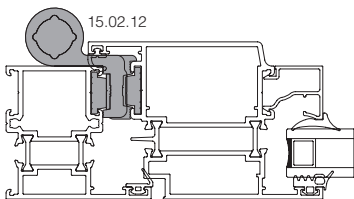
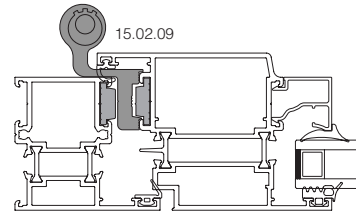
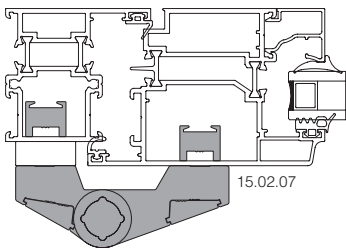


15.02.21

RESCARA KAPI MENTEŞESİ
RESCARA

Renk / Colour: Siyah-Beyaz-Gri-Pres-Eloksal
Black-White-Grey-Press-Anodized

160 kg için 2 adet kullanılmalıdır. / Should be used 2 for 160 kg.
TS EN 1935



Ölçek/Scale: 1/3

ÇİFT EKSEN MEKANİZMALARI / TILT & TURN MECHANISMS

01

02

03



GIESSE FUTURA ÇİFT AÇILIM SETİ 80 kg
GIESSE FUTURA TILT & TURN MECHANISM 80 kg

Renk / Colour: Siyah-Beyaz-Gri
Black-White-Grey

04

05

06

KANAT GENİŞLİĞİ SASH WIDTH	KANAT YÜKSEKLİĞİ SASH HEIGHT	KANAT AĞIRLIĞI SASH WEIGHT	GIESSE ÇİFT AÇILIM SETİ GIESSE TILT & TURN MECHANISM	ÇİFT AÇILIM SETİ TILT & TURN MECHANISM
410- 569 mm	600-1200 mm	80 kg	07.06.62	Çift Açılım Seti Tip 1 Tilt & Turn Mechanism
410- 569 mm	1201-2500 mm	80 kg	07.06.63	Çift Açılım Seti Tip 1 + Arka Kilitleme Tilt & Turn Mechanism Style 1 + Additional Tilt & Turn (Back)
570-1000 mm	600-1200 mm	80 kg	07.06.64	Çift Açılım Seti Tip 2 Tilt & Turn Mechanism Style 2
570-1000 mm	1201-2500 mm	80 kg	07.06.65	Çift Açılım Seti Tip 2 + Arka Kilitleme Tilt & Turn Mechanism Style 2+ Additional Tilt & Turn (Back)
1001-1700 mm	600-1200 mm	80 kg	07.06.66	Çift Açılım Seti Tip 2 + Alt Kilitleme + İlave Makas Tilt & Turn Mechanism Style 2 + Additional Tilt & Turn (Down) + Additional Arm
1001-1700 mm	1201-2500 mm	80 kg	07.06.67	Çift Açılım Seti Tip 2 + Alt Kilitleme + Arka Kilitleme + İlave Makas Tilt & Turn Mechanism Style 2 + Additional Tilt & Turn (Down) + Additional Tilt & Turn (Back) + Additional Arm

07

08

09

10

11

12

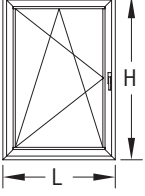

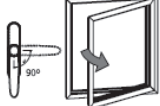
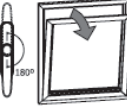


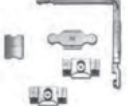


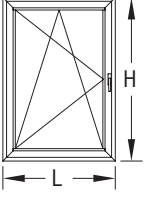

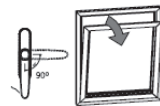
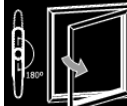


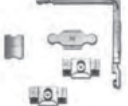
GIESSE GİZLİ MENTEŞE ÇİFT AÇILIM SETİ 100 kg
GIESSE HIDDEN HINGE TILT & TURN MECHANISM 100 kg

Renk / Colour: Siyah-Beyaz-Gri
Black-White-Grey

KANAT GENİŞLİĞİ SASH WIDTH	KANAT YÜKSEKLİĞİ SASH HEIGHT	KANAT AĞIRLIĞI SASH WEIGHT	GIESSE ÇİFT AÇILIM SETİ GIESSE TILT & TURN MECHANISM	GIESSE GİZLİ MENTEŞE ÇİFT AÇILIM SETİ GIESSE HIDDEN HINGE TILT & TURN MECHANISM
600-1000 mm	600-1200 mm	100 kg	07.06.81	Gizli Menteşe Çift Açılım Seti Sağ Hidden Hinge Tilt & Turn Mechanism Right
600-1000 mm	600-1200 mm	100 kg	07.06.82	Gizli Menteşe Çift Açılım Seti Sol Hidden Hinge Tilt & Turn Mechanism Left
600-1000 mm	1201-2500 mm	100 kg	07.06.83	Gizli Menteşe Çift Açılım Seti Sağ + İlave Kilit Hidden Hinge Tilt & Turn Mechanism Right + Additional Locking
600-1000 mm	1201-2500 mm	100 kg	07.06.84	Gizli Menteşe Çift Açılım Seti Sol + İlave Kilit Hidden Hinge Tilt & Turn Mechanism Left + Additional Locking
1001-1700 mm	600-1200 mm	100 kg	07.06.85	Gizli Menteşe Çift Açılım Seti Sağ + İlave Kilit Hidden Hinge Tilt & Turn Mechanism Right + Additional Locking
1001-1700 mm	600-1200 mm	100 kg	07.06.86	Gizli Menteşe Çift Açılım Seti Sol + İlave Kilit Hidden Hinge Tilt & Turn Mechanism Left + Additional Locking
1001-1700 mm	1201-2500 mm	100 kg	07.06.87	Gizli Menteşe Çift Açılım Seti Sağ + İlave Kilit (2 Adet) Hidden Hinge Tilt & Turn Mechanism Right + Additional Locking (2 Unit)
1001-1700 mm	1201-2500 mm	100 kg	07.06.88	Gizli Menteşe Çift Açılım Seti Sol + İlave Kilit (2 Adet) Hidden Hinge Tilt & Turn Mechanism Left + Additional Locking (2 Unit)

ÇİFT EKSEN MEKANİZMALARI / TILT & TURN MECHANISMS

	<p>RESCARA ÇİFT AÇILIM SETİ 130 kg RESCARA TILT & TURN MECHANISM 130 kg</p> <p>Renk / Colour: Siyah-Beyaz-Gri Black-White-Grey</p>					
						
<p>KANAT GENİŞLİĞİ SASH WIDTH L (m)</p>	<p>KANAT YÜKSEKLİĞİ SASH HEIGHT H (m)</p>	<p>KANAT AĞIRLIĞI SASH WEIGHT KG</p>	<p>MEKANİZMA MECHANISM</p>	<p>MAKAS ARM</p>	<p>İLAVE KİLİTLEME ADDITIONAL LOCKING</p>	<p>İLAVE MAKAS ADDITIONAL ARM</p>
563-1000 mm	600-1200 mm	130 kg	07.06.79	07.06.80	----	----
563-1000 mm	1200-2500 mm	130 kg	07.06.79	07.06.80	07.06.76	----
1000-1700 mm	600-1200 mm	130 kg	07.06.79	07.06.80	07.06.76	07.06.77
1000-1700 mm	1200-2500 mm	130 kg	07.06.79	07.06.80	07.06.76 (2 Adet)	07.06.77

	<p>RESCARA AKILLI ÇİFT AÇILIM SETİ 130 kg RESCARA TBT TILT & TURN MECHANISM 130 kg</p> <p>Renk / Colour: Siyah-Beyaz-Gri Black-White-Grey</p> <p>KOL ANAHTARLIDIR / HANDLE WITH KEYLOCK</p>					
						
<p>KANAT GENİŞLİĞİ SASH WIDTH L (m)</p>	<p>KANAT YÜKSEKLİĞİ SASH HEIGHT H (m)</p>	<p>KANAT AĞIRLIĞI SASH WEIGHT KG</p>	<p>MEKANİZMA MECHANISM</p>	<p>MAKAS ARM</p>	<p>İLAVE KİLİTLEME ADDITIONAL LOCKING</p>	<p>İLAVE MAKAS ADDITIONAL ARM</p>
563-1000 mm	600-1200 mm	130 kg	07.06.74 (TBT)	07.06.75 (TBT)	----	----
563-1000 mm	1200-2500 mm	130 kg	07.06.74 (TBT)	07.06.75 (TBT)	07.06.76	----
1000-1700 mm	600-1200 mm	130 kg	07.06.74 (TBT)	07.06.75 (TBT)	----	07.06.77
1000-1700 mm	1200-2500 mm	130 kg	07.06.74 (TBT)	07.06.75 (TBT)	07.06.76	07.06.77

PVC KANAL İÇİN AÇILIM SETLERİ / OPENING SETS FOR PVC CHANNEL



07.05.41

RESCARA AKUSTİK PENCERE KOLU
RESCARA ACOUSTIC HANDLE

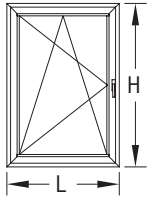
Renk / Colour: Siyah-Beyaz-Gri
Black-White-Grey



07.05.42

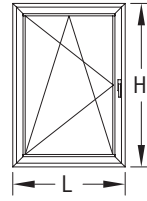
RESCARA AKUSTİK PENCERE KOLU
RESCARA ACOUSTIC HANDLE

Renk / Colour: Siyah-Beyaz-Gri
Black-White-Grey



PVC KANALLI ÇİFT AÇILIM SETİ 80 kg
TILT & TURN MECHANISM FOR PVC CHANNEL 80 kg

Renk / Colour: Siyah-Beyaz-Gri
Black-White-Grey



PVC KANALLI TEK AÇILIM SETİ 80 kg
SIDE HUNG OPENING SET FOR PVC CHANNEL 80 kg

Renk / Colour: Siyah-Beyaz-Gri
Black-White-Grey



KANAT GENİŞLİĞİ SASH WIDTH L (mm)	KANAT YÜKSEKLİĞİ SASH HEIGHT H (mm)	KANAT AĞIRLIĞI SASH WEIGHT KG	SAĞ RIGHT	SOL LEFT
501-750 mm	951-1450 mm	80 kg	07.30.01	07.30.02
501-750 mm	1451-1950 mm	80 kg	07.30.05	07.30.06
501-750 mm	1951-2450 mm	80 kg	07.30.07	07.30.08
751-1000 mm	951-1450 mm	80 kg	07.30.09	07.30.10
751-1000 mm	1451-1950 mm	80 kg	07.30.13	07.30.14
751-1000 mm	1951-2450 mm	80 kg	07.30.15	07.30.16
1001-1200 mm	951-1450 mm	80 kg	07.30.17	07.30.18
1001-1200 mm	1451-1950 mm	80 kg	07.30.21	07.30.22
1001-1200 mm	1951-2450 mm	80 kg	07.30.23	07.30.24
1201-1450 mm	951-1450 mm	80 kg	07.30.25	07.30.26
1201-1450 mm	1451-1950 mm	80 kg	07.30.29	07.30.30
1201-1450 mm	1951-2450 mm	80 kg	07.30.31	07.30.32
1451-1600 mm	951-1450 mm	80 kg	07.30.33	07.30.34
1451-1600 mm	1451-1950 mm	80 kg	07.30.37	07.30.38
1451-1600 mm	1951-2450 mm	80 kg	07.30.39	07.30.40

KANAT GENİŞLİĞİ SASH WIDTH L (mm)	KANAT AĞIRLIĞI SASH WEIGHT KG	SAĞ RIGHT	SOL LEFT
501-600 mm	80 kg	07.27.01	07.27.02
601-800 mm	80 kg	07.27.03	07.27.04
801-900 mm	80 kg	07.27.05	07.27.06
901-1000 mm	80 kg	07.27.07	07.27.08
1001-1100 mm	80 kg	07.27.09	07.27.10
1101-1200 mm	80 kg	07.27.11	07.27.12
1201-1300 mm	80 kg	07.27.13	07.27.14
1301-1400 mm	80 kg	07.27.15	07.27.16
1401-1600 mm	80 kg	07.27.17	07.27.18
1601-1800 mm	80 kg	07.27.19	07.27.20
1801-2000 mm	80 kg	07.27.21	07.27.22
2000-2200 mm	80 kg	07.27.23	07.27.24

*KOL SETE DAHİL DEĞİLDİR.KOL SEÇENEKLERİ; 07.05.41 - 07.05.42
HANDLE IS NOT INCLUDED IN THE SET. HANDLE OPTIONS; 07.05.41 - 07.05.42

**PVC KANALLI TEK AÇILIM SETİ İÇİN KANAT GENİŞLİĞİ L<1000MM OLMALIDIR.
DAHA BÜYÜK ÖLÇÜLER İÇİN TEKNİK OFİS İLE İRTİBATA GEÇİLEBİLİR.
PERIMETRIC GROOVE (16MM) SIDE HUNG OPENING KIT FOR L<1000MM. FOR L>1000MM PLEASE CONTACT TECHNICAL OFFICE.

PENCERE KOLLARI / WINDOW HANDLES

<p>07.05.25 GIESSE İSPANYOLET KOL (ÇİFT DİLLİ) GIESSE HANDLE FOR WINDOWS (DOUBLE RAIL) Renk / Colour: Siyah-Beyaz-Gri Black-White-Grey</p> <p>UNI CEI EN ISO / IEC 17050</p>	<p>07.05.33 GIESSE ANAHTARLI İSPANYOLET KOL (ÇİFT DİLLİ) GIESSE KEY HANDLE FOR WINDOWS (DOUBLE RAIL) Renk / Colour: Siyah-Beyaz-Gri Black-White-Grey</p>
<p>07.25.01 GIESSE TIJ BAĞLANTI PARÇASI GIESSE CONNECTION ROD Renk / Colour: Siyah / Black Malzeme / Material: Polyamid - Polyamide</p> <p>07.05.25, 07.05.33 ve 07.05.34 Kol için / For Handle 07.05.25, 07.05.33 and 07.05.34</p>	<p>07.05.34 GIESSE SÖKÜLEBİLİR KOL GÖVDESİ (ÇİFT DİLLİ) GIESSE REMOVABLE HANDLE BODY (DOUBLE RAIL) Renk / Colour: Siyah-Beyaz-Gri Black-White-Grey</p>
<p>07.05.29 RESCARA GLOBAL ANAHTARLI PENCERE KOLU (TEK DİLLİ) RESCARA GLOBAL KEY HANDLE FOR WINDOWS (SINGLE RAIL) Renk / Colour: Siyah-Beyaz-Gri Black-White-Grey</p>	<p>07.05.35 GIESSE SÖKÜLEBİLİR KOL GIESSE REMOVABLE HANDLE Renk / Colour: Siyah Black</p>
<p>07.13.07 RESCARA KOL BAĞLANTI PARÇASI RESCARA CONNECTION PART FOR HANDLE Malzeme / Material: Zamak Zamak</p> <p>07.05.28, 07.05.29 Kol için / For Handle 07.05.28, 07.05.29</p>	<p>07.05.30 RESCARA GLOBAL SÖKÜLEBİLİR KOL GÖVDESİ (ÇİFT DİLLİ) RESCARA GLOBAL REMOVABLE HANDLE BODY (DOUBLE RAIL) Renk / Colour: Siyah-Beyaz-Gri Black-White-Grey</p> <p>EN 1670</p>
<p>07.05.28 RESCARA GLOBAL PENCERE KOLU (TEK DİLLİ) RESCARA GLOBAL HANDLE FOR WINDOWS (SINGLE RAIL) Renk / Colour: Siyah-Beyaz-Gri Black-White-Grey</p> <p>EN 1670</p>	<p>07.05.31 RESCARA SÖKÜLEBİLİR KOL RESCARA REMOVABLE HANDLE Renk / Colour: Siyah Black</p> <p>EN 1670</p>
<p>07.05.32 RESCARA GLOBAL PENCERE KOLU (ÇİFT DİLLİ) RESCARA GLOBAL HANDLE FOR WINDOWS (DOUBLE RAIL) Renk / Colour: Siyah-Beyaz-Gri Black-White-Grey</p> <p>EN 1670, 13126-8</p>	<p>07.13.08 RESCARA KOL BAĞLANTI PARÇASI RESCARA CONNECTION PART FOR HANDLE Renk / Colour: Siyah / Black Malzeme / Material: PVC</p> <p>07.05.30, 07.05.32 Kol için / For Handle 07.05.30, 07.05.32</p>

01

02

03

04

05

06

07

08

09

10

11

12

İSPANYOLET KİLİTLEME PARÇALARI / LOCKING KITS

01



07.13.03

PİM
LOCK PIN

Malzeme / Material: Zamak
Zamak



07.13.06

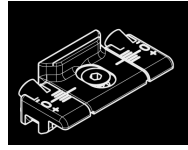
GIESSE PİM
GIESSE ADJUSTABLE LOCKING PAWL

Malzeme / Material: Zamak
Zamak

02

03

04



07.09.07

GIESSE AYARLI PİM KARŞILIĞI
GIESSE ADJUSTABLE SINGLE STRIKER

Malzeme / Material: Zamak
Zamak



07.09.08

GIESSE ARKA KİLİTLEME
GIESSE BURGLAR BOLT

Malzeme / Material: Zamak
Zamak

05

06



18.07.02

GIESSE PASİF KANATSÜRGÜ SETİ
GIESSE BOLT FOR PASSIVE LEAF

Malzeme / Material: Zamak ve Polyamid
Zamak and Polyamide



07.09.11

RESCARA SABİT KARŞILIK
RESCARA FIXED STRIKER

Malzeme / Material: Zamak
Zamak

07

08



07.09.12

RESCARA AYARLIK KARŞILIK
RESCARA ADJUSTABLE STRIKER

Malzeme / Material: Zamak
Zamak



07.09.13

RESCARA ARKA KİLİTLEME
RESCARA BURGLAR BOLT

Malzeme / Material: Zamak
Zamak

09

10



07.21.02

GIESSE KÖŞE DÖNME
GIESSE CORNER DRIVE

Malzeme / Material: Zamak
Zamak



07.21.03

RESCARA KÖŞE DÖNME
RESCARA CORNER DRIVE

Malzeme / Material: Zamak
Zamak

11

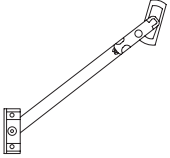
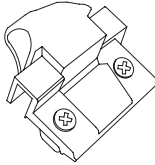




12

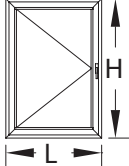









07.06.78

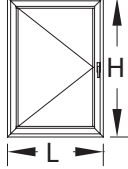







RESCARA MICROVENTİLASYON
RESCARA MICROVENTILATION

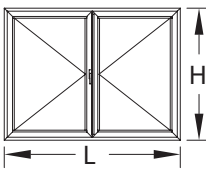





Malzeme / Material: Zamak
Zamak

 <p>07.07.02 VASİSTAS MAKAS ARM FOR BOTTOM-HUNG WINDOWS Renk / Colour: Siyah-Beyaz-Gri Black-White-Grey</p>	 <p>07.08.01 RESCARA VASİSTAS MANDAL RESCARA DEVICE FOR CLOSING BOTTOM-HUNG WINDOWS Renk / Colour: Siyah-Beyaz-Gri Black-White-Grey</p>
 <p>07.07.08 SINIRLAYICI MAKAS LIMITER Malzeme / Material: Gümüş / Paslanmaz Çelik Silver / Stainless Steel</p>	 <p>07.07.09 GIESSE VASİSTAS MAKAS GIESSE ARM FOR BOTTOM-HUNG WINDOWS Renk / Colour: Siyah-Beyaz-Gri Black-White-Grey</p>
 <p>07.07.11 GIESSE VASİSTAS PENCERE SETİ GIESSE BOTTOM HUNG WINDOW SET Kol ve menteşe sete dahil değildir. Handle and hinge is not included in the set.</p>	 <p>11.02.34 RESCARA KANAT DESTEK TAKOZU RESCARA VENT SUPPORT PIECE Renk / Colour: Siyah / Black Malzeme / Material: PVC</p>

ÇİFT DİLLİ KOL VE KİLİTLEME SETİ SEÇİM TABLOSU DOUBLE RAILED HANDLE AND LOCKING KIT TABLE			TEMEL SET MAIN SET	İLAVE ÜRÜNLER Additional PRODUCTS	
KOD CODE	AÇIKLAMA DESCRIPTION	ÜRÜN RESMİ PRODUCT IMAGE	H<1200mm L<1000mm	1200mm < H < 2700 mm	1000mm < L < 1400 mm
07.05.25	GIESSE ÇİFT DİLLİ KOL GIESSE DOUBLE RAIL HANDLE		1		
07.25.01	GIESSE KOL BAĞLANTISI GIESSE ROD CONNECTION PIECES		1		
07.13.06	GIESSE AYARLI PİM GIESSE ADJUSTABLE LOCKING PAWL		2	2	2
07.09.11	RESCARA SABİT KARŞILIK RESCARA FIXED STRIKER		2	2	2
07.09.07	GIESSE AYARLI PİM KARŞILIĞI GIESSE ADJUSTABLE SINGLE STRIKER				2
07.21.02	GIESSE KÖŞE DÖNME GIESSE CORNER DRIVE				2
11.02.34	RESCARA KANAT DESTEK TAKOZU RESCARA VENT SUPPORT PIECE		1		

*** Giesse kol ve kilitleme aksesuarları 25 I 07 tij profili ile kullanılmalıdır.
Giesse handle and locking accessories should be used with 25 I 07 rod profile.

TEK DİLLİ KOL VE KİLİTLEME SETİ SEÇİM TABLOSU SINGLE RAILED HANDLE AND LOCKING KIT TABLE			TEMELE SET MAIN SET	İLAVE ÜRÜNLER ADDITIONAL PRODUCTS	
KOD CODE	AÇIKLAMA DESCRIPTION	ÜRÜN RESMİ PRODUCT IMAGE	H<1200mm L<1000mm	1200mm < H < 2700 mm	1000mm < L < 1400 mm
07.05.28 07.05.29	RESCARA TEK DİLLİ KOL RESCARA SINGLE RAIL HANDLE		1		
07.13.07	RESCARA KOL BAĞLANTI PARÇASI RESCARA CONNECTION PART FOR HANDLE		1		
07.13.06	GIESSE AYARLI PİM GIESSE ADJUSTABLE LOCKING PAWL		2	2	2
07.09.11	RESCARA SABİT KARŞILIK RESCARA FIXED STRIKER		2	2	2
07.09.12	RESCARA AYARLI KARŞILIK RESCARA ADJUSTABLE STRIKER				2
07.21.03	RESCARA KÖŞE DÖNME RESCARA CORNER DRIVE				2
11.02.34	RESCARA KANAT DESTEK TAKOZU RESCARA VENT SUPPORT PIECE		1		

ÇİFT/TEK AÇILIM PASİF KANAT AKSESUAR SEÇİM TABLOSU SECONDARY SASH LOCKING KIT TABLE			TEMELE SET MAIN SET	İLAVE ÜRÜNLER ADDITIONAL PRODUCTS	
KOD CODE	AÇIKLAMA DESCRIPTION	ÜRÜN RESMİ PRODUCT IMAGE	H<1200mm L<1000mm	1200mm < H < 2700 mm	1000mm < L < 1400 mm
18.07.01	GIESSE SÜRGÜ SETİ GIESSE BOLT FOR LEAF		1		
18.06.01	GIESSE KARŞILIK GIESSE STRIKER		2		
07.21.02	GIESSE KÖŞE DÖNME PARÇASI GIESSE CORNER DRIVE				2
07.09.07	GIESSE AYARLI PİM KARŞILIĞI GIESSE ADJUSTABLE SINGLE STRIKER				2
07.09.08	GIESSE ARKA KİLİTLEME GIESSE BURGLAR BOLT			1	

*** Giesse kol ve kilitleme aksesuarları 25 I 07 tij profili ile kullanılmalıdır.
Giesse handle and locking accessories should be used with 25 I 07 rod profile.

KAPI KOLLARI / DOOR HANDLES



07.14.06

GIESSE KAPI KOLU
GIESSE DOOR HANDLE

Renk / Colour: Siyah-Beyaz-Gri
Black-White-Grey



07.14.07

RESCARA GLOBAL KAPI KOLU
RESCARA GLOBAL DOOR HANDLE

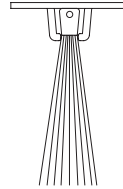
Renk / Colour: Siyah-Beyaz-Gri
Black-White-Grey



07.14.08

RESCARA MULETA KAPI KOLU
RESCARA GLOBAL DOOR HANDLE

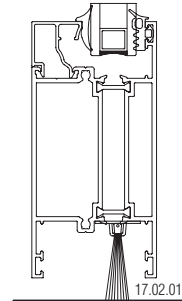
Renk / Colour: Siyah-Beyaz-Gri
Black-White-Grey



17.02.01

KAPI ALTI FIRÇASI
BRUSH FOR DOORS

Malzeme / Material: Polipropilen
Polypropylene



Ölçek/Scale: 1/3

01

02

03

04

05

06

07

08

09

10

11

12

KAPI KOLLARI / DOOR HANDLES



07.17.19

AKBANK KAPI KOLU
DOOR HANDLE

Renk / Colour: Siyah-Beyaz-Gri-Eloksal
Black-White-Grey-Anodized

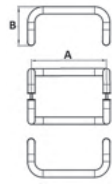
Ölçüler / Dimensions: H:200 cm



07.13.10

AKBANK KOL APARATI
DOOR HANDLE

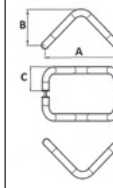
Renk / Colour: Siyah-Beyaz-Gri-Eloksal
Black-White-Grey-Anodized



KIVRIK KOL
DOOR HANDLE

Renk / Colour: Siyah-Beyaz-Eloksal
Black-White-Anodized

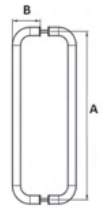
KOD CODE	Ø (mm)	A (mm)	B (mm)
07.17.10	25	200	130
07.17.11	25	300	130
07.17.02	25	400	130
07.17.27	25	500	160



V KOL
DOOR HANDLE

Renk / Colour: Siyah-Beyaz-Eloksal
Black-White-Anodized

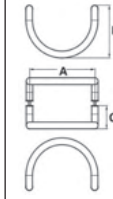
KOD CODE	Ø (mm)	A (mm)	B (mm)	C (mm)
07.17.06	25	200	130	80
07.17.29	25	250	130	80
07.17.30	25	300	130	80
07.17.31	30	400	160	100



U KOL
DOOR HANDLE

Renk / Colour: Siyah-Beyaz-Eloksal
Black-White-Anodized

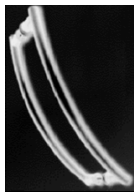
KOD CODE	Ø (mm)	A (mm)	B (mm)
07.17.08	25	200	80
07.17.35	25	300	80
07.17.36	30	400	100



YARIM AY KOL
DOOR HANDLE

Renk / Colour: Siyah-Beyaz-Eloksal
Black-White-Anodized

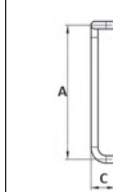
KOD CODE	Ø (mm)	A (mm)	B (mm)	C (mm)
07.17.32	25	200	130	80
07.17.20	25	300	130	80
07.17.33	30	350	160	100



YAY KOL
DOOR HANDLE

Renk / Colour: Siyah-Beyaz-Eloksal
Black-White-Anodized

KOD CODE	Ø (mm)	A (mm)	B (mm)
07.17.37	80	400	350
07.17.22	80	500	450
07.17.38	80	600	550
07.17.39	80	700	650
07.17.40	80	800	750




BASTON KOL
DOOR HANDLE

Renk / Colour: Siyah-Beyaz-Eloksal
Black-White-Anodized

KOD CODE	Ø (mm)	A (mm)	B (mm)	C (mm)
07.17.23	25	900	180	80
07.17.34	25	1000	180	80

KAPI KİLİTLERİ / DOOR LOCKS




18.01.09

MAKARALI KİLİT
MORTISE LOCK (WITH ROLLER)



18.02.24

MAKARALI KİLİT KARŞILIĞI
STRIKER FOR ROLLER LOCK



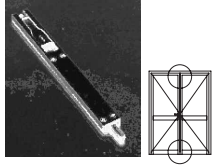
18.01.08

DİLLİ KİLİT
MORTISE LOCK



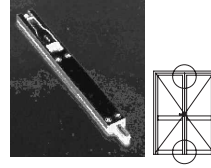
18.02.25

DİLLİ KİLİT KARŞILIĞI
STRIKER FOR MORTISE LOCK



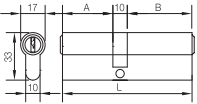
18.03.01

KAPI SÜRGÜSÜ (UZUN)
BOLT FOR DOORS (LONG)



18.03.06

KAPI SÜRGÜSÜ (KISA)
BOLT FOR DOORS (SHORT)



18.04.18

BAREL
CYLINDER

A	B	L
26	50	86

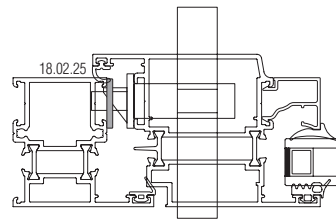
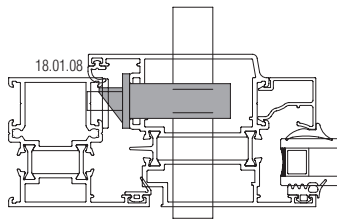
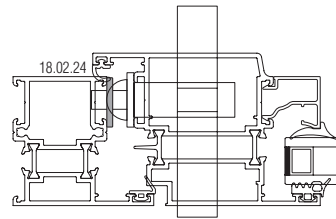
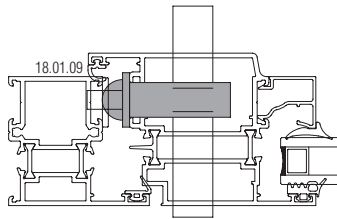
Malzeme / Material: Krom-Nikel
Chrome-Nickel



18.05.02

BAREL AYNASI
CYLINDER COVER

Renk / Colour: Siyah-Beyaz-Gri
Black-White-Grey



Ölçek/Scale: 1/3

01

02

03

04

05

06

07

08

09

10

11

12