

**MİMARİ KATALOG**  
ARCHITECTURAL CATALOGUE

Alüminyum Kapı Pencere ve Giydirme Cephe Sistemleri  
Aluminium Window Doors and Facade Systems

**RESCARA**



**RS58**

11

12

13

14

15

16

17

18

19

20



### TEKNİK ÖZELLİKLER / TECHNICAL PROPERTIES

KASA DERİNLİĞİ / FRAME DEPTH	min 58 mm-max 105 mm
KANAT DERİNLİĞİ / VENT DEPTH	min 39,6 mm-max 81,2 mm
PROFİL ET KALINLIĞI / PROFILE WALL THICKNESS	1,5/1,8 mm
MAX. CAM KALINLIĞI / MAX. GLASS THICKNESS	24 mm

### UYGULAMA SEÇENEKLERİ / APPLICATION OPTIONS

	PENCERE WINDOW	KAPI DOOR
NORMAL SÜRME / SLIDING	•	•
90° KANAT BİRLEŞİMİ / VENT COMBINATION OF 90°	•	•
45° KANAT BİRLEŞİMİ / VENT COMBINATION OF 45°	•	•
CAM ÇİTALİ KANAT / VENT WITH GLAZING BEAD	•	•
CAM ÇİTASIZ KANAT / VENT WITHOUT GLAZING BEAD	•	•
SABİTLE BİRLEŞİM / COMBINATION WITH FIXED PART	•	•
3 RAYLI KASA / THREE RAILED FRAME	•	•
SİNEKLİK UYGULAMASI / INSECT SCREEN APPLICATION	•	•

# MİMARİ KATALOG ARCHITECTURAL CATALOGUE

Alüminyum Kapı Pencere ve Giydirme Cephe Sistemleri  
Aluminium Window Doors and Facade Systems



Rescara Sistem Detayları  
Rescara System Details

# RS58

PROFİLLER

PROFILES

11

12

13

14

15

16

17

18

19

20

KASA PROFİLLERİ  
FRAME PROFILES

# RS58

KOD / CODE	AĞIRLIK (kg/m) / WEIGHT	Jxx cm <sup>4</sup>	Jyy cm <sup>4</sup>	L m	
S58 F 01	1,167	19,950	9,850	6	
S58 F 09	1,197	20,470	9,850	6	
S58 F 10	1,339	30,150	10,580	6	
S58 F 15	1,497	----	----	6	

11

12

13

14

15

16

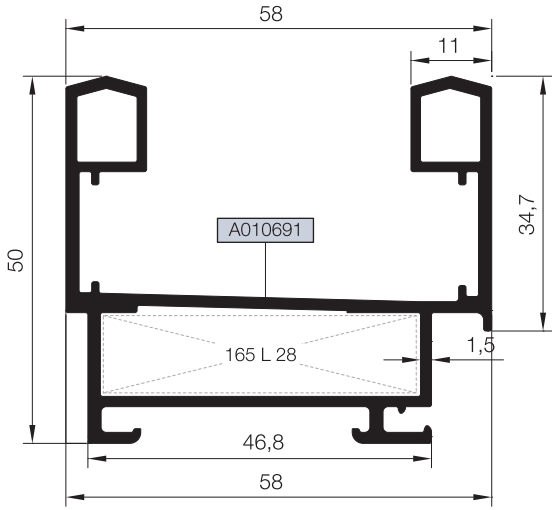
17

18

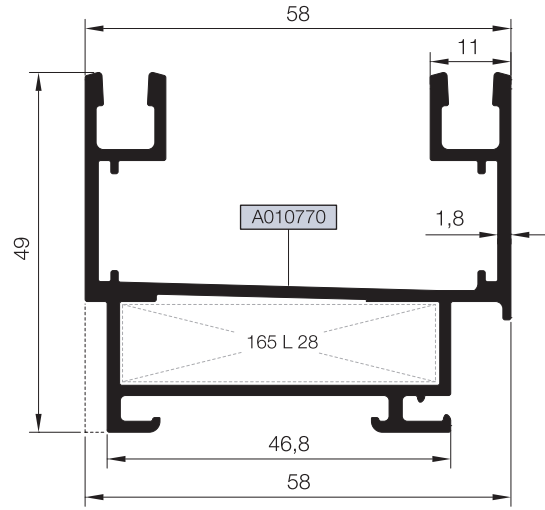
19

20

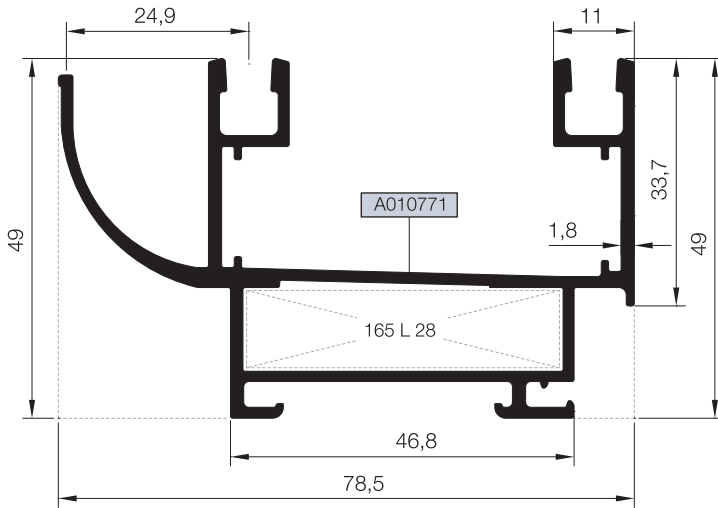
S58 F 01



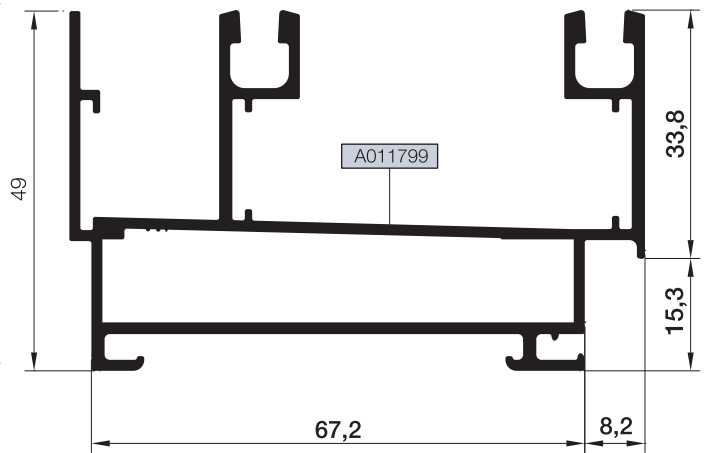
S58 F 09



S58 F 10



S58 F 15

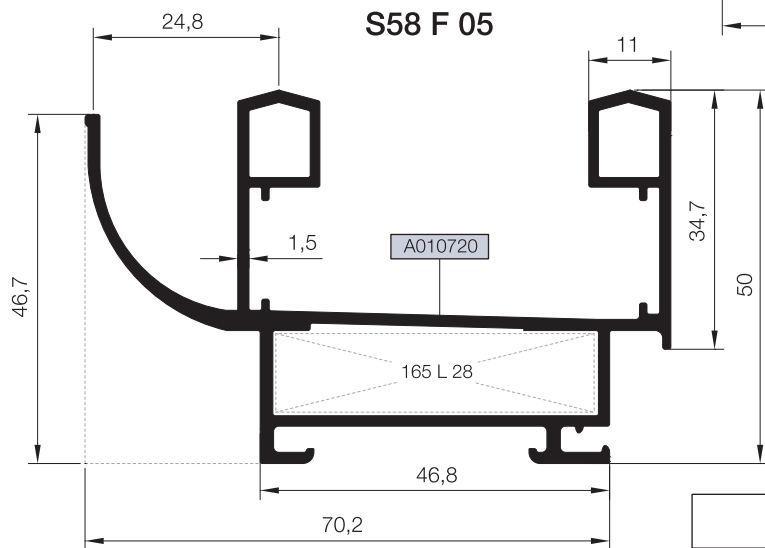
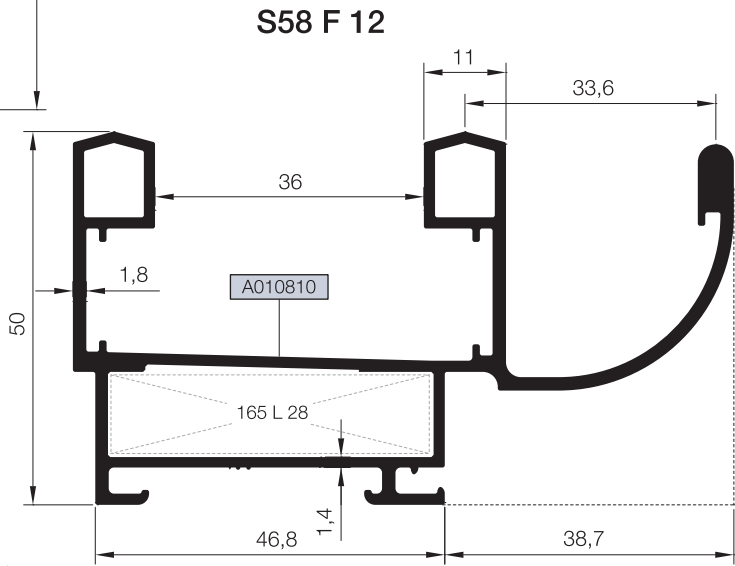
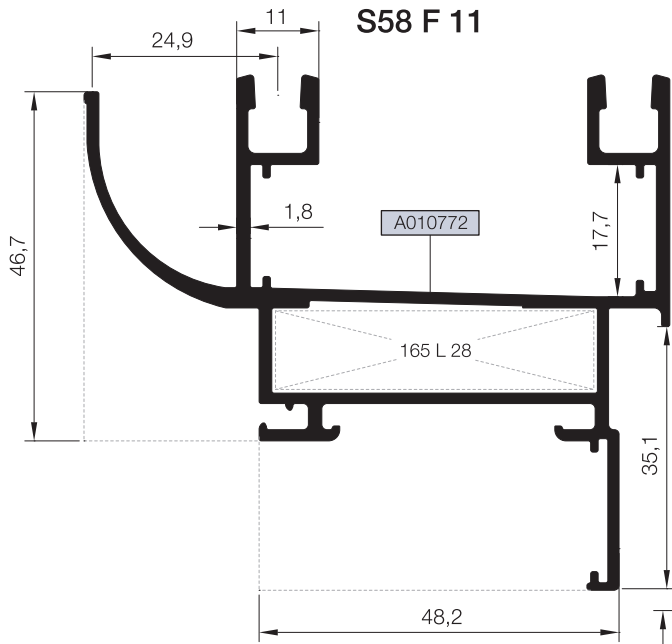




Nr		L m	KESİM ÖLÇÜSÜ CUTTING SIZE	AKS, KODU ACS. CODE
S58 F 01	A010691	25 L 28 (A010542)		
S58 F 09	A010770	25 L 28 (A010542)	43,3 mm	165 L 28
S58 F 10	A010771	25 L 28 (A010542)		
S58 F 15	A011799	25 L 28 (A010542)	63,8 mm	326 L 28

KASA PROFİLLERİ  
FRAME PROFILES

# RS58

KOD / CODE	AĞIRLIK (kg/m) / WEIGHT	Jxx cm4	Jyy cm4	L m	
S58 F 11	1,440	21,410	13,570	6	
S58 F 05	1,347	28,790	10,510	6	
S58 F 12	1,510	46,530	12,040	6	



Nr		 L m	KESİM ÖLÇÜSÜ CUTTING SIZE	 AKS. KODU ACS. CODE
S58 F 11	A010772	25 L 28 (A010542)	43,3 mm	165 L 28
S58 F 05	A010720	25 L 28 (A010542)		
S58 F 12	A010810	25 L 28 (A010542)		

11

12

13

14

15

16

17

18

19

20

KASA PROFİLLERİ  
FRAME PROFILES

# RS58

KOD / CODE	AĞIRLIK (kg/m) / WEIGHT	Jxx cm4	Jyy cm4	L m	
S58 F 07	1,843	61,220	14,670	6	
S58 F 03	2,041	85,700	15,750	6	
S58 F 13	2,052	78,040	27,810	6	

11

12

13

14

15

16

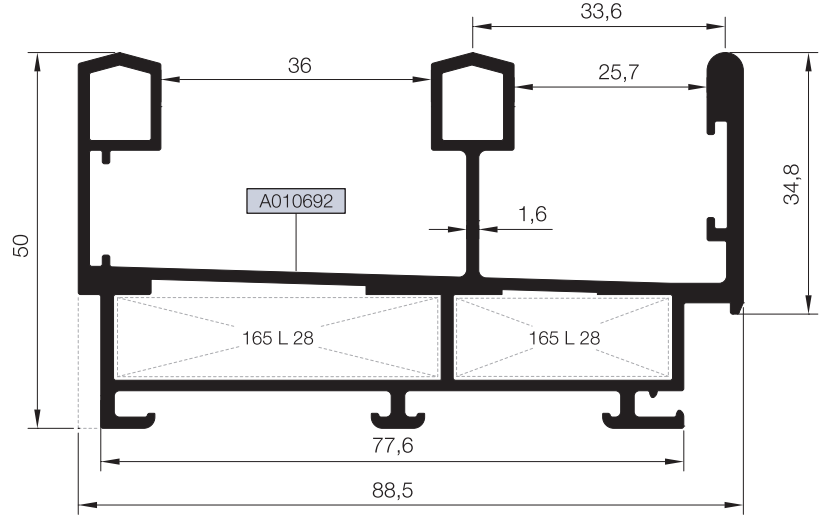
17

18

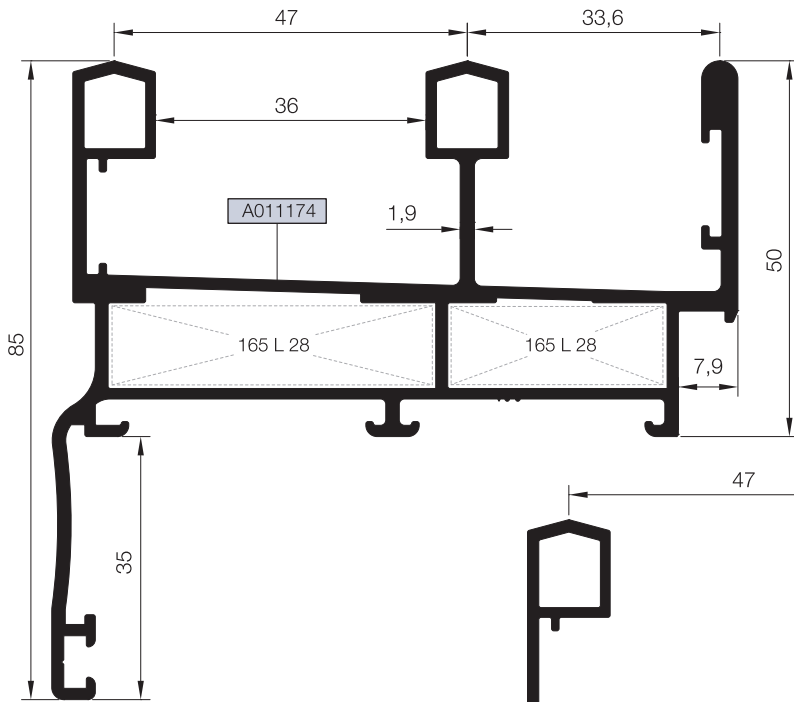
19

20

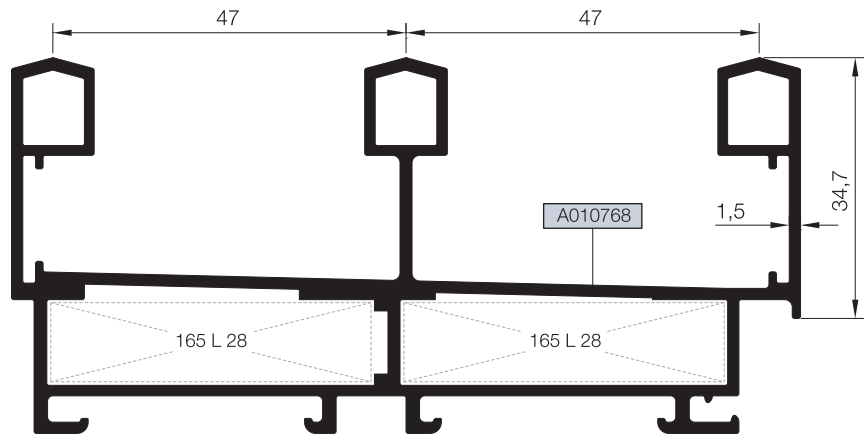
S58 F 07



S58 F 13



S58 F 03



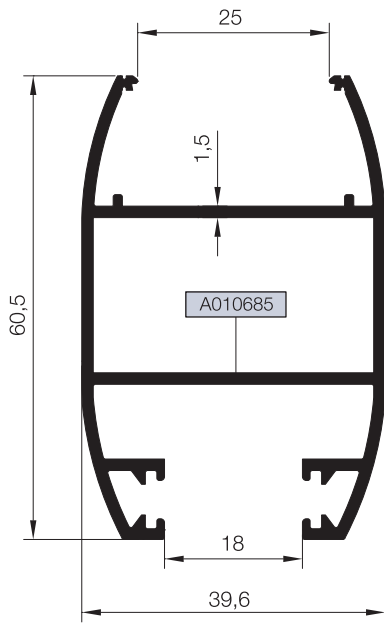
Nr		L m	KESİM ÖLÇÜSÜ CUTTING SIZE	AKS. KODU ACS. CODE
S58 F 03	A010768	25 L 28 (A010542)	43,3 mm	165 L 28
S58 F 07	A010692	25 L 28 (A010542)	43,3 mm	165 L 28
		25 L 28 (A010542)	28,9 mm	166 L 28
S58 F 13	A011174	25 L 28 (A010542)	43,3 mm	165 L 28
		25 L 28 (A010542)	28,9 mm	166 L 28

**KANAT PROFİLLERİ**  
**VENT PROFILES**

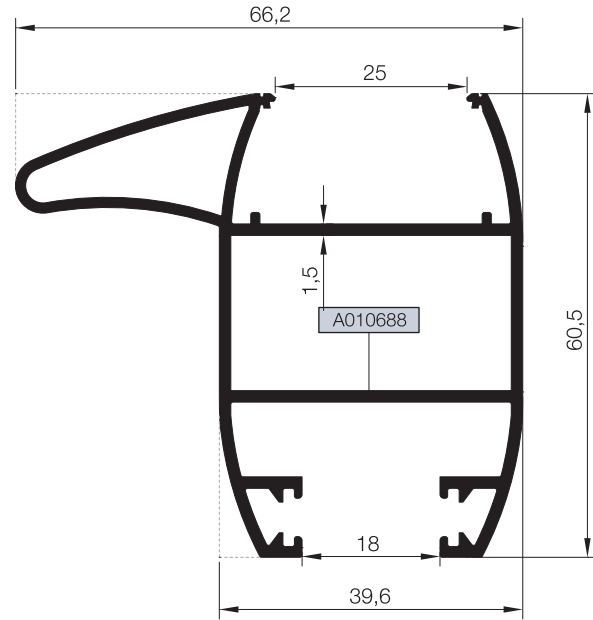
# RS58

KOD / CODE	AĞIRLIK (kg/m) / WEIGHT	Jxx cm <sup>4</sup>	Jyy cm <sup>4</sup>	L m	
S58 V 01	0,953	8,290	10,240	6	
S58 V 04	1,266	14,140	15,810	6	
S58 V 08	1,018	9,010	14,960	6	
S58 V 11	1,174	10,280	20,690	6	

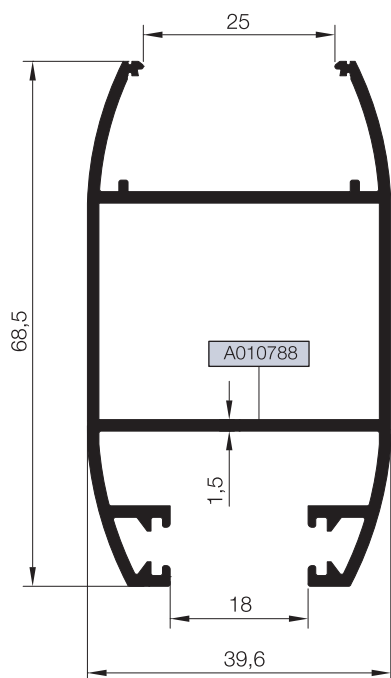
**S58 V 01**



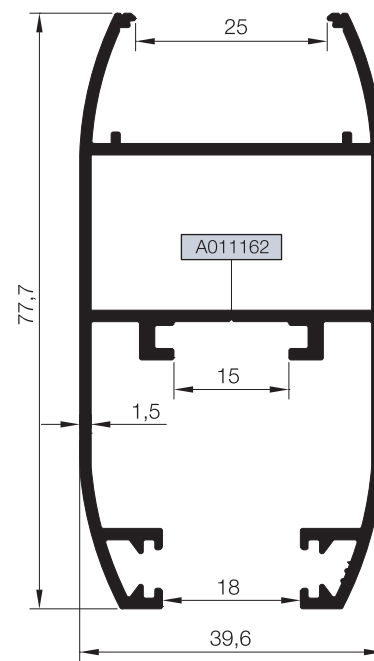
**S58 V 04**



**S58 V 08**



**S58 V 11**



11

12

13

14

15

16

17

18

19

20

KANAT PROFİLLERİ  
VENT PROFILES

# RS58

KOD / CODE	AĞIRLIK (kg/m) / WEIGHT	Jxx cm4	Jyy cm4	L m	
S58 V 02	0,780	4,040	7,640	6	
S58 V 03	1,229	5,370	24,667	6	
S58 V 09	1,097	4,632	18,460	6	
S58 V 10	1,140	6,190	25,780	6	

11

12

13

14

15

16

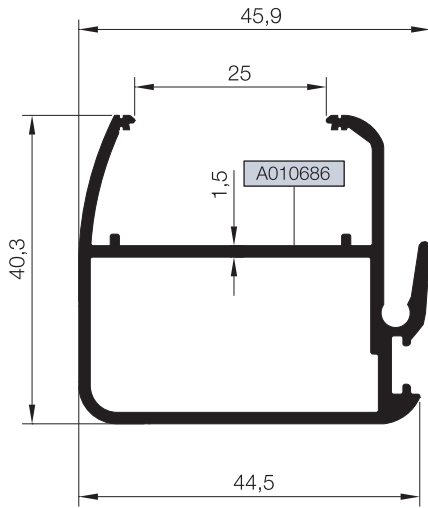
17

18

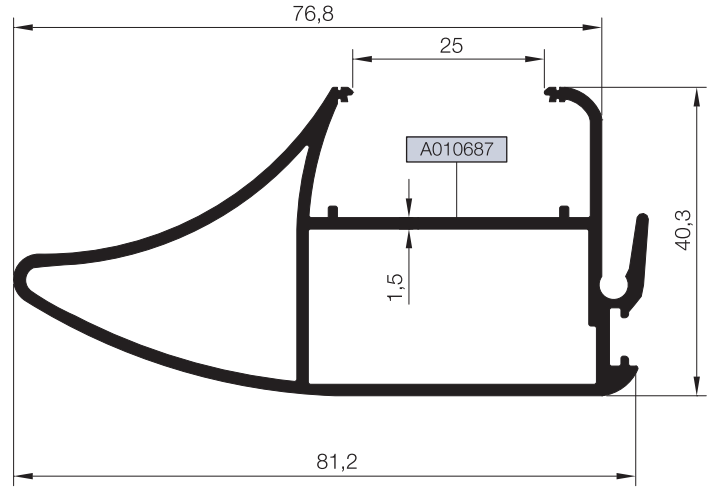
19

20

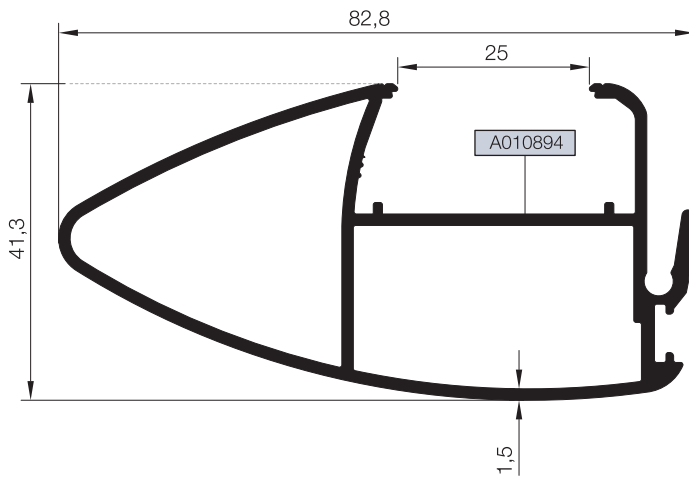
S58 V 02



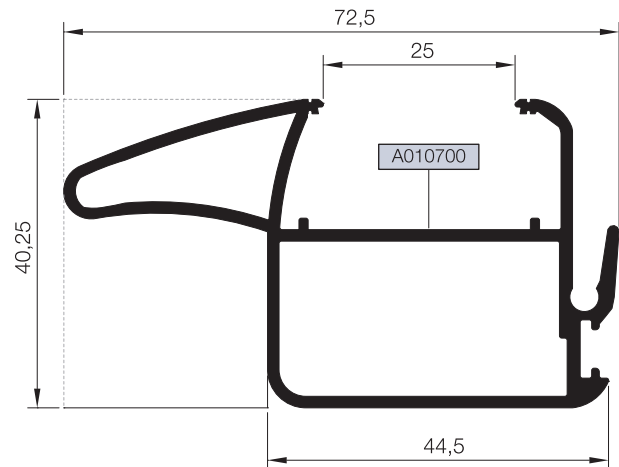
S58 V 03



S58 V 10



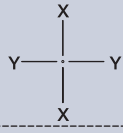
S58 V 09



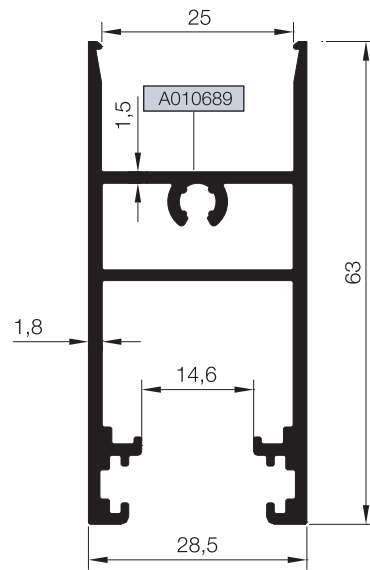


KANAT VE ORTA KAYIT PROFİLLERİ  
VENT AND MULLION PROFILES

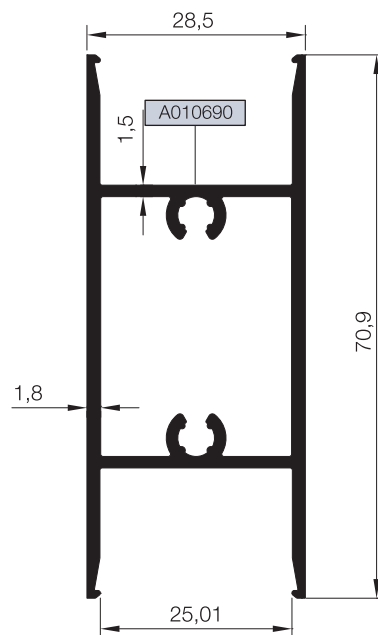
# RS58

KOD / CODE	AĞIRLIK (kg/m) / WEIGHT	Jxx cm4	Jyy cm4	L m	
S58 V 07	0,960	-----	-----	6	
S58 M 01	0,962	12,750	4,770	6	

**S58 V 07**



**S58 M 01**



11

12

13

14

15

16

17

18

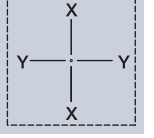
19

20

KANAT VE ORTA KAYIT PROFİLLERİ  
VENT AND MULLION PROFILES

# RS58

KOD / CODE	AĞIRLIK (kg/m) / WEIGHT	Jxx cm <sup>4</sup>	Jyy cm <sup>4</sup>	L m
S58 V 12	0,994	8,239	11,443	6
S58 A 10	0,539	3,168	2,663	6
25 G 36	0,121	----	----	6



11

12

13

14

15

16

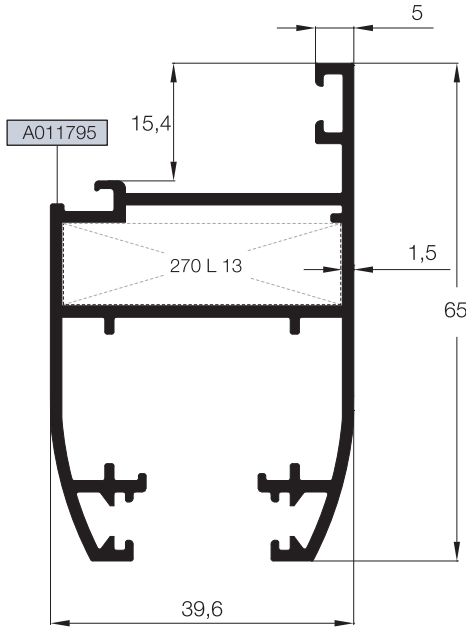
17

18

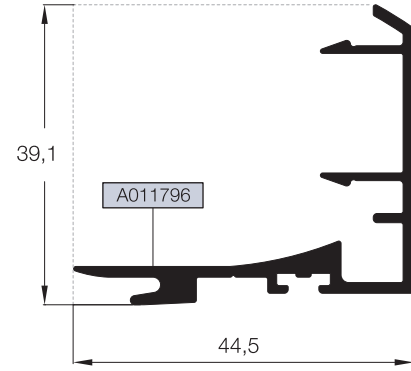
19

20

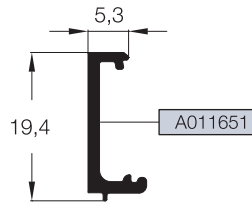
S58 V 12



S58 A 10



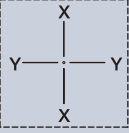
25 G 36



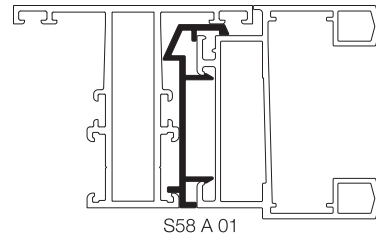
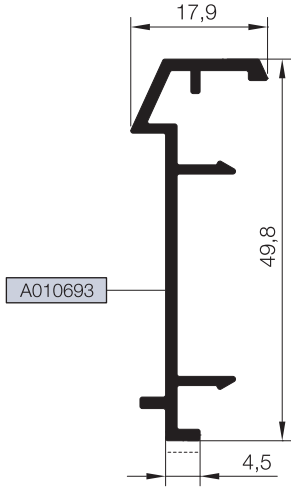
Nr	 L m	KESİM ÖLÇÜSÜ CUTTING SIZE	 AKS. KODU ACS. CODE	
S58 V 12	A011795	25 L 13 (A002058)	36,2 mm	270 L 13

ADAPTÖR PROFİLLERİ  
ADAPTER PROFILES

# RS58

KOD / CODE	AĞIRLIK (kg/m) / WEIGHT	Jxx cm <sup>4</sup>	Jyy cm <sup>4</sup>	L m	
S58 A 01	0,361	----	----	6	
S58 A 03	0,532	----	----	6	
S58 A 04	0,378	----	----	6	

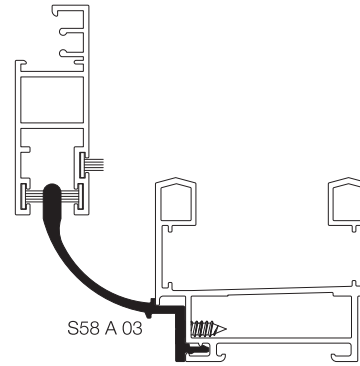
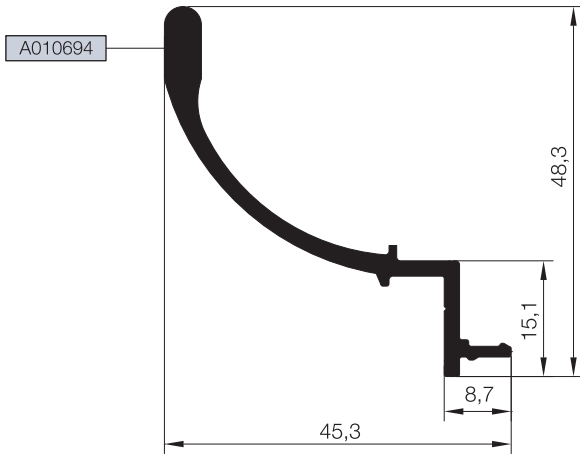
**S58 A 01**



S58 A 01

Ölçek/Scale: 1/2

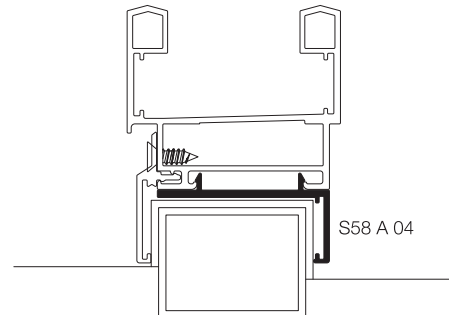
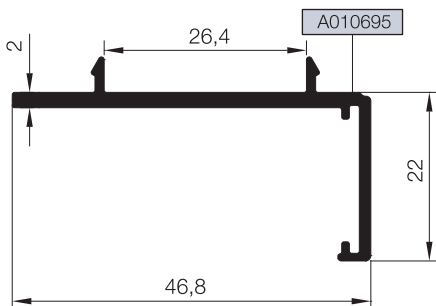
**S58 A 03**



S58 A 03

Ölçek/Scale: 1/2

**S58 A 04**



S58 A 04

Ölçek/Scale: 1/2

11

12

13

14

15

16

17

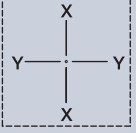
18

19

20

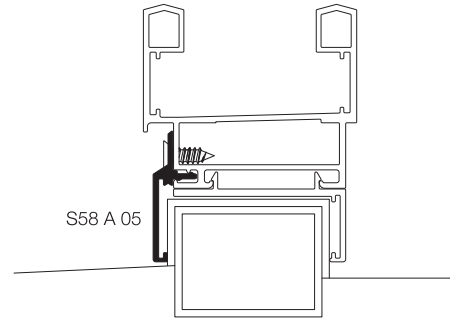
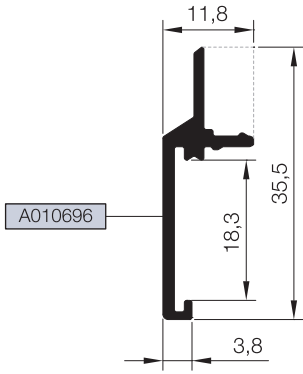
ADAPTÖR PROFİLLERİ  
ADAPTER PROFILES

# RS58

KOD / CODE	AĞIRLIK (kg/m) / WEIGHT	Jxx cm4	Jyy cm4	L m	
S58 A 05	0,215	----	----	6	
S58 A 06	0,364	----	----	6	
S58 A 07	0,370	----	----	6	

11

## S58 A 05



Ölçek/Scale: 1/2

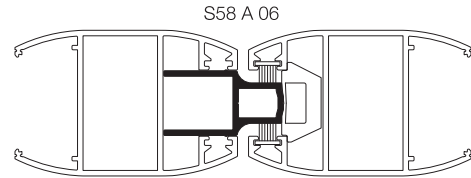
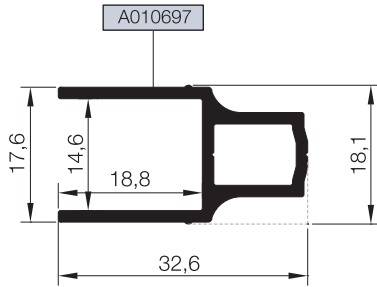
12

13

14

15

## S58 A 06



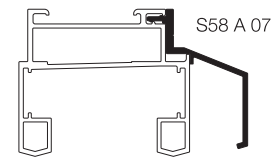
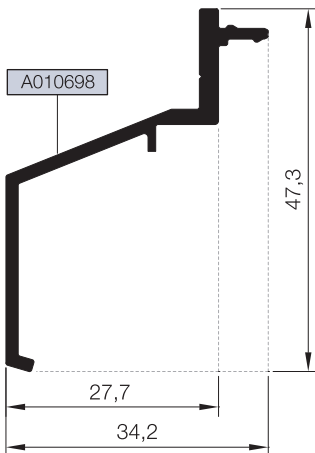
Ölçek/Scale: 1/2

16

17

18

## S58 A 07



Ölçek/Scale: 1/2

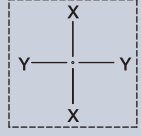
19

20

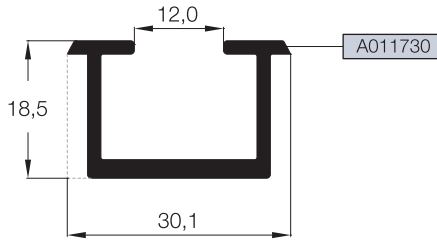
## ADAPTÖR PROFİLLERİ ADAPTER PROFILES

# RS58

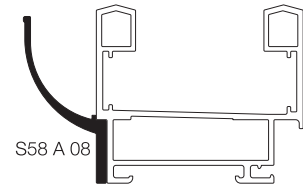
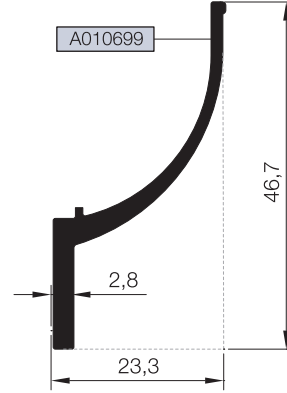
KOD / CODE	AĞIRLIK (kg/m) / WEIGHT	Jxx cm4	Jyy cm4	L m
S58 A 08	0,352	----	----	6
S58 A 11	0,389	----	----	6



S58 A 11



S58 A 08



Ölçek/Scale: 1/2

### TAKOZLAR (CLEATS)

PROFİL KODU (PROFILE CODE)	25 L 28	25 L 13
FABRİKA KODU (FACTORY CODE)	A010542	A002058
AĞIRLIK (WEIGHT)	3,689 kg/m	3,561 kg/m
ÇİZİM (DRAWING)		

KÖŞE TAKOZLARI (CORNER CLEATS)					
Nr		L m	KESİM ÖLÇÜSÜ CUTTING SIZE	AKS. KODU ACS. CODE	
S58 F 01	A010691	25 L 28 (A010542)	43,3 mm	165 L 28	
S58 F 03	A010768	25 L 28 (A010542)	43,3 mm	165 L 28	
S58 F 05	A010720	25 L 28 (A010542)	43,3 mm	165 L 28	
S58 F 07	A010692	25 L 28 (A010542)	43,3 mm	165 L 28	
			28,9 mm	166 L 28	
S58 F 09	A010770	25 L 28 (A010542)	43,3 mm	165 L 28	
S58 F 10	A010771	25 L 28 (A010542)	43,3 mm	165 L 28	
S58 F 11	A010772	25 L 28 (A010542)	43,3 mm	165 L 28	
S58 F 12	A010810	25 L 28 (A010542)	43,3 mm	165 L 28	
S58 F 13	A011174	25 L 28 (A010542)	43,3 mm	165 L 28	
			28,9 mm	166 L 28	
S58 V 12	A011795	25 L 13 (A002058)	36,2 mm	270 L 13	

### STOKTA BULUNAN SİSTEM PROFİLLERİNİN LİSTESİ (LIST OF SYSTEM PROFILES IN STOCK)

Nr	MIN. SİPARİŞ MİKTARI MIN. ORDER QUANTITY
S58 F 01	A010691 75 kg
S58 V 01	A010685 75 kg
S58 V 02	A010686 75 kg
S58 V 11	A011162 75 kg

\* STOKTA BULUNMAYAN TÜM PROFİLLER İÇİN MİNİMUM SİPARİŞ MİKTARI 300\*KG'DİR.  
MINIMUM ORDER QUANTITY FOR ALL THE PROFILES THAT ARE NOT IN STOCK IS 300 KG.



# MİMARİ KATALOG ARCHITECTURAL CATALOGUE

Alüminyum Kapı Pencere ve Giydirme Cephe Sistemleri  
Aluminium Window Doors and Facade Systems



Rescara Sistem Detayları  
Rescara System Details

# RS58

DETAYLAR

DETAILS

11

12

13

14

15

16

17

18

19

20

11

12

13

14

15

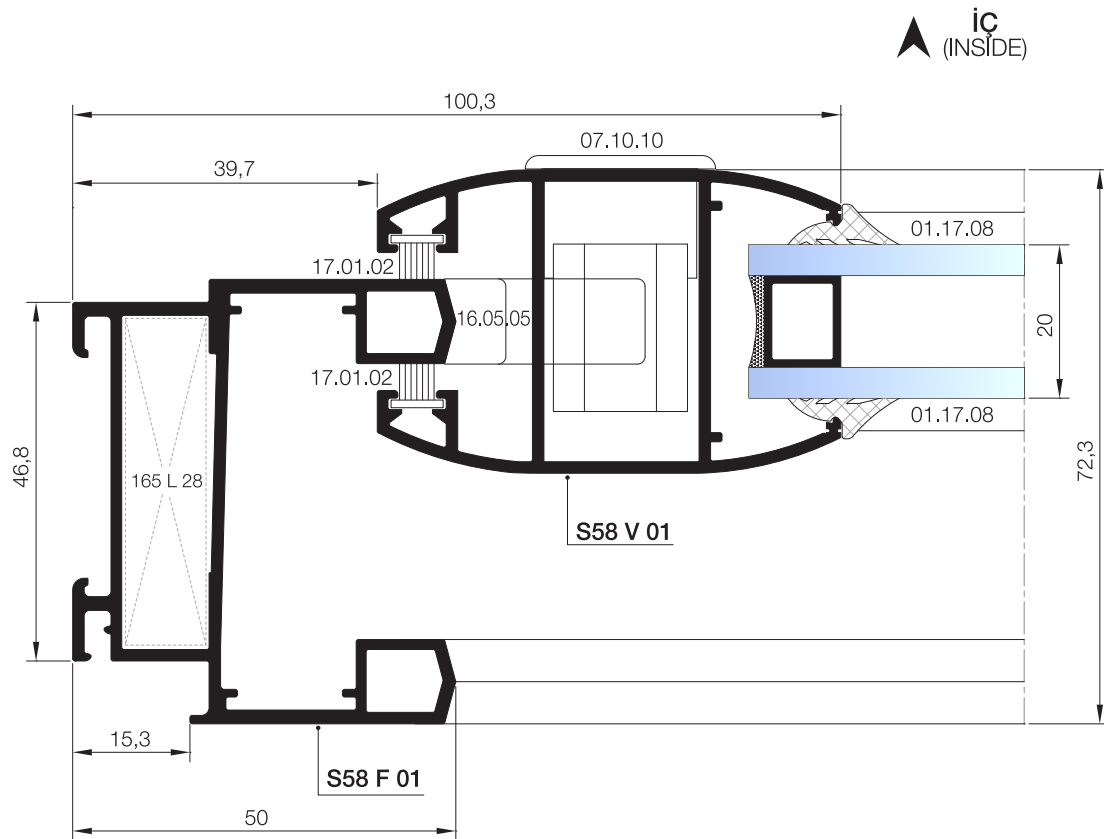
16

17

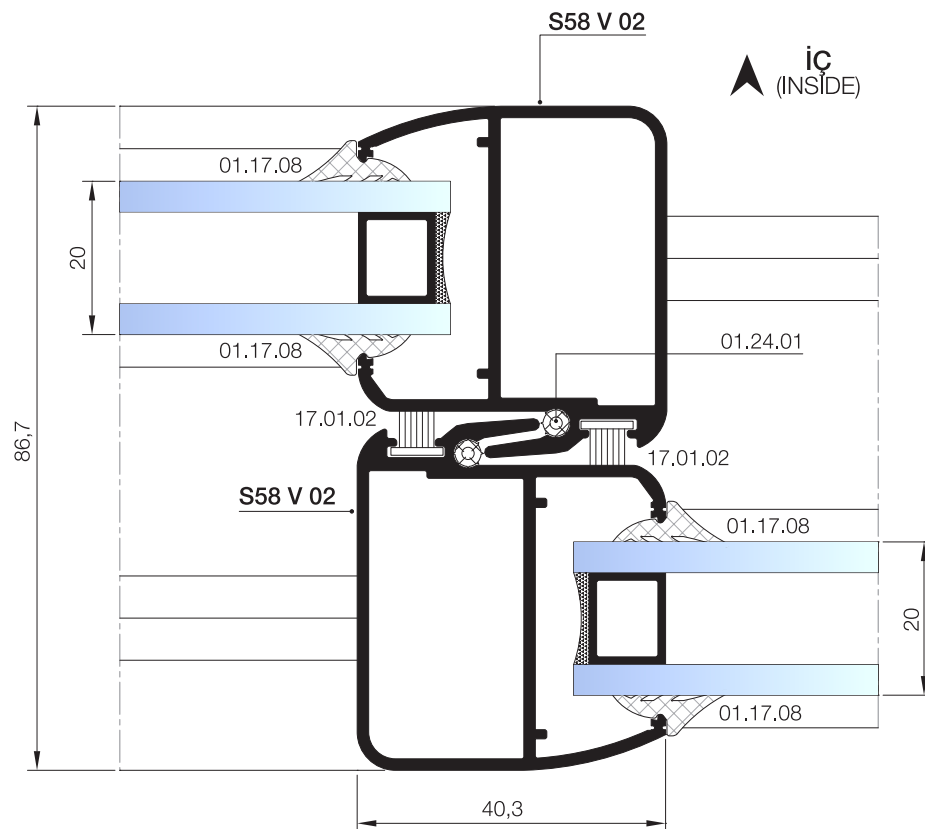
18

19

20

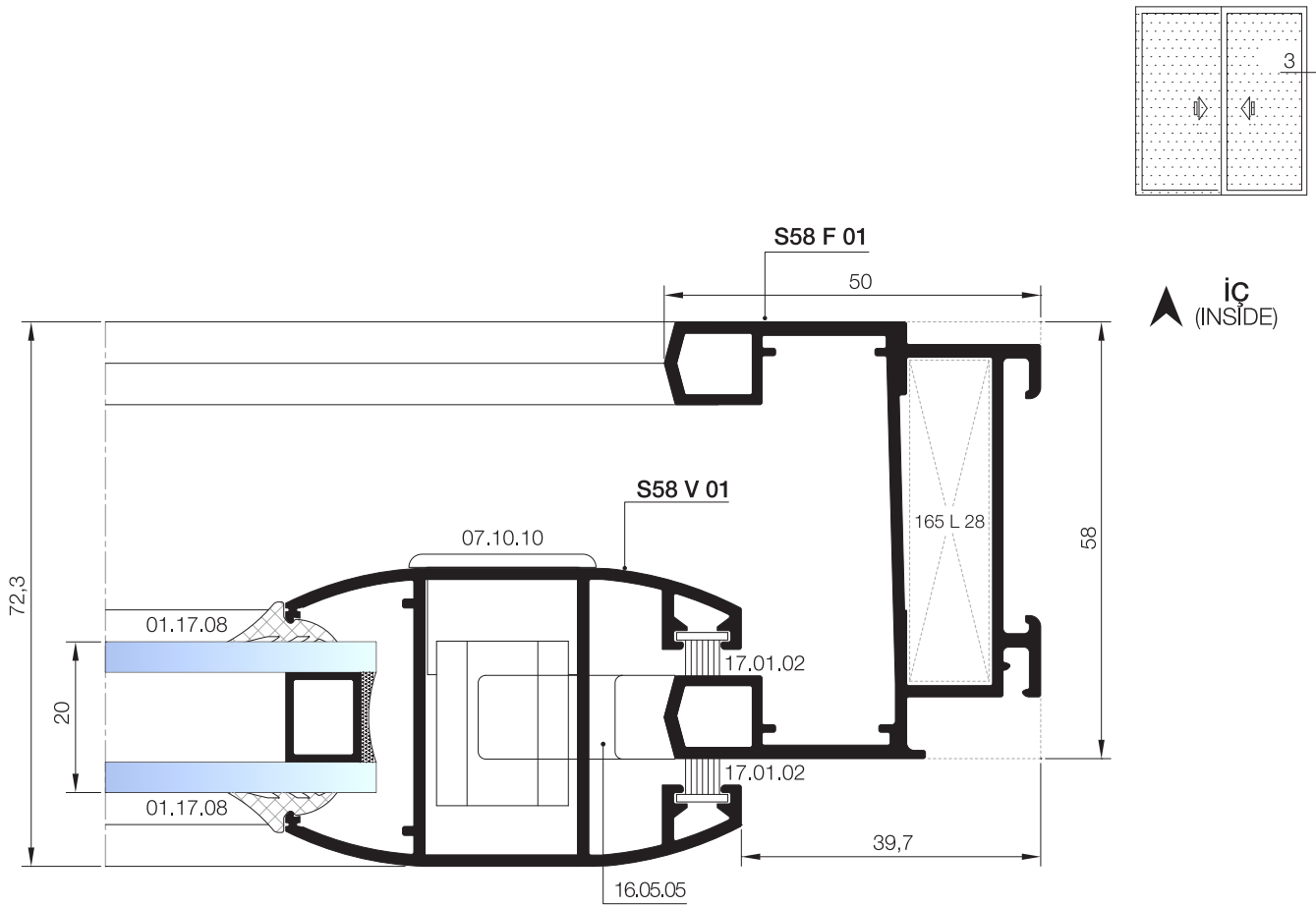


① DETAYI  
DETAIL

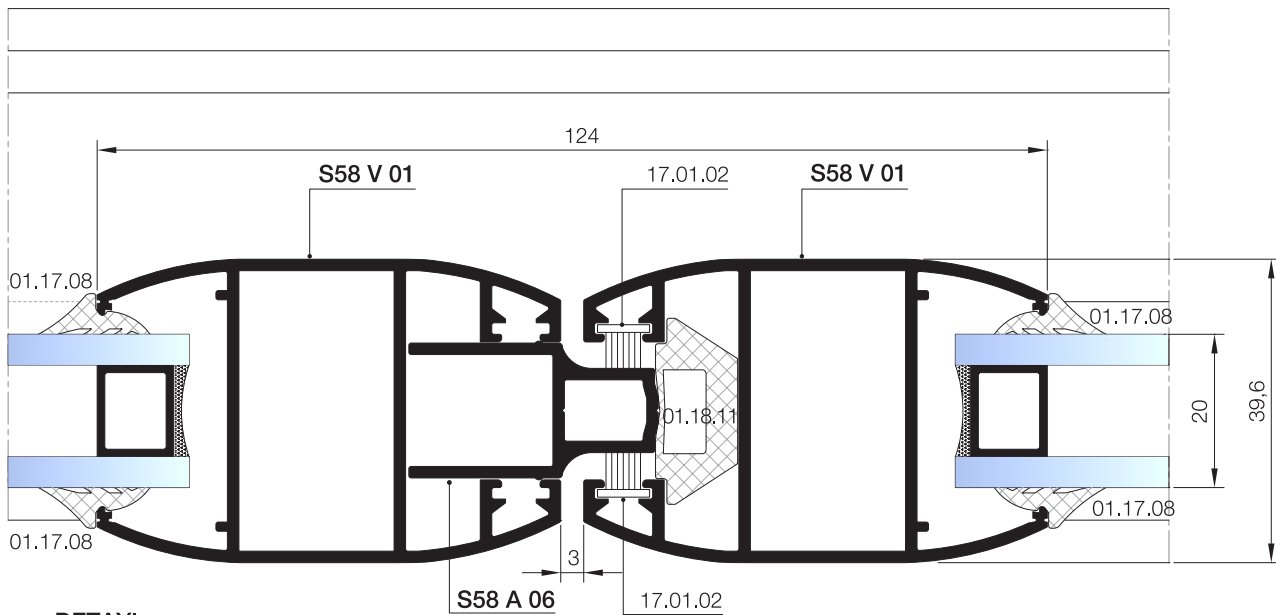
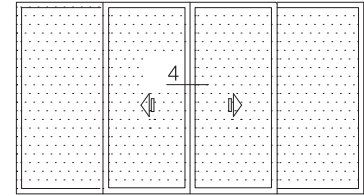


② DETAYI  
DETAIL





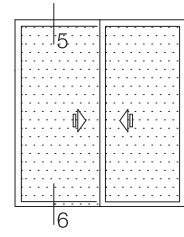
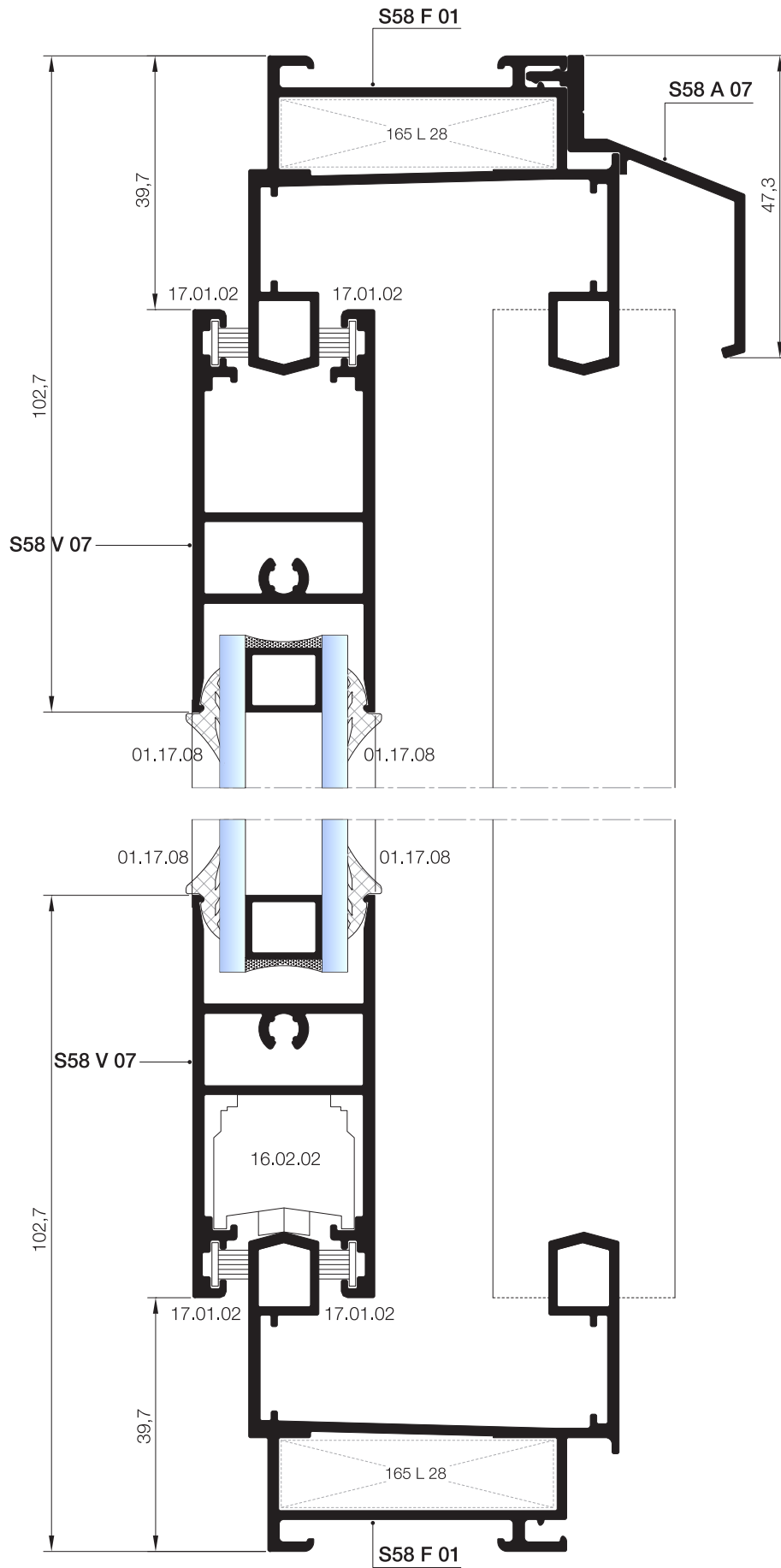
③ DETAYI  
DETAIL



④ DETAYI  
DETAIL

11
12
13
14
15
16
17
18
19
20

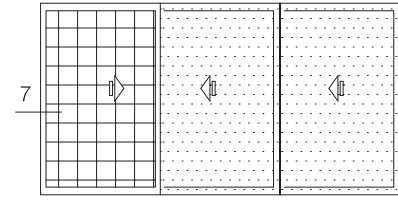
- 11
- 12
- 13
- 14
- 15
- 16
- 17
- 18
- 19
- 20



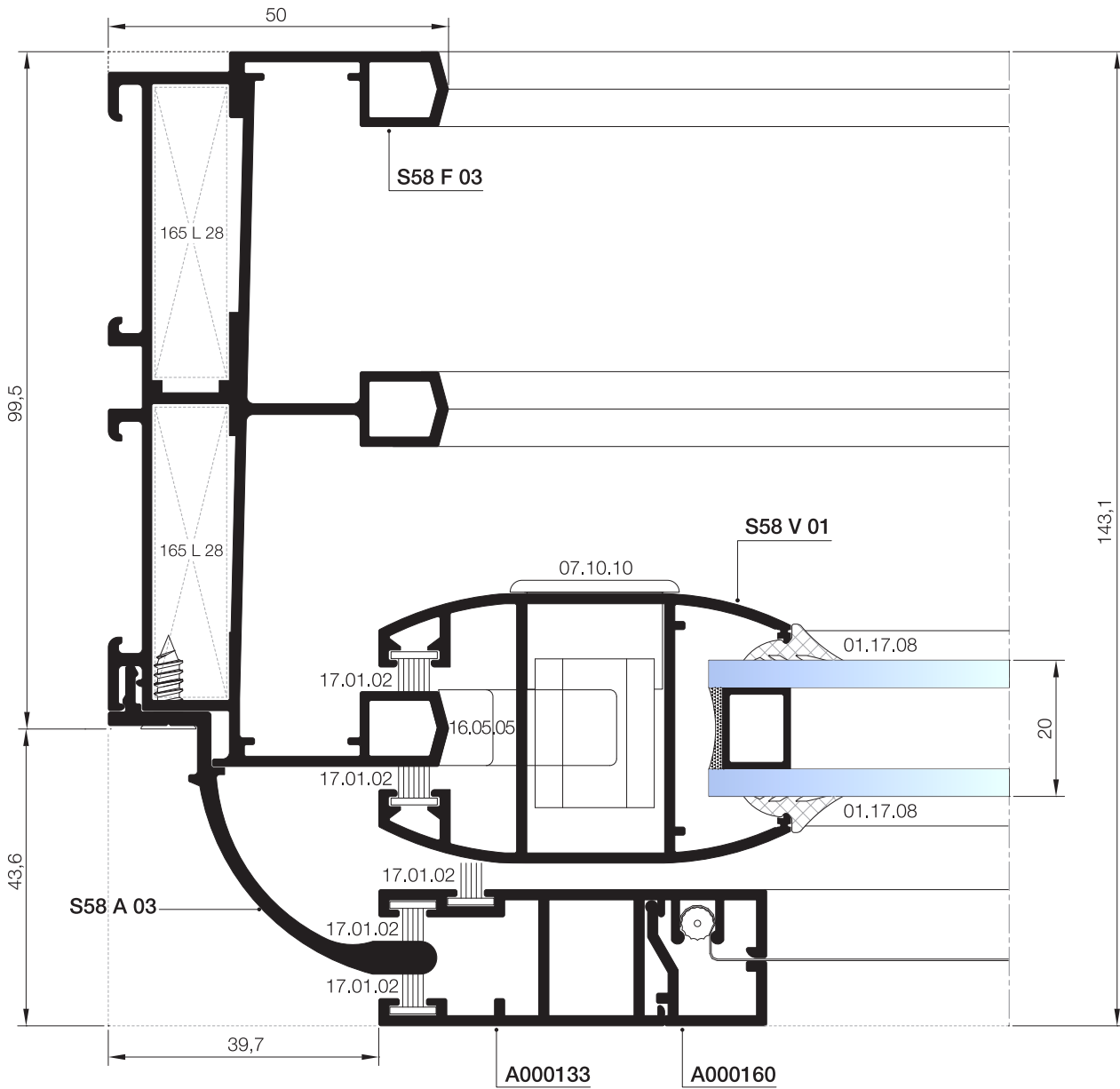
⑤ DETAYI  
DETAIL

⑥ DETAYI  
DETAIL

DIŞ  
(OUTSIDE) ➔



▲ ic  
(INSIDE)



11

12

13

14

15

16

17

18

19

20

7 DETAYI  
DETAIL

11

12

13

14

15

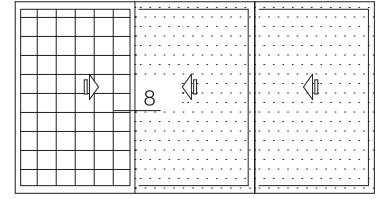
16

17

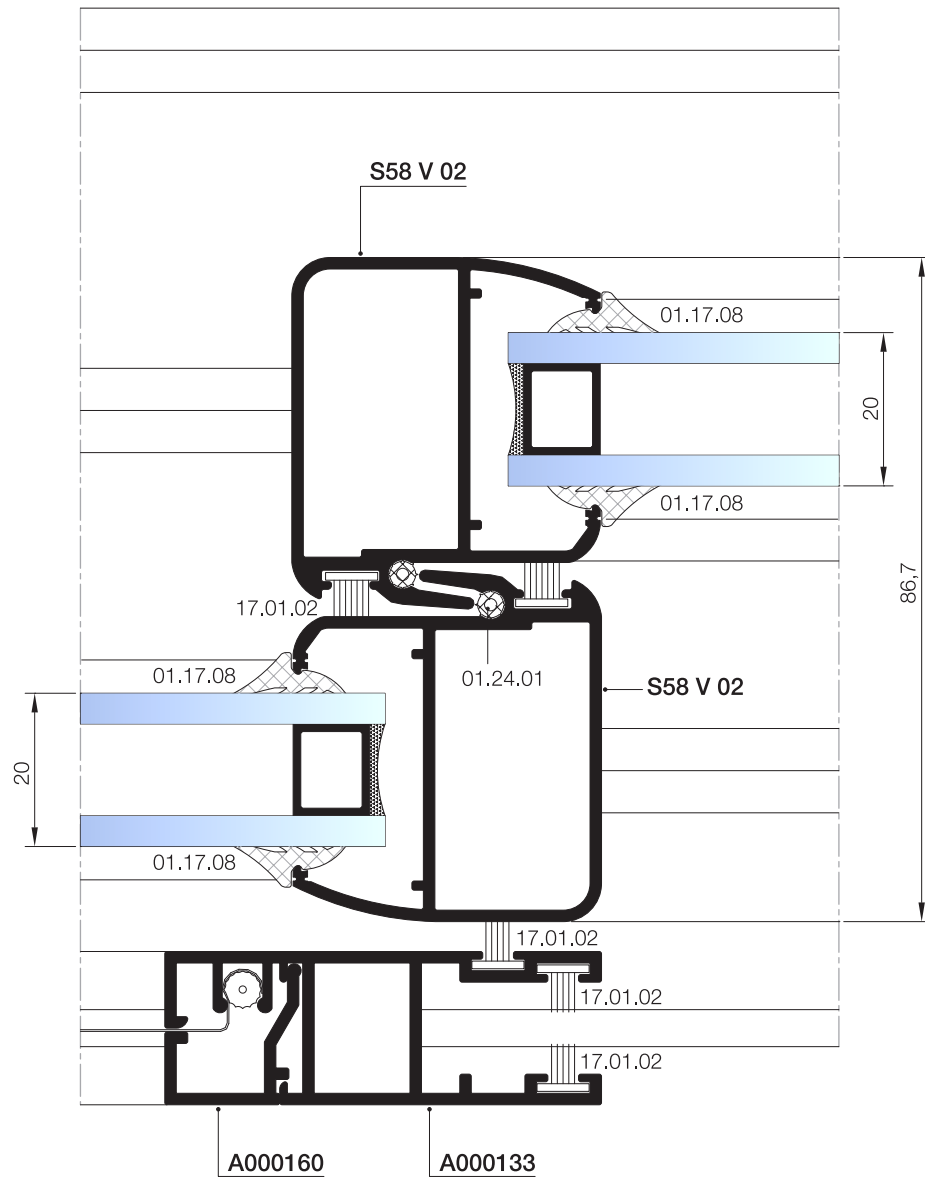
18

19

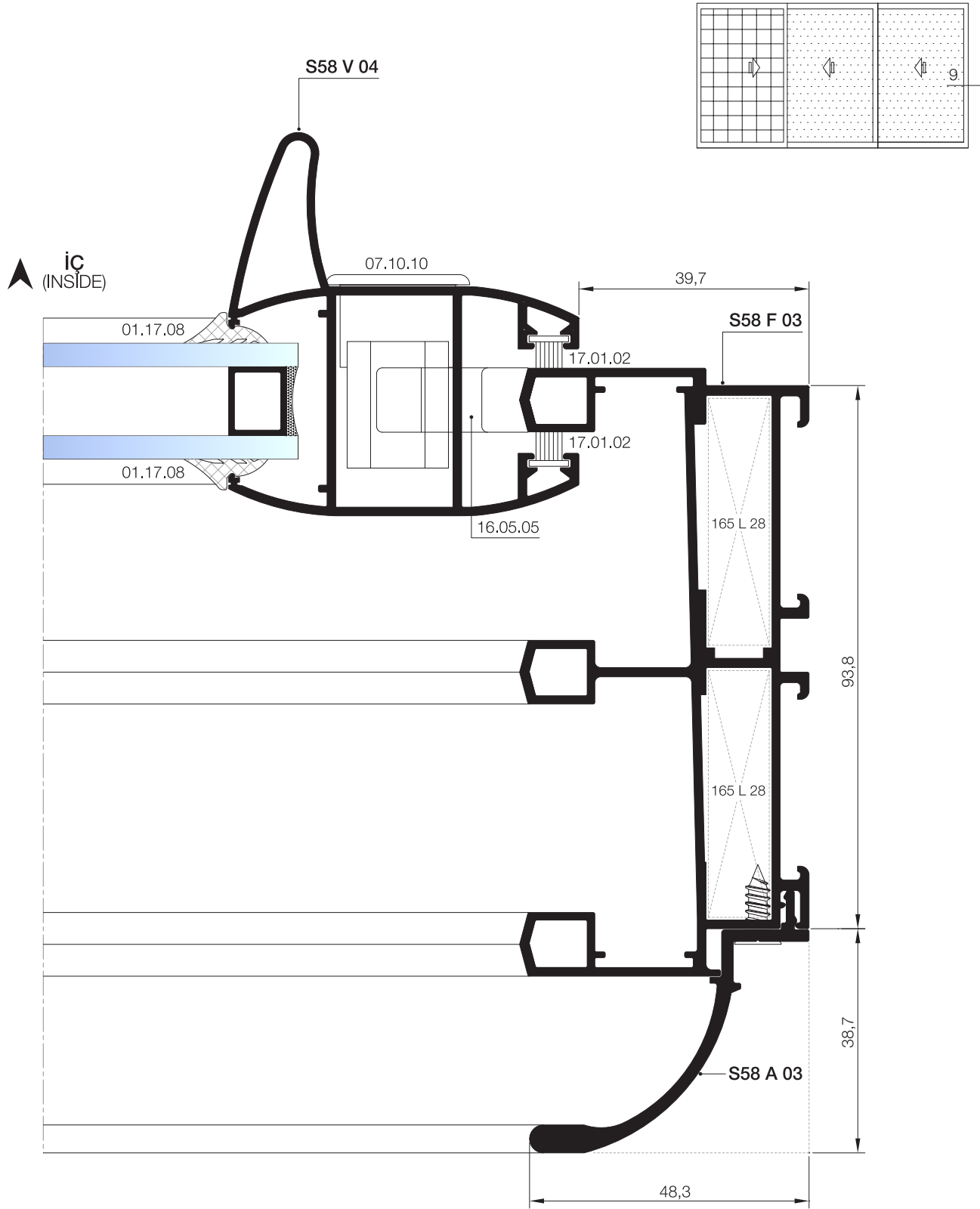
20



▲ iç  
(INSIDE)



⑧ DETAYI  
DETAIL



11

12

13

14

15

16

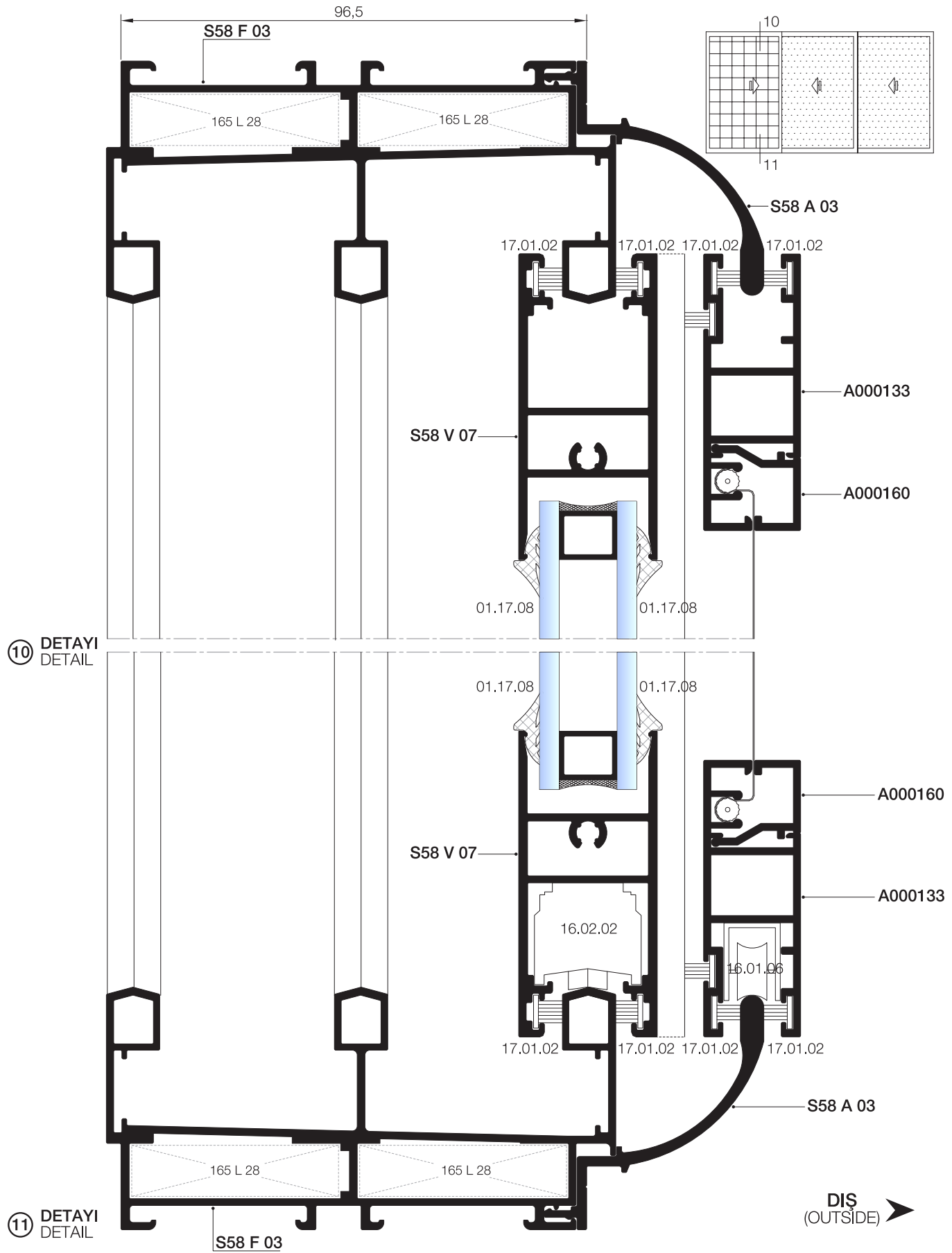
17

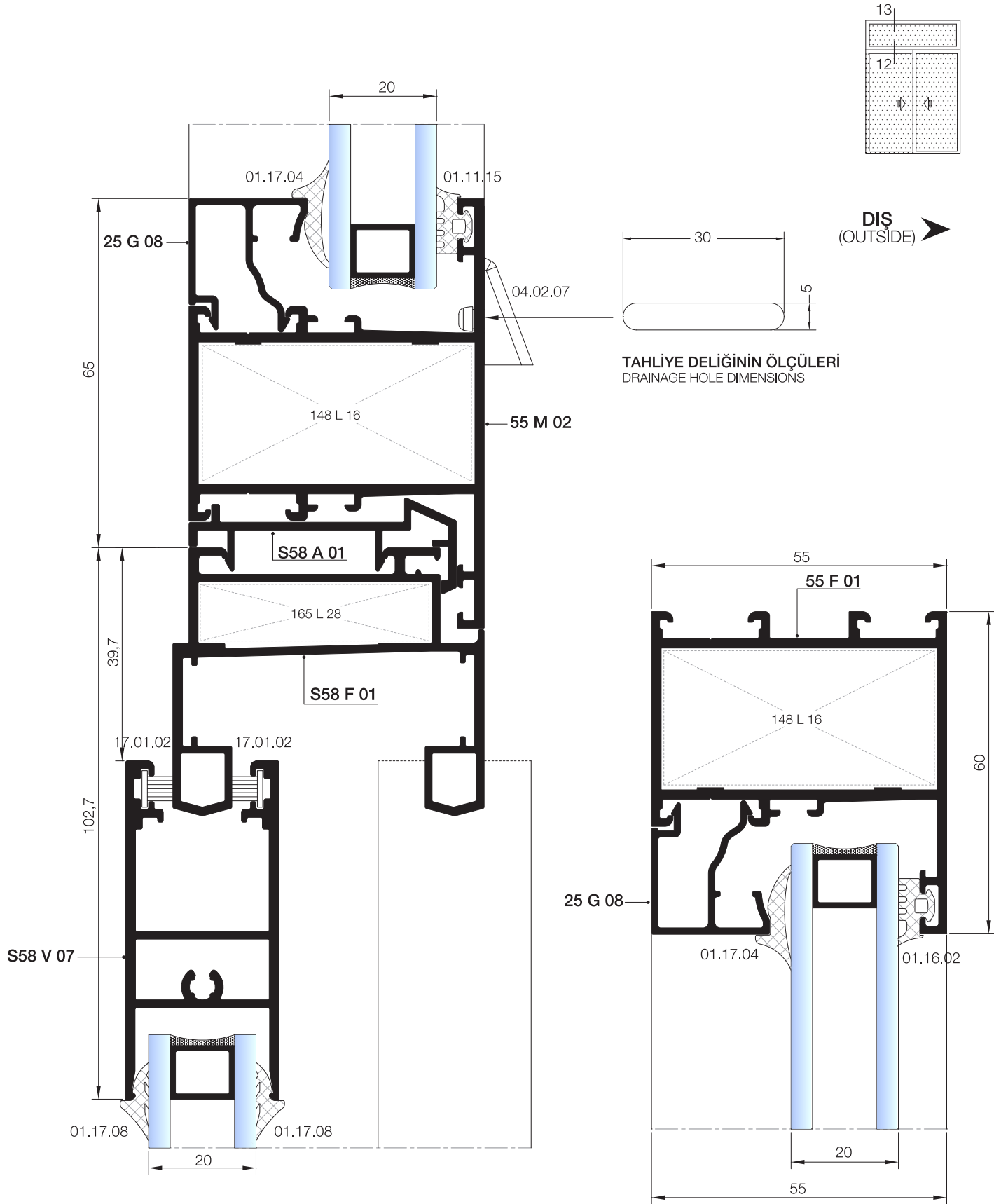
18

19

20

- 11
- 12
- 13
- 14
- 15
- 16
- 17
- 18
- 19
- 20





12 DETAYI  
DETAIL

13 DETAYI  
DETAIL

11

12

13

14

15

16

17

18

19

20

11

12

13

14

15

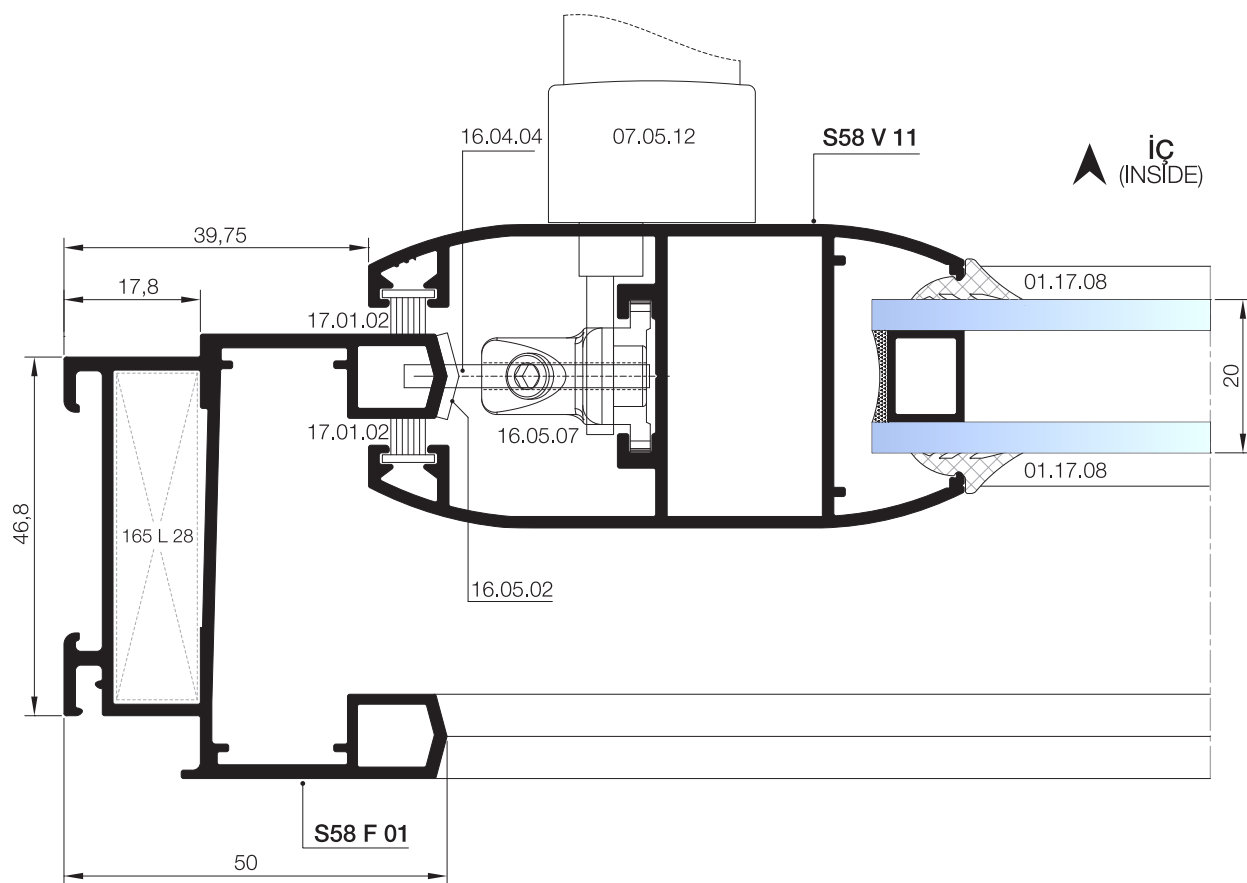
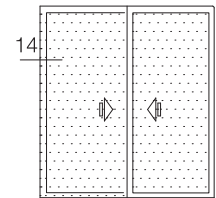
16

17

18

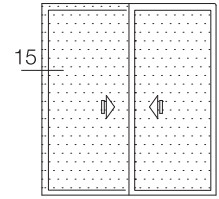
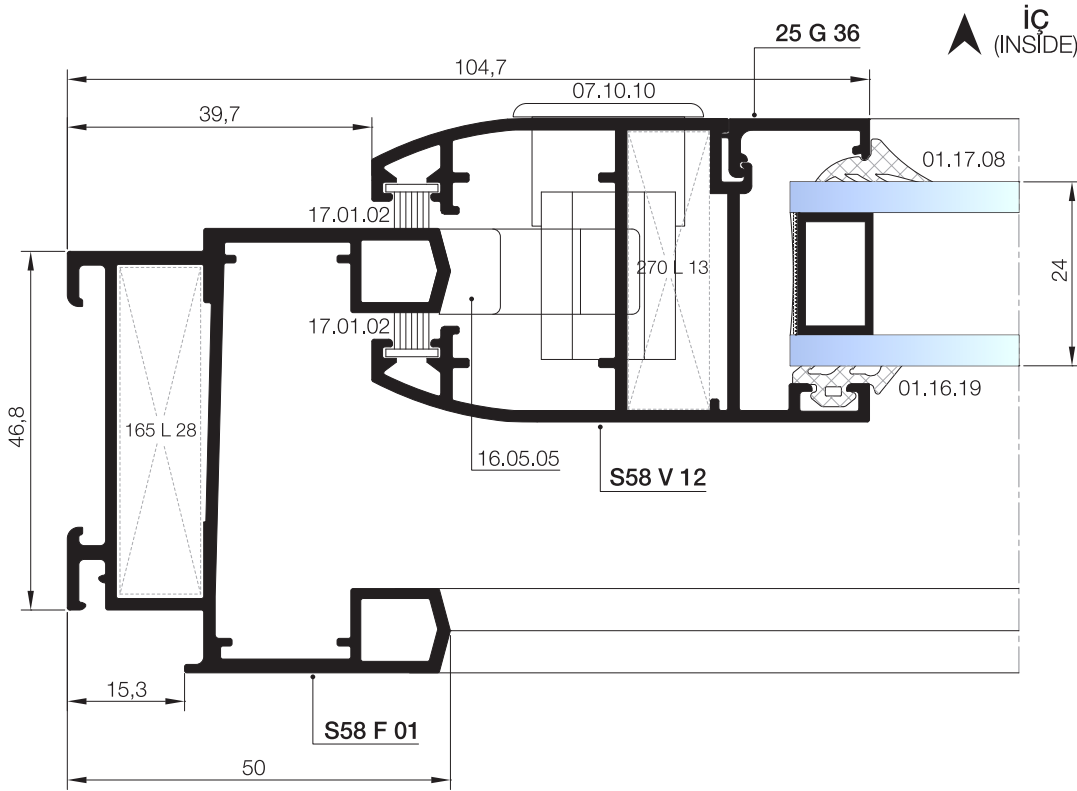
19

20

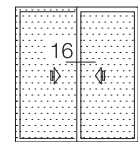
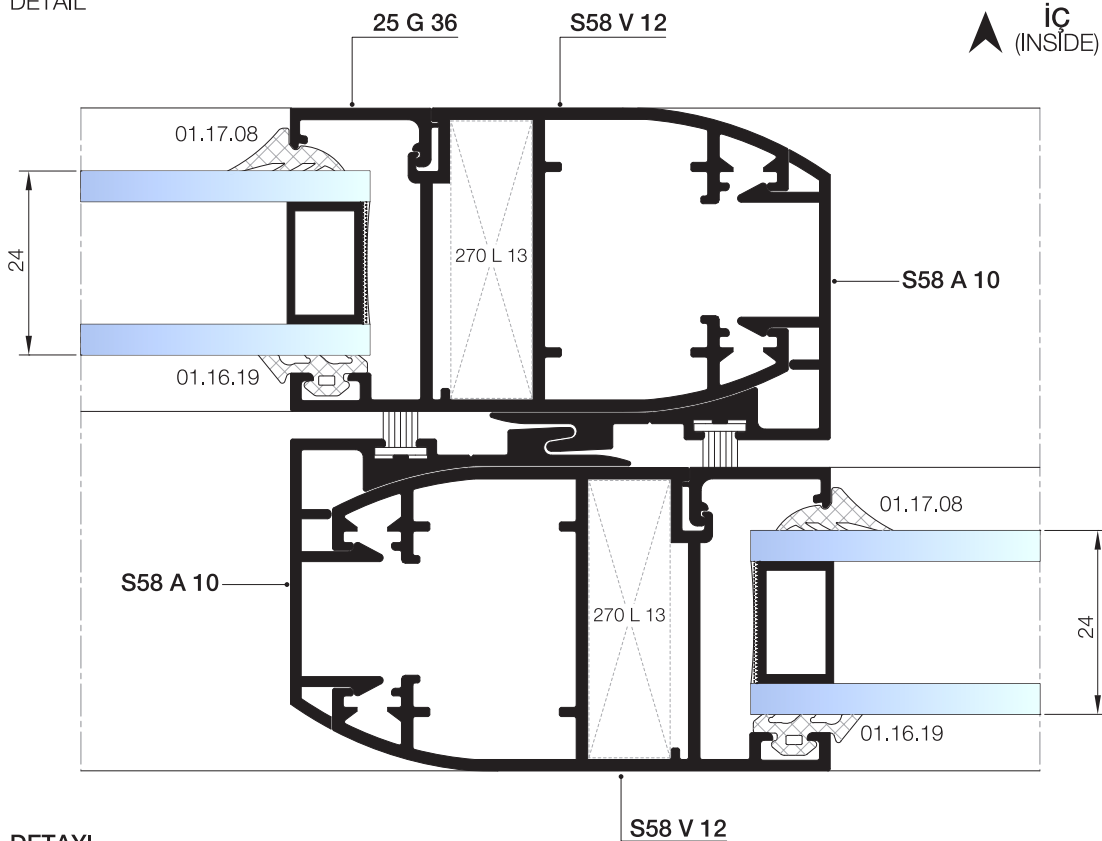


14 DETAYI  
DETAIL





15 DETAYI  
DETAIL



16 DETAYI  
DETAIL

11

12

13

14

15

16

17

18

19

20

11

12

13

14

15

16

17

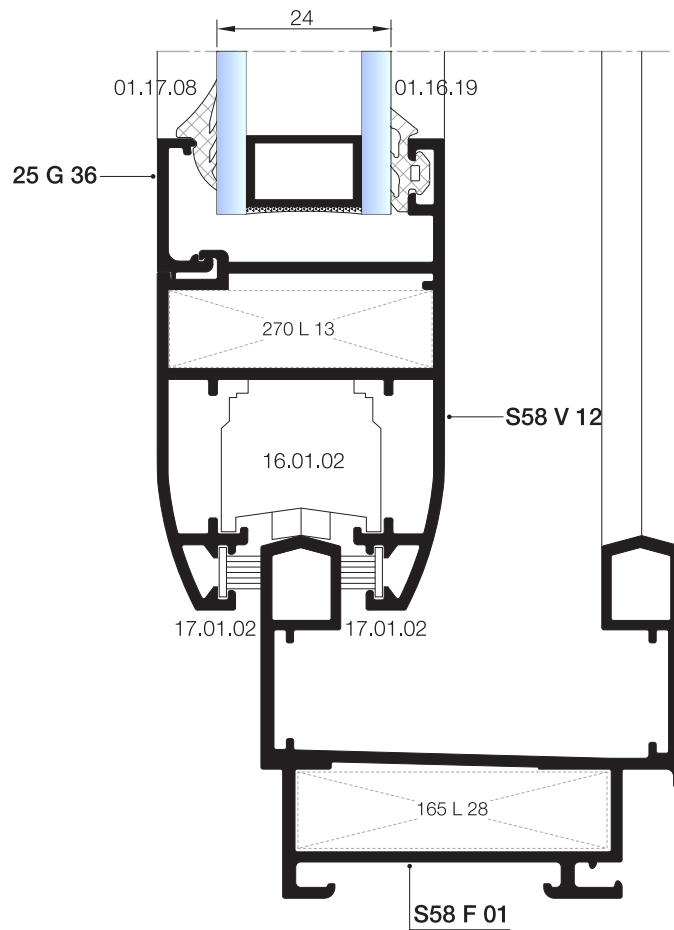
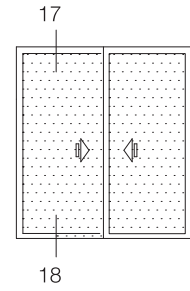
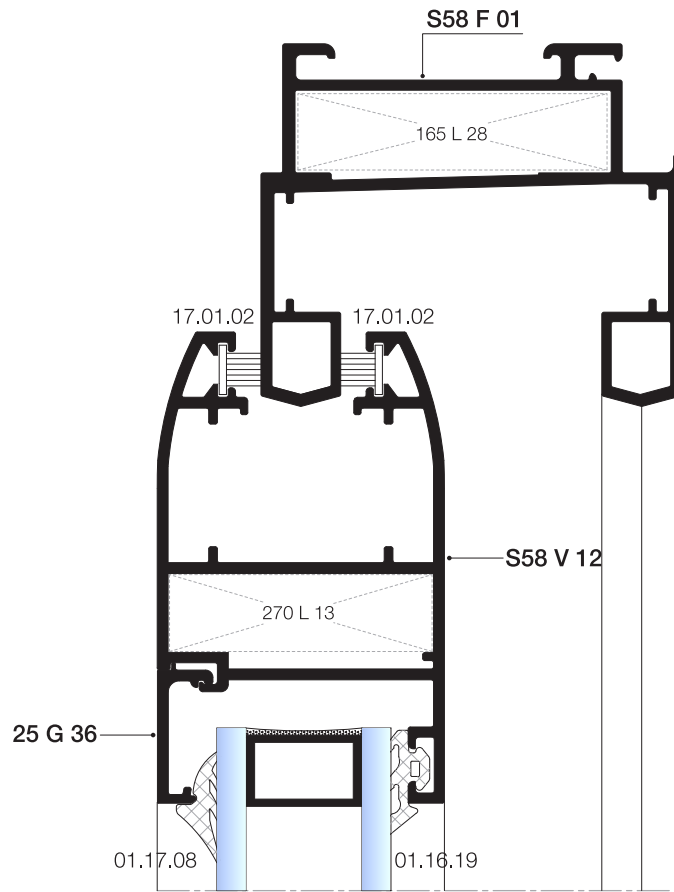
18

19

20

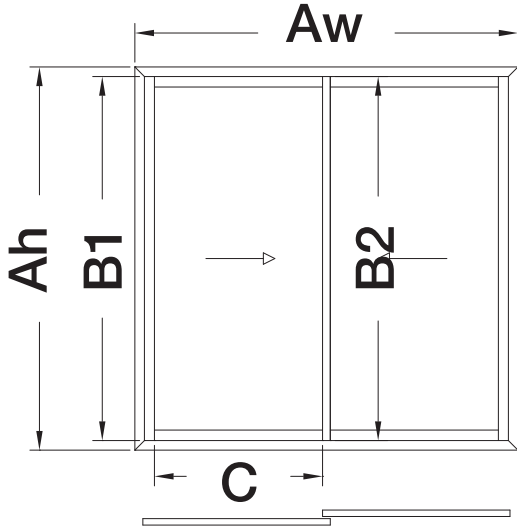
17 DETAYI  
DETAIL

18 DETAYI  
DETAIL



KESİM ÖLÇÜLERİ  
CUTTING SIZES

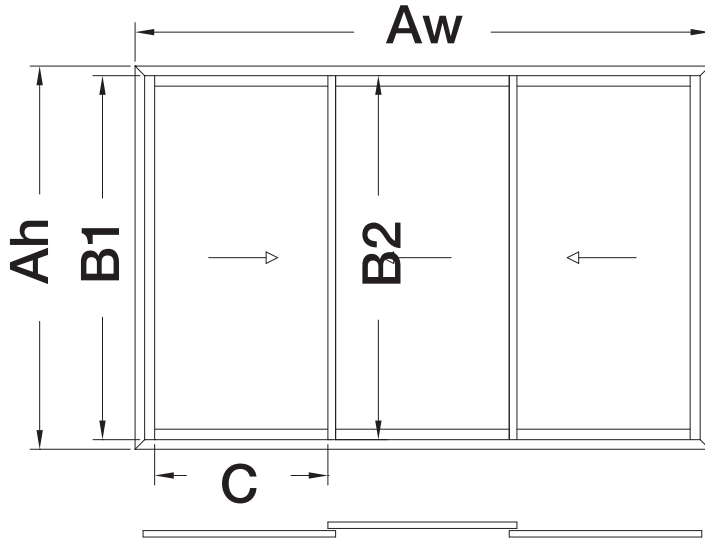
# RS58



PROFİLLER

KOD	PROFİL ÇİZİMİ	ADET	KESİM ÖLÇÜSÜ (mm)
S58 F 01	A	2	$A_w$
		2	$A_h$
S58 V 01	B1	2	$B1 = Ah - 83,4 \text{ mm}$
S58 V 02	B2	2	$B2 = Ah - 83,4 \text{ mm}$
S58 V 07	C	4	$C = \frac{Aw - 85,6 \text{ mm}}{2}$

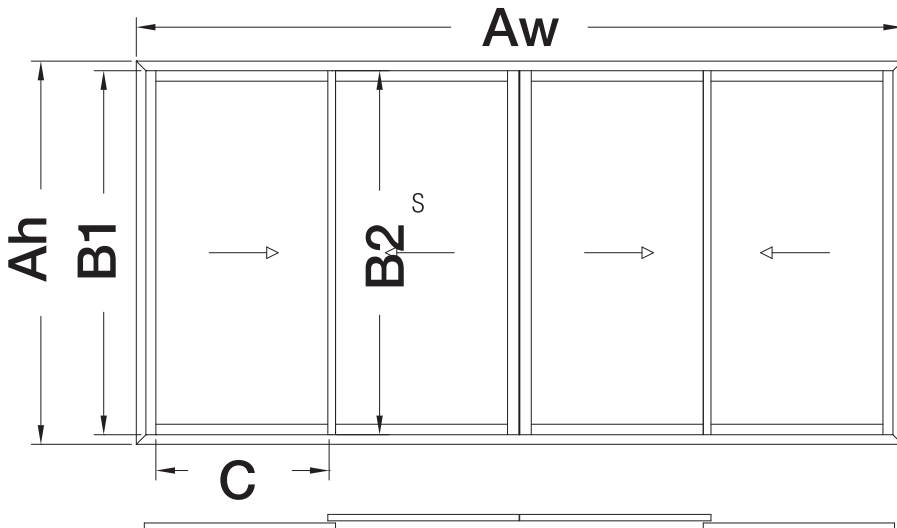
CAM GENİŞLİĞİ	$G_{lw} = C - 53,5$	$G_{lw} \times G_{lh} \text{ (m}^2\text{)}$	2 Adet
CAM YÜKSEKLİĞİ	$G_{lh} = B1 - 98$		



PROFİLLER

KOD	PROFİL ÇİZİMİ	ADET	KESİM ÖLÇÜSÜ (mm)
S58 F 03	A	2	$A_w$
		2	$A_h$
S58 V 01	B1	2	$B1 = Ah - 83,4 \text{ mm}$
S58 V 02	B2	4	$B2 = Ah - 83,4 \text{ mm}$
S58 V 07	C	6	$C = \frac{Aw - 48,2 \text{ mm}}{3}$

CAM GENİŞLİĞİ	$G_{lw} = C - 53,5$	$G_{lw} \times G_{lh} \text{ (m}^2\text{)}$	3 Adet
CAM YÜKSEKLİĞİ	$G_{lh} = B1 - 98$		



PROFİLLER

KOD	PROFİL ÇİZİMİ	ADET	KESİM ÖLÇÜSÜ (mm)
S58 F 01	A	2	$A_w$
		2	$A_h$
S58 V 01	B1	4	$B1 = Ah - 83,4 \text{ mm}$
S58 V 02	B2	4	$B2 = Ah - 83,4 \text{ mm}$
S58 V 07	C	8	$C = \frac{Aw - 94,7 \text{ mm}}{4}$
S58 A 06	D	1	$D = Ah - 110 \text{ mm}$

CAM GENİŞLİĞİ	$G_{lw} = C - 53,5$	$G_{lw} \times G_{lh} \text{ (m}^2\text{)}$	4 Adet
CAM YÜKSEKLİĞİ	$G_{lh} = B1 - 98$		

11

12

13

14

15

16

17

18

19

20



# MİMARİ KATALOG ARCHITECTURAL CATALOGUE

Alüminyum Kapı Pencere ve Giydirme Cephe Sistemleri  
Aluminium Window Doors and Facade Systems



Rescara Sistem Detayları  
Rescara System Details

# RS58

AKSESUARLAR

ACCESSORIES

11

12

13

14

15


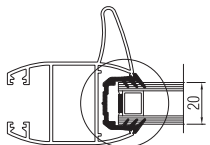

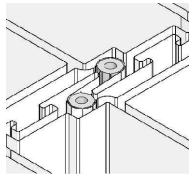
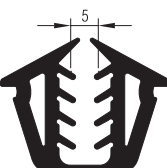
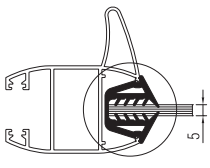

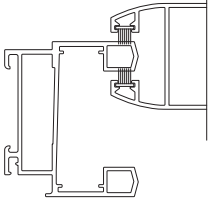
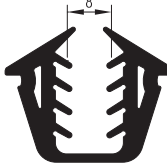
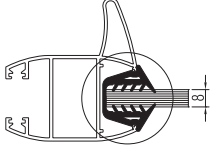
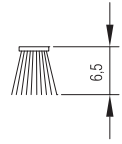


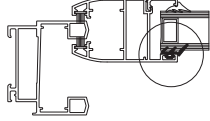

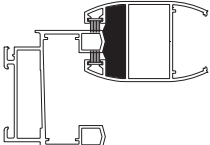

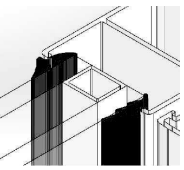

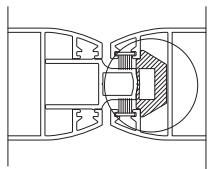

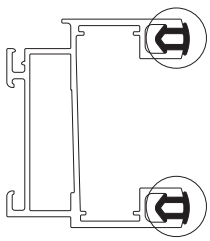
16

17

18

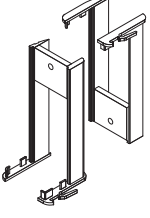
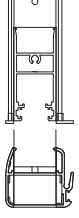

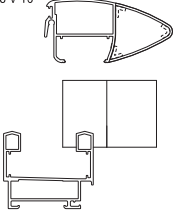
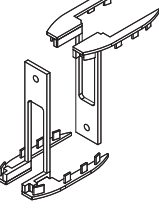
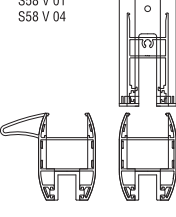
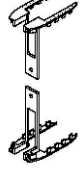
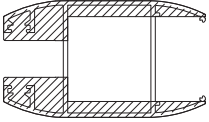
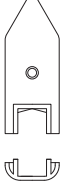
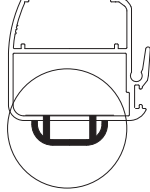
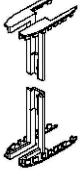
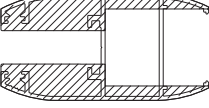
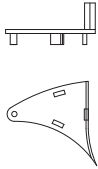
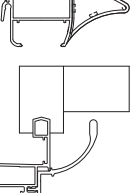
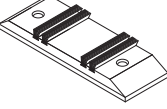
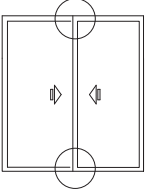
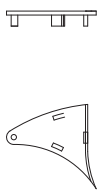
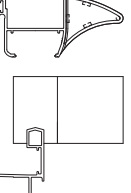

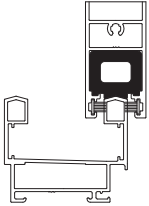
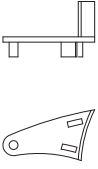
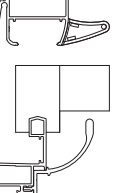

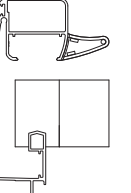
19

20

11		<p><b>01.16.04</b> CAM FITİLİ GLAZING GASKET</p> <p>Malzeme / Material : EPDM Ağırlık / Weight : 205 gr/m Paket / Package : 73 m / 15 kg</p>			<p><b>01.24.01</b> MT-216 A KENET FITİLİ CONNECTION GASKET</p> <p>Malzeme / Material : EPDM Ağırlık / Weight : 12 gr/m Paket / Package : 1153 m / 15 kg</p>	
12						
13		<p><b>01.16.13</b> CAM FITİLİ GLAZING GASKET</p> <p>Malzeme / Material : EPDM Ağırlık / Weight : 394 gr/m Paket / Package : 38 m / 15 kg</p>			<p><b>17.01.02</b> KİL FITİLİ BRUSH</p>	
14		<p><b>01.16.15</b> CAM FITİLİ GLAZING GASKET</p> <p>Malzeme / Material : EPDM Ağırlık / Weight : 333 gr/m Paket / Package : 45 m / 15 kg</p>			<p><b>17.01.05</b> KİL FITİLİ BRUSH</p> <p>04.11.02 için For 04.11.02</p>	
15						
16		<p><b>01.16.19</b> DIŞ CAM FITİLİ GLAZING GASKET</p> <p>Malzeme / Material : EPDM Ağırlık / Weight : 65 gr/m Paket / Package : 230,7 m / 15 kg</p>			<p><b>19.01.04</b> STOPER BUFFER</p> <p>Malzeme / Material : EPDM</p>	
17						
18		<p><b>01.17.08</b> CAM FITİLİ GLAZING GASKET</p> <p>Malzeme / Material : EPDM Ağırlık / Weight : 45 gr/m Paket / Package : 333 m / 15 kg</p>				
19		<p><b>01.18.11</b> ORTA BASMA FITİLİ CENTRAL GASKET</p> <p>Malzeme / Material : EPDM Ağırlık / Weight : 190 gr/m Paket / Package : 78,9 m / 15 kg</p>				
20		<p><b>01.19.14</b> RAY FITİLİ CENTRAL GASKET</p> <p>Malzeme / Material : EPDM Ağırlık / Weight : 50 gr/m Paket / Package : 300 m / 15 kg</p>				

AKSESUARLAR / KAPAKLAR - PVC PROFİLLER  
ACCESSORIES / CAPS - PVC PROFILES

# RS58

	04.10.03A-03B PVC KAPAK PVC CAP Malzeme / Material : PVC	S58 V 02 S58 V 03 S58 V 09 S58 V 10 		04.10.18A-18B PVC KAPAK PVC CAP Malzeme / Material : PVC	S58 V 10 
	04.10.04A-04B PVC KAPAK PVC CAP Malzeme / Material : PVC	S58 V 01 S58 V 04 		04.10.22A-22B PVC KAPAK PVC CAP Malzeme / Material : PVC	S58 V 08 
	04.10.05 PVC KANAT KAPAĞI PVC CAP Malzeme / Material : PVC			04.10.23A-23B PVC KAPAK PVC CAP Malzeme / Material : PVC	S58 V 11 
	04.10.06A-06B PVC KAPAK PVC CAP Malzeme / Material : PVC	S58 V 03 		04.11.02 SIZDIRMAZLIK PARÇASI SEALING PART Malzeme / Material : PVC	
	04.10.07A-07B PVC KAPAK PVC CAP Malzeme / Material : PVC	S58 V 03 		11.05.01 KANAT SABİTLEME TAKOZU VENT FIXING PART	
	04.10.08A-08B PVC KAPAK PVC CAP Malzeme / Material : PVC	S58 V 04 S58 V 09 			
	04.10.09A-09B PVC KAPAK PVC CAP Malzeme / Material : PVC				

11

12

13

14

15

16

17

18

19

20

11



07.05.12

RESCARA İSPANYOLET KOL (ÇİFT DİLLİ)  
HANDLE FOR WINDOW (DOUBLE RAIL)

Renk / Color : Siyah-Beyaz-Gri  
Black-White-Grey

EN 1670

12



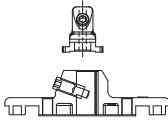
07.10.10

HAVUZLU KİLİT  
SLIDING LOCK

Malzeme / Material : Alüminyum-Zamak  
Aluminium-Zamak

EN 1670, 13126-1

13

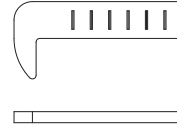


16.05.07

KİLİT ADAPTÖRÜ  
LOCK ADAPTER

07.05.12 Kol için / For Handle 07.05.12

14



16.04.04

SÜRME DİL  
SLIDING BOLT

07.05.12 Kol için / For Handle 07.05.12

15



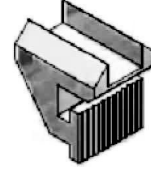
16.05.02

SÜRME KİLİT KARŞILIĞI  
STRIKER FOR SLIDING LOCK

Malzeme / Material : Alüminyum-Zamak  
Aluminium-Zamak

07.05.12 Kol için / For Handle 07.05.12

16



07.11.03

KOL ÜSTÜ KARŞILIK  
STRIKER FOR HANDLE

07.10.10 Sürme Kilit için / For Handle 07.10.10

17



16.05.05

SÜRME KİLİT ADAPTÖRÜ  
SLIDING LOCK ADAPTER

07.10.10 Sürme Kilit için / For Handle 07.10.10

18

19

20



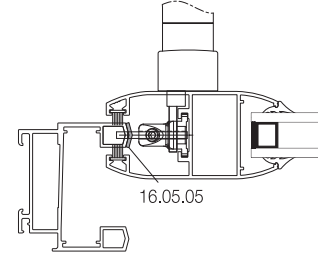
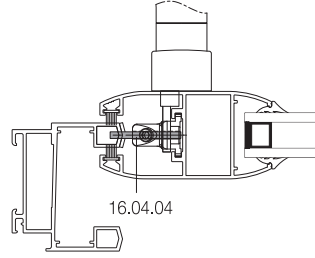
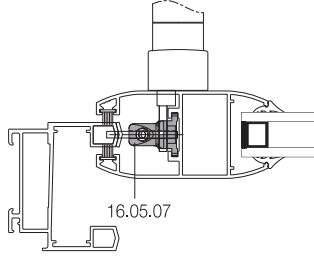
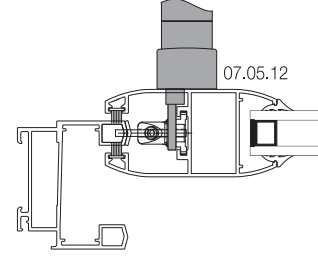
## AKSESUARLAR / KOL & KİLİTLEME SETLERİ ACCESSORIES / HANDLES & LOCKING KITS

# RS58

### 07.05.12 KOL İLE KİLİTLEME SEÇİM TABLOSU

LOCKING KIT SELECTION TABLE WITH HANDLE 07.05.12

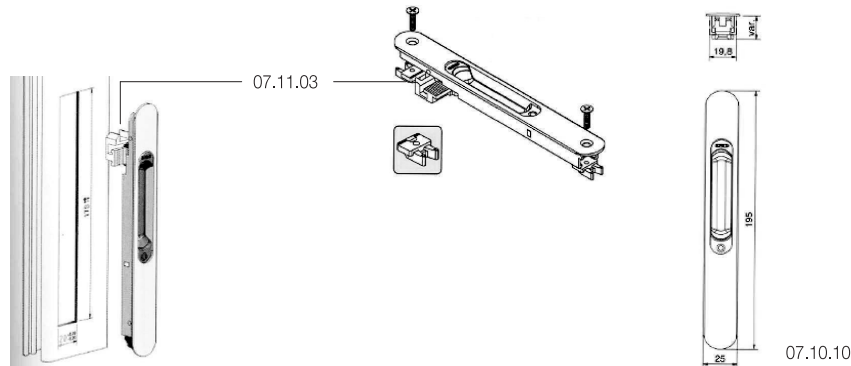
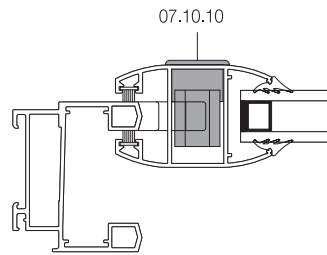
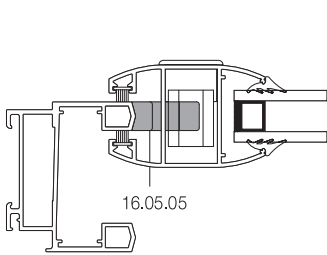
KOD CODE	TANIM DESCRIPTION	ADET NUMBER	KANAT VENT
07.05.12	ÇİFT DİLLİ İSPANYOLET KOL DOUBLE RAIL HANDLE	1	S58 V 11
16.05.07	KİLİT ADAPTÖRÜ LOCK ADAPTER	1	
16.04.04	SÜRME DİL SLIDING BOLT	1	
16.05.02	SÜRME KİLİT KARŞILIĞI STRIKER FOR SLIDING LOCK	1	



### 07.10.10 KOL İLE KİLİTLEME SEÇİM TABLOSU

LOCKING KIT SELECTION TABLE WITH HANDLE 07.10.10

KOD CODE	TANIM DESCRIPTION	ADET NUMBER	KANAT VENT
07.10.10	HAVUZLU KİLİT SLIDING LOCK	1	S58 V 01 S58 V 04 S58 V 12 S58 V 08
16.05.05	SÜRME KİLİT ADAPTÖRÜ SLIDING LOCK ADAPTER	1	
07.11.03	KOL ÜSTÜ KARŞILIK STRIKER FOR HANDLE	1	



11

12

13

14

15

16


17

18

19

20

11



16.02.02

GIESSE AYARLI ÇİFTLİ RULMAN  
GIESSE ADJUSTABLE CARRERA 2 PULLEYS

Malzeme / Material : Polyamid-Zamak  
Polyamide-Zamak

2 adet 180 kg taşır. / 180 kg with 2 pulleys  
EN 13126-15 : 2008



16.01.02

AYARLI ÇİFTLİ RULMAN  
ADJUSTABLE PULLEY

2 adet 65 kg taşır. / 65 kg with 2 pulleys  
Max. kanat ölçüsü 1000x2100 / Max. vent dimension 1000x2100

12

13



16.01.01

AYARLI TEKLİ RULMAN  
PULLEY WITH SINGLE WHEEL

2 adet 35 kg taşır. / 35 kg with 2 pulleys  
Max. kanat ölçüsü 600x1500 / Max. vent dimension 600x1500



16.01.12

METAL TEKERLEKLİ  
AYARLI RULMAN  
STEEL ADJUSTABLE PULLEYS

2 adet 65 kg taşır. / 65 kg with 2 pulleys  
Max. kanat ölçüsü 1000x2100 / Max. vent dimension 1000x2100

14

15



16.01.13

METAL TEKERLEKLİ  
AYARLI RULMAN  
PULLEY WITH SINGLE WHEEL

2 adet 35 kg taşır. / 35 kg with 2 pulleys  
Max. kanat ölçüsü 600x1500 / Max. vent dimension 600x1500



16.06.01

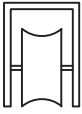
ÇELİK RAY  
STEEL RAIL

Malzeme / Material : Paslanmaz Çelik  
Stainless Steel

07.10.10 Sürme Kilit için / For Handle 07.10.10


16

17



16.01.06

SİNEKLİK RULMANI  
PULLEY WITH INSECT SCREEN



21.01.02

PUNCH MAKİNESİ  
PUNCH MACHINE

Pnömatik

18

19

20