

MİMARİ KATALOG
ARCHITECTURAL CATALOGUE

Alüminyum Kapı Pencere ve Giydirme Cephe Sistemleri
Aluminium Window Doors and Facade Systems

RESCARA



RWT55



TEKNİK ÖZELLİKLER / TECHNICAL PROPERTIES

KASA DERİNLİĞİ / FRAME DEPTH	55 mm
KANAT DERİNLİĞİ / VENT DEPTH	65 mm
PROFİL ET KALINLIĞI / PROFILE WALL THICKNESS	1,6/1,8/2 mm
MAX. CAM KALINLIĞI / MAX. GLASS THICKNESS	36 mm
ISI BARIYERİ / THERMAL INSULATION BARS	14,8 mm

PERFORMANS DEĞERLERİ / PERFORMANCE VALUES

HAVA GEÇİRGENLİĞİ / AIR PERMEABILITY	EN 12207	CLASS 4 (600 pa)
SU SIZDIRMAZLIĞI / WATER TIGHTNESS	EN 12208	9A (600 pa)
RÜZGAR YÜKÜNE DAYANIM / RESISTANCE TO WIND LOAD	EN 12210	C4 (1600 pa)
ISI YALITIM DEĞERİ (UF) / THERMAL INSULATION VALUE (UF)	EN 10077-2	3,382 W / m ² k
AKUSTİK PERFORMANS DEĞERİ / ACOUSTIC PERFORMANCE VALUE	EN 12758	32 (-1; -5) db

UYGULAMA SEÇENEKLERİ / APPLICATION OPTIONS

	PENCERE WINDOW	KAPI DOOR
İÇE AÇILIR / INWARD OPENNING	•	•
VASİSTAS / BOTTOM HUNG	•	
DIŞA AÇILIR / OUTWARD OPENNING		•
ÇİFT EKSEN AÇILIM / TILT & TURN OPENNING	•	•
PVC AKSESUARA UYGUN KANAT / VENT FOR PVC ACCESSORIES	•	•
ÇEK & SÜR / TILT & SLIDE	•	•
KATLANIR / FOLDING	•	•
PİVOT / PIVOT	•	

MİMARİ KATALOG ARCHITECTURAL CATALOGUE

Alüminyum Kapı Pencere ve Giydirme Cephe Sistemleri
Aluminium Window Doors and Facade Systems



Rescara Sistem Detayları
Rescara System Details

RWT55

PROFİLLER

PROFILES

01

02

03

04

05

06

07

08

09

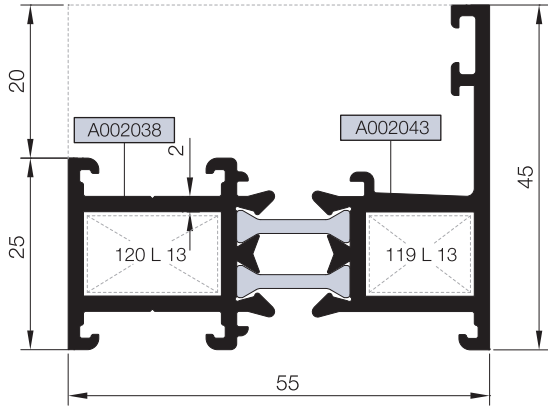
10

KASA PROFİLLERİ
FRAME PROFILES

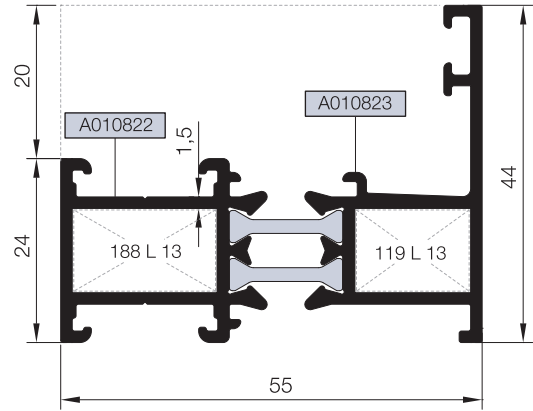
RWT55

KOD / CODE	AĞIRLIK (kg/m) / WEIGHT	Jxx cm ⁴	Jyy cm ⁴	L m	
AT55F01	1,273	11,667	4,439	6	
AT55F02	1,608	15,074	12,818	6	
AT55F04	1,061	9,522	3,658	6	
AT55F07	1,445	12,985	11,255	6	

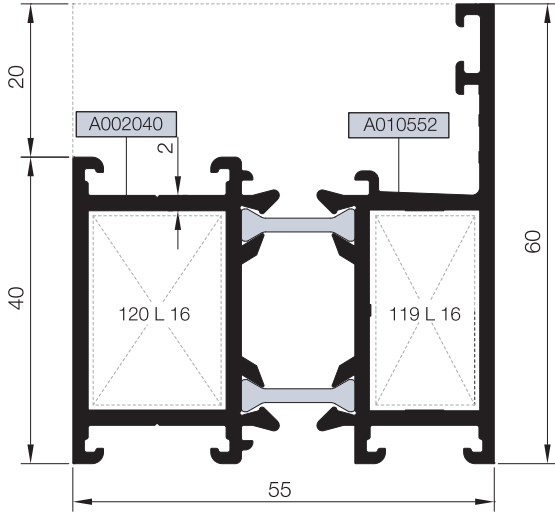
AT55F01



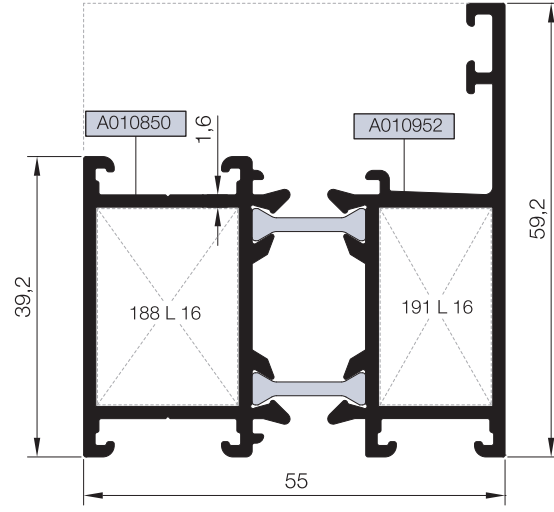
AT55F04

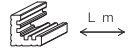



AT55F02



AT55F07



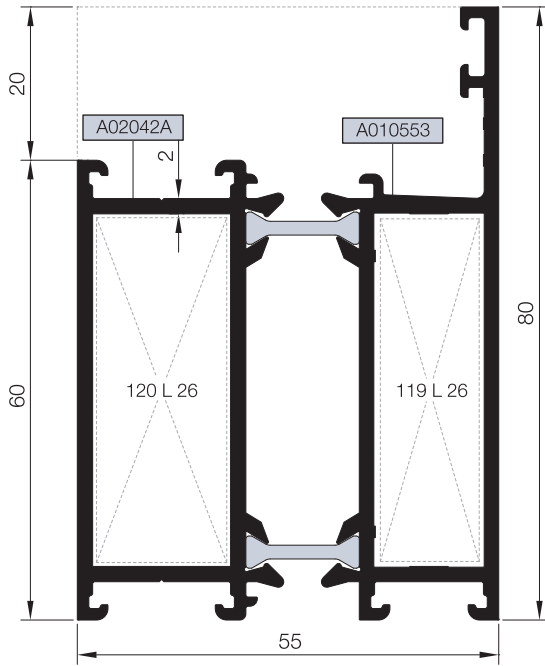
Nr		 L m	KESİM ÖLÇÜSÜ CUTTING SIZE	 AKS. KODU ACS. CODE
AT55F01	A002038	25 L 13 (A002058)	17,7 mm	120 L 13
	A002043	25 L 13 (A002058)	13,9 mm	119 L 13
AT55F02	A002040	25 L 16 (A002061)	17,7 mm	120 L 16
	A010552	25 L 16 (A002061)	13,9 mm	119 L 16
AT55F04	A010822	25 L 13 (A002058)	18,4 mm	188 L 13
	A010823	25 L 13 (A002058)	14,7 mm	191 L 13
AT55F07	A010850	25 L 16 (A002061)	18,4 mm	188 L 16
	A010952	25 L 16 (A002061)	14,7 mm	191 L 16

KASA PROFİLLERİ
FRAME PROFILES

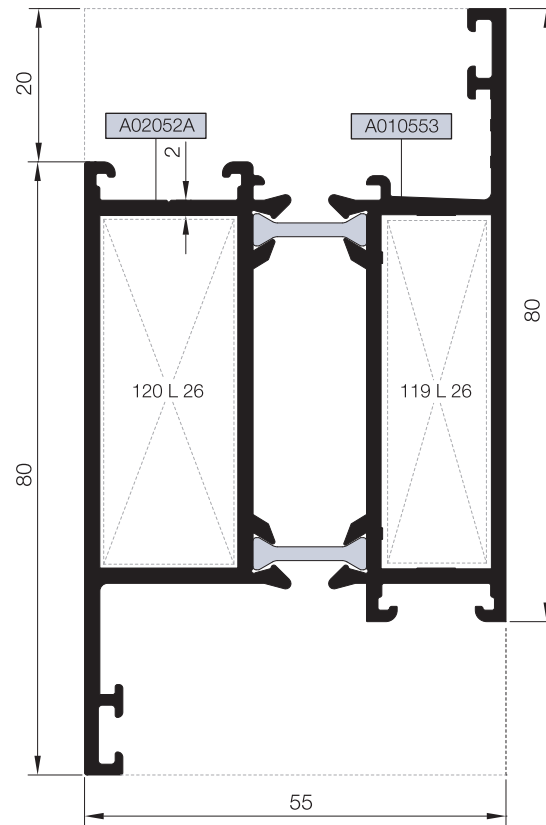
RWT55

KOD / CODE	AĞIRLIK (kg/m) / WEIGHT	Jxx cm4	Jyy cm4	L m	
AT55F03	2,032	19,654	33,917	6	
AT55F11	2,128	22,308	41,902	6	

AT55F03



AT55F11



Nr		L m	KESİM ÖLÇÜSÜ CUTTING SIZE	AKS. KODU ACS. CODE
AT55F03	A02042A	25 L 26 (A010540)	17,7 mm	120 L 26
	A010553	25 L 26 (A010540)	13,9 mm	119 L 26
AT55F11	A02052A	25 L 26 (A010540)	17,7 mm	120 L 26
	A010553	25 L 26 (A010540)	13,9 mm	119 L 26

01

02

03

04

05

06

07

08

09

10

KASA PROFİLLERİ
FRAME PROFILES

RWT55

KOD / CODE	AĞIRLIK (kg/m) / WEIGHT	Jxx cm ⁴	Jyy cm ⁴	L m	
AT55F05	1,918	20,731	38,034	6	
AT55F08	1,770	17,830	17,833	6	

01

02

03

04

05

06

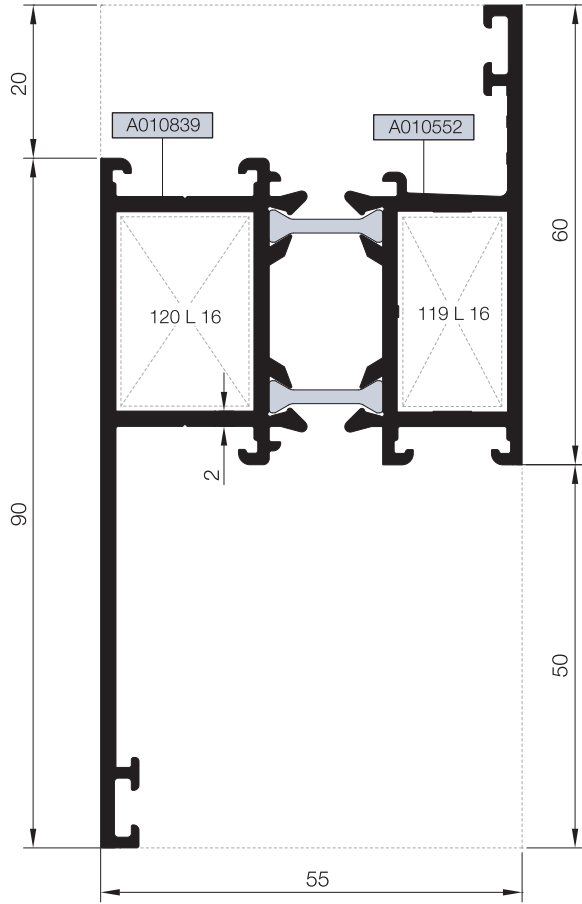
07

08

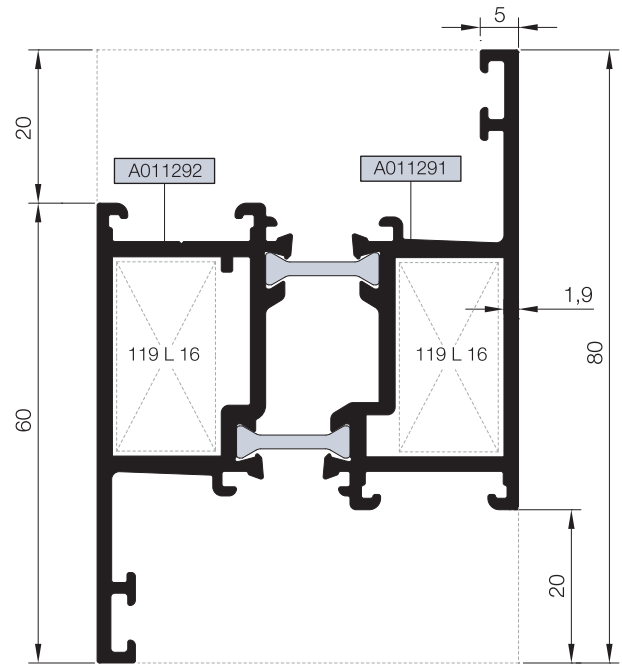
09

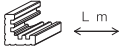

10

AT55F05



AT55F08



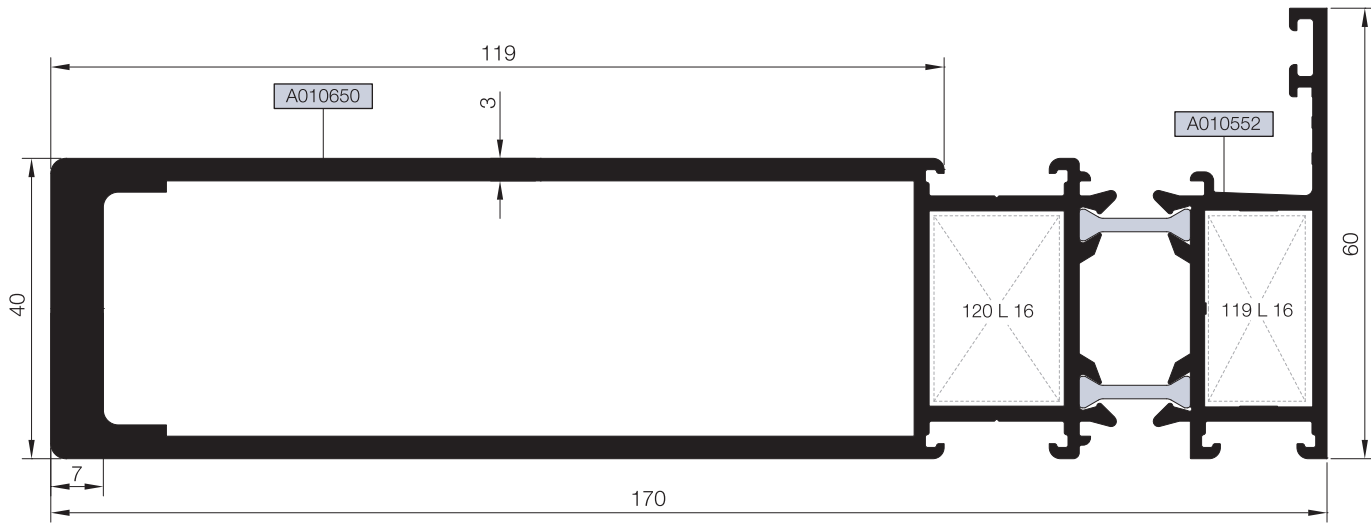
Nr		 L m	KESİM ÖLÇÜSÜ CUTTING SIZE	 AKS. KODU ACS. CODE
AT55F05	A010839	25 L 16 (A002061)	17,7 mm	120 L 16
	A010552	25 L 16 (A002061)	13,9 mm	119 L 16
AT55F08	A011292	25 L 16 (A002061)	13,9 mm	119 L 16
	A011291	25 L 16 (A002061)	13,9 mm	119 L 16

TAKVİYELİ KASA PROFİLLERİ
FRAME PROFILES

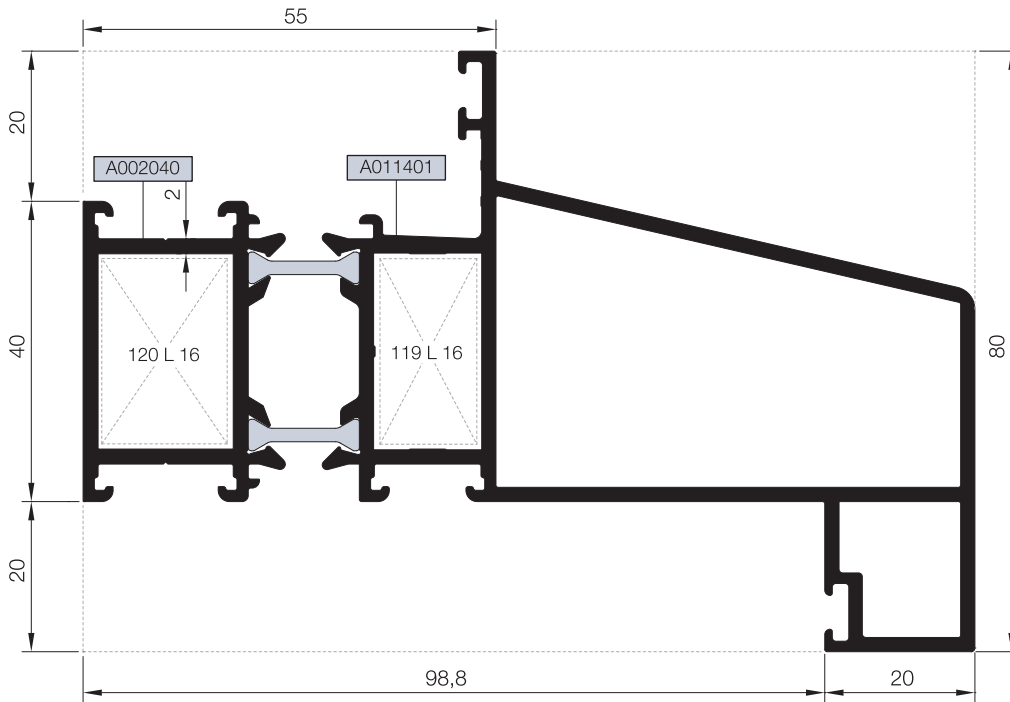
RWT55


KOD / CODE	AĞIRLIK (kg/m) / WEIGHT	Jxx cm4	Jyy cm4	L m	
AT55F09	4,191	391,458	39,660	6	
AT55F10	2,708	104,511	32,079	6	

AT55F09



AT55F10



Nr	 L m	KESİM ÖLÇÜSÜ CUTTING SIZE	AKS. KODU ACS. CODE	
AT55F09	A010650	25 L 16 (A002061)	17,7 mm	120 L 16
	A010552	25 L 16 (A002061)	13,9 mm	119 L 16
AT55F10	A002040	25 L 16 (A002061)	17,7 mm	120 L 16
	A011401	25 L 16 (A002061)	13,9 mm	119 L 16

01

02

03

04

05

06

07

08

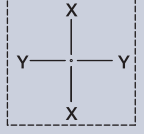
09

10

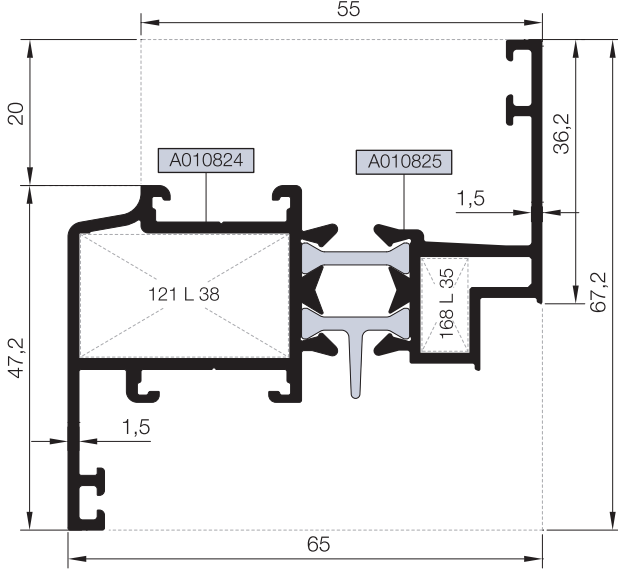
KANAT PROFİLLERİ
VENT PROFILES

RWT55

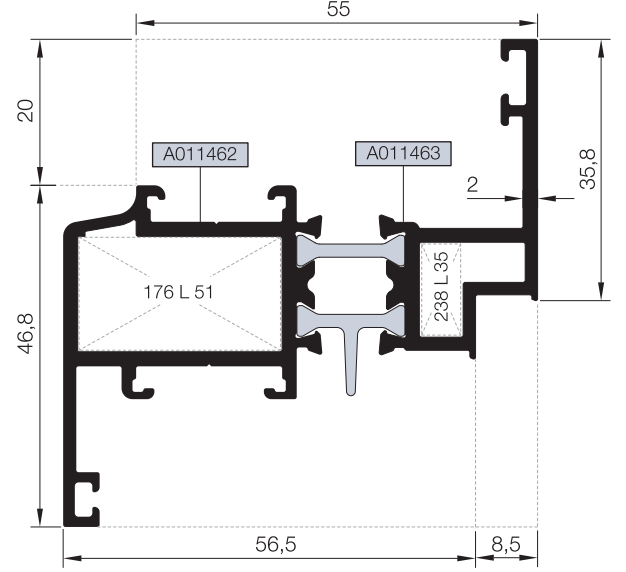
KOD / CODE	AĞIRLIK (kg/m) / WEIGHT	Jxx cm ⁴	Jyy cm ⁴	L m
AT55V07	1,334	17,151	8,348	6
AT55V21	1,508	19,729	8,724	6
AT55V11	1,623	20,991	16,638	6
AT55V05	1,725	22,856	17,994	6



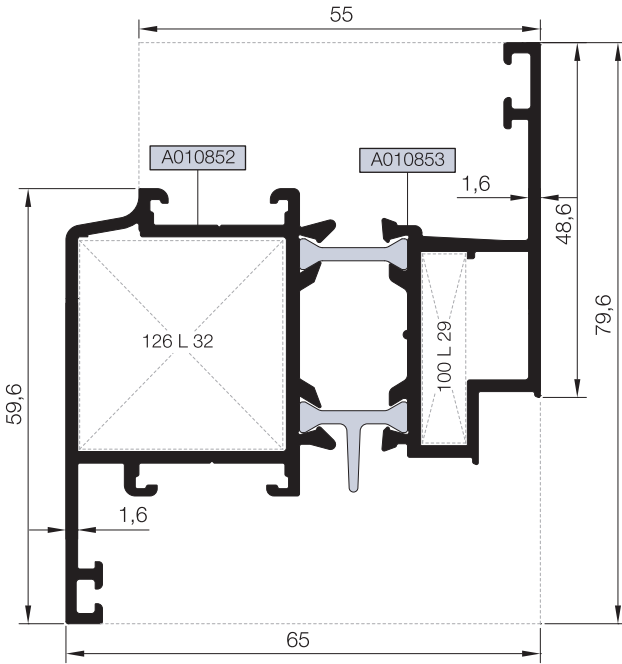
AT55V07



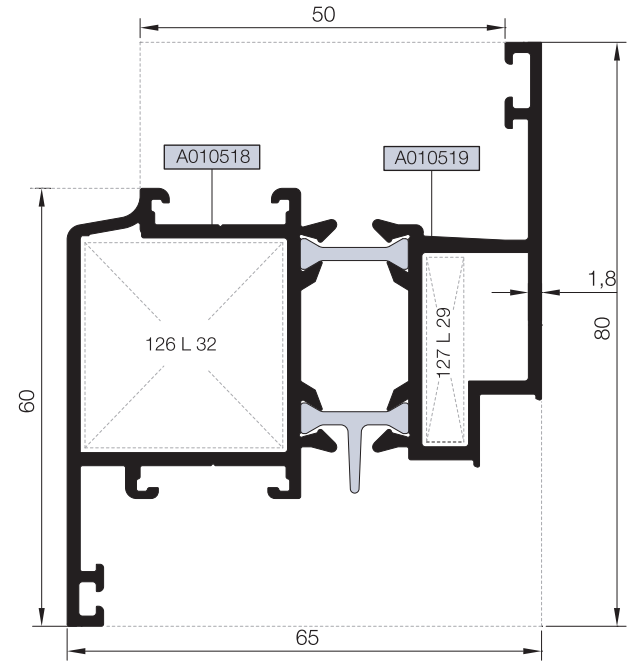
AT55V21



AT55V11



AT55V05



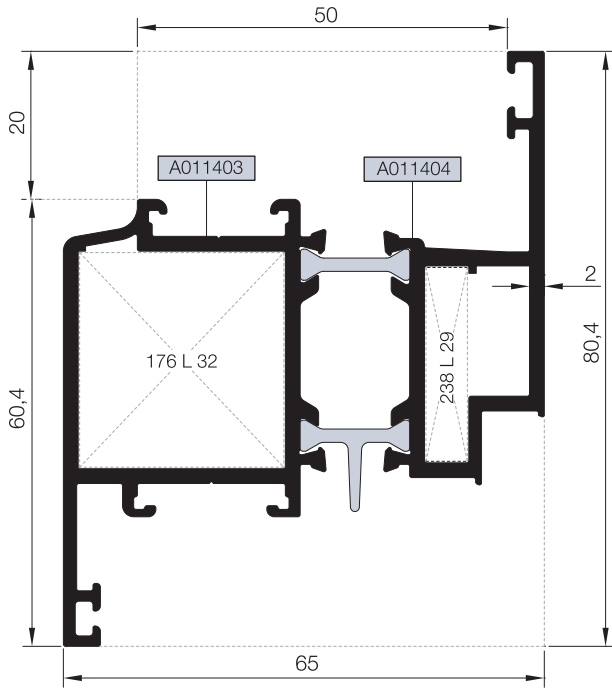
Nr		L m	KESİM ÖLÇÜSÜ CUTTING SIZE	AKS. KODU ACS. CODE
AT55V07	A010824	25 L 38 (A002074)	28,5 mm	121 L 38
	A010825	25 L 35 (A010076)	6,4 mm	168 L 35
AT55V11	A010852	25 L 32 (A002430)	28,1 mm	126 L 32
	A010853	25 L 29 (A010543)	6,0 mm	100 L 29
AT55V05	A010518	25 L 32 (A002430)	28,1 mm	126 L 32
	A010519	25 L 29 (A010543)	6,1 mm	127 L 29
AT55V21	A011462	25 L 51 (A010887)	27,5 mm	176 L 51
	A011463	25 L 72 (A009847)	5,5 mm	238 L 35

KANAT PROFİLLERİ
VENT PROFILES

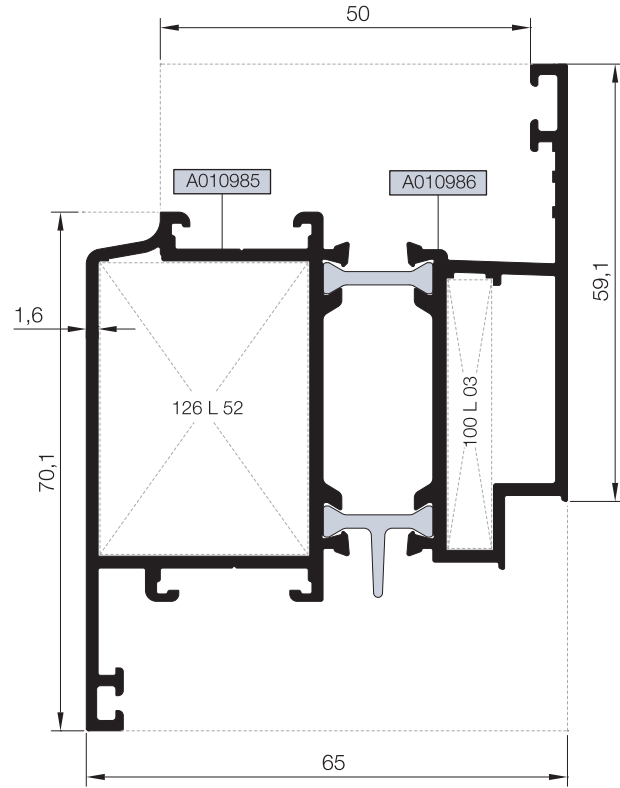
RWT55

KOD / CODE	AĞIRLIK (kg/m) / WEIGHT	Jxx cm ⁴	Jyy cm ⁴	L m	
AT55V20	1,841	24,559	18,787	6	
AT55V16	1,822	23,975	26,867	6	
AT55V18	2,141	28,043	45,010	6	

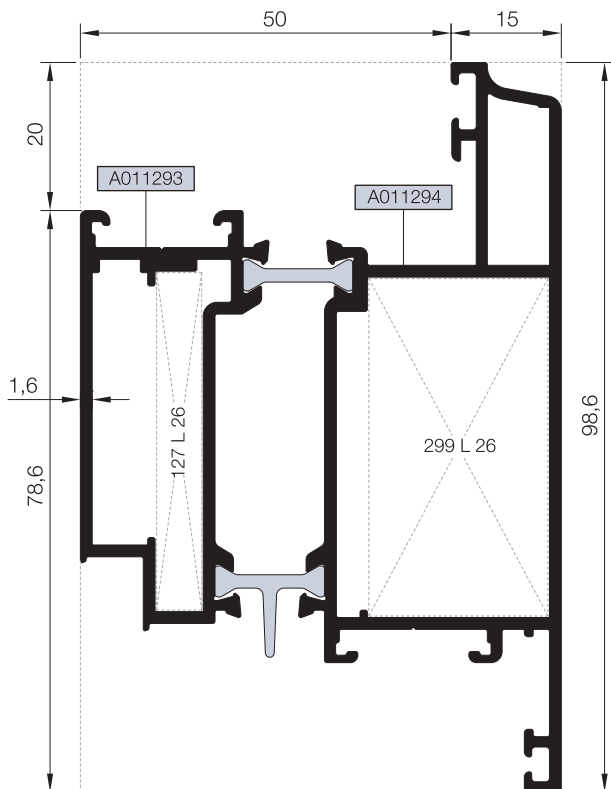
AT55V20





AT55V16



AT55V18



Nr		 L m	KESİM ÖLÇÜSÜ CUTTING SIZE	 AKS. KODU ACS. CODE
AT55V20	A011403	25 L 32 (A002430)	27,5 mm	176 L 32
	A011404	25 L 29 (A010543)	5,5 mm	238 L 29
AT55V16	A010985	25 L 52 (A010888)	28,1 mm	126 L 52
	A010986	25 L 03 (A002021)	6,0 mm	100 L 03
AT55V18	A011293	25 L 26 (A010540)	6,1 mm	127 L 26
	A011294	25 L 26 (A010540)	24,2 mm	299 L 26

01

02

03

04

05

06

07

08

09

10

KANAT PROFİLLERİ
VENT PROFILES

RWT55

KOD / CODE	AĞIRLIK (kg/m) / WEIGHT	Jxx cm4	Jyy cm4	L m	
AT55V06	2,770	37,478	84,431	6	
AT55V19	2,568	34,487	78,784	6	

01

02

03

04

05

06

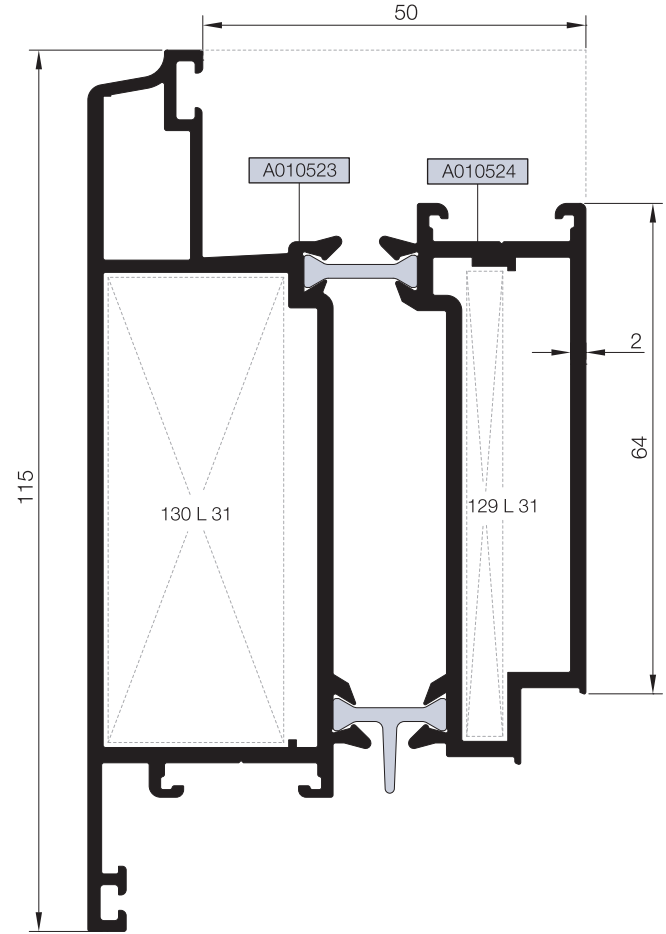
07

08

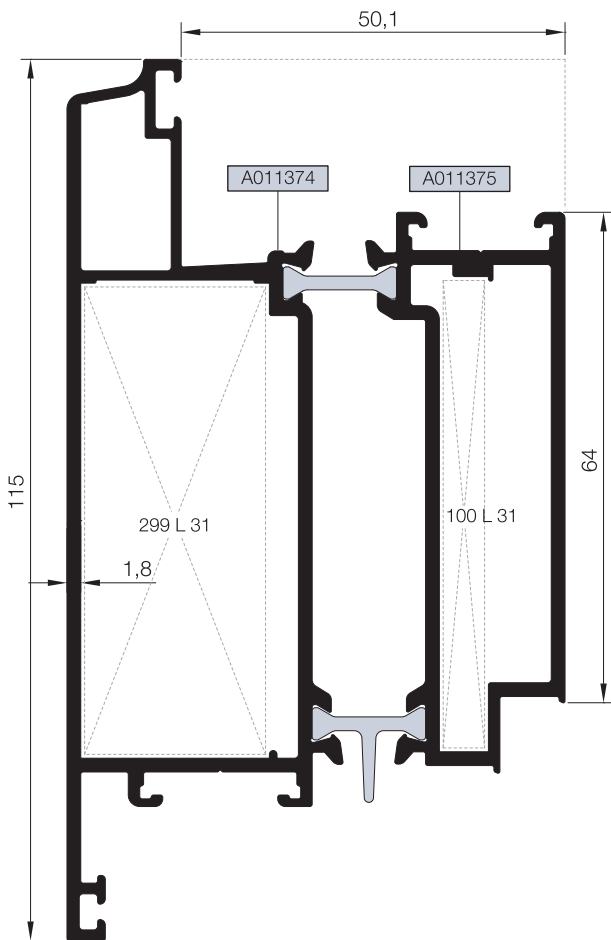
09

10

AT55V06



AT55V19

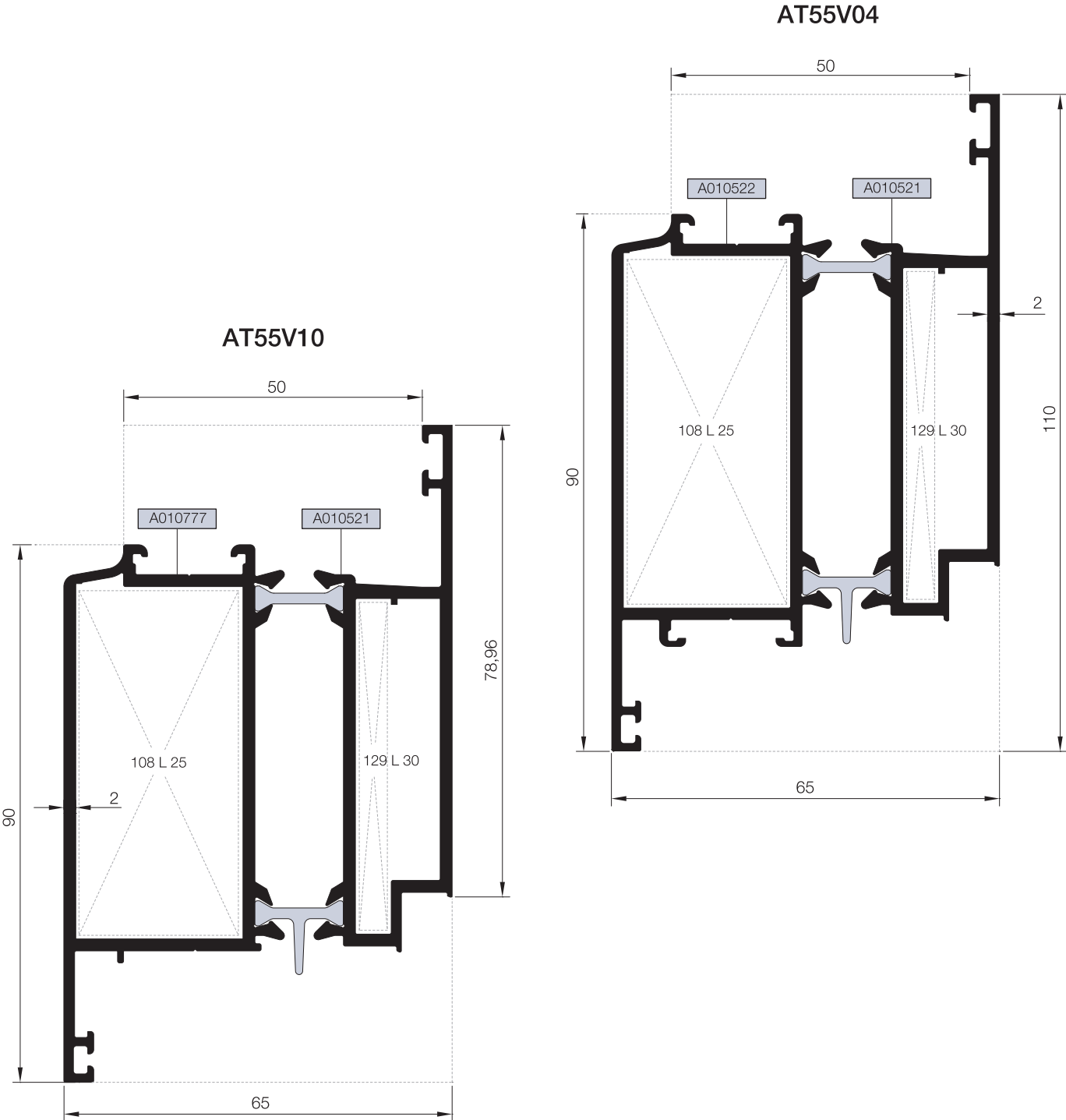


Nr		L m	KESİM ÖLÇÜSÜ CUTTING SIZE	AKS. KODU ACS. CODE
AT55V06	A010523	25 L 31 (A010545)	23,9 mm	130 L 31
	A010524	25 L 31 (A010545)	5,7 mm	129 L 31
AT55V19	A011375	25 L 31 (A010545)	6,0 mm	100 L 31
	A011374	25 L 31 (A010545)	24,2 mm	299 L 31

KANAT PROFİLLERİ
VENT PROFILES

RWT55

KOD / CODE	AĞIRLIK (kg/m) / WEIGHT	Jxx cm ⁴	Jyy cm ⁴	L m	
AT55V04	2,484	34,071	62,509	6	
AT55V10	2,430	33,708	60,124	6	



Nr		L m	KESİM ÖLÇÜSÜ CUTTING SIZE	AKS. KODU ACS. CODE
AT55V04	A010522	25 L 25 (A010539)	27,7 mm	108 L 25
	A010521	25 L 30 (A010544)	5,7 mm	129 L 30
AT55V10	A010777	25 L 25 (A010539)	27,7 mm	108 L 25
	A010521	25 L 30 (A010544)	5,7 mm	129 L 30

01

02

03

04

05

06

07

08

09

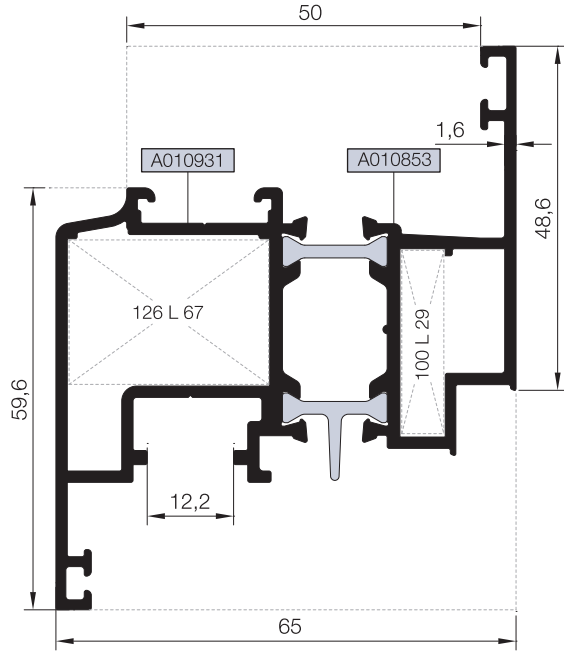
10

KANAT VE ADAPTÖR PROFİLLERİ (PVC AKSESUARA UYGUN - 9 AKS)
VENT AND ADAPTER PROFILES (FOR PVC ACCESSORY - 9 AXLE)

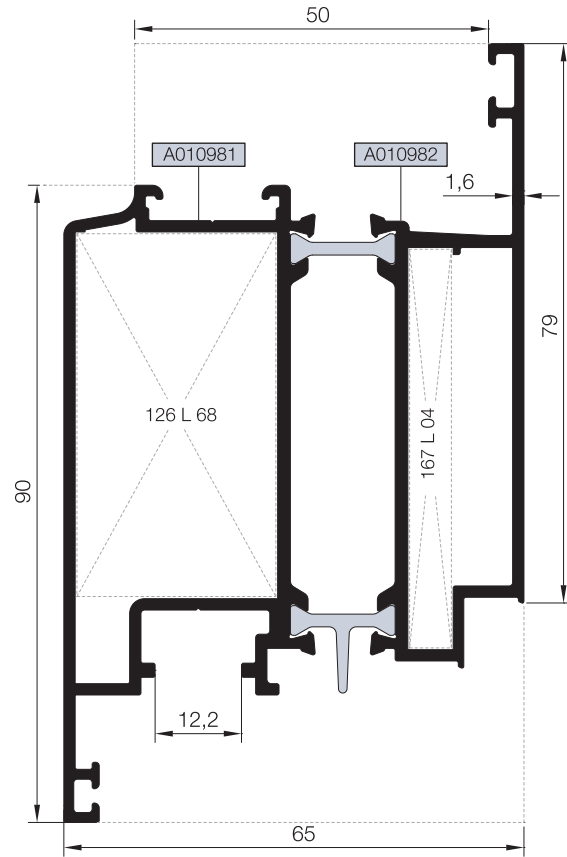
RWT55

KOD / CODE	AĞIRLIK (kg/m) / WEIGHT	Jxx cm4	Jyy cm4	L m	
AT55V13	1,689	21,486	16,364	6	
AT55V14	2,252	29,780	56,615	6	
AT55V15	2,494	31,777	71,818	6	
AT55A22	1,234	----	----	6	

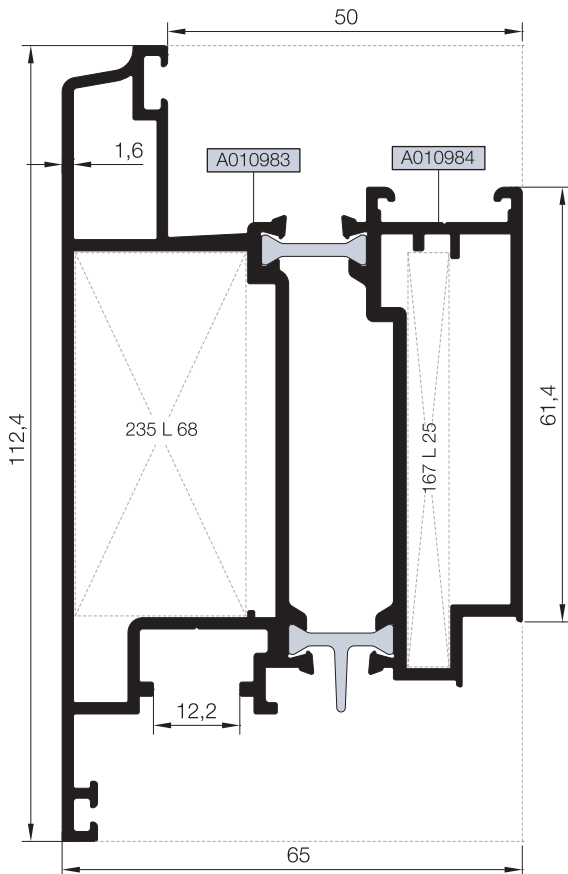
AT55V13



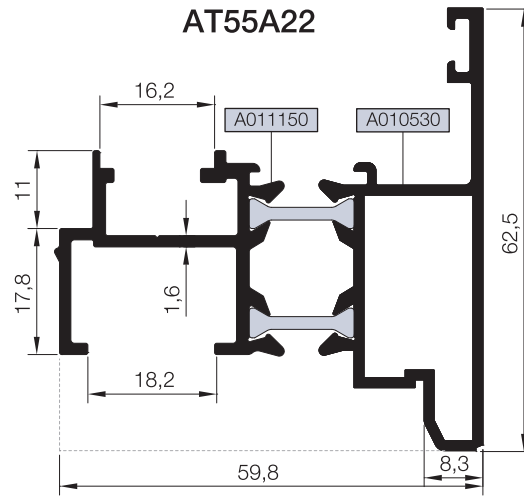
AT55V14



AT55V15



AT55A22



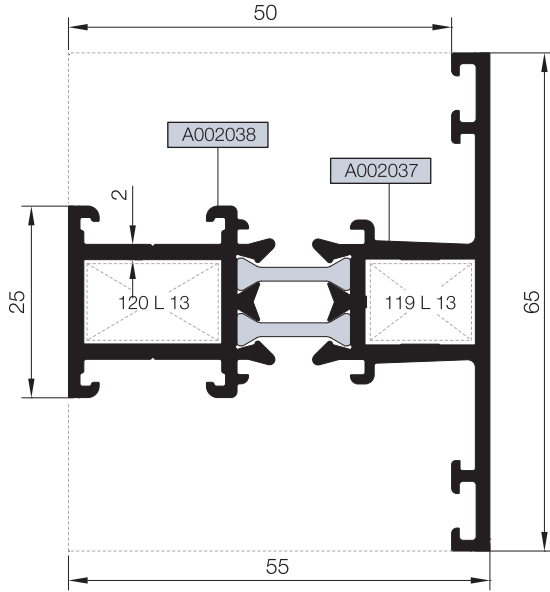
Nr		L m	KESİM ÖLÇÜSÜ CUTTING SIZE	AKS. KODU ACS. CODE
AT55V13	A010931	25 L 67 (A011006)	28,1 mm	126 L 67
	A010853	25 L 29 (A010543)	6,0 mm	100 L 29
AT55V14	A010981	25 L 68 (A011005)	28,1 mm	126 L 68
	A010982	25 L 04 (A002211)	5,8 mm	167 L 04
AT55V15	A010984	25 L 25 (A010539)	5,8 mm	167 L 25
	A010983	25 L 68 (A011005)	24,3 mm	235 L 68

ORTA KAYIT PROFİLLERİ
MULLION PROFILES

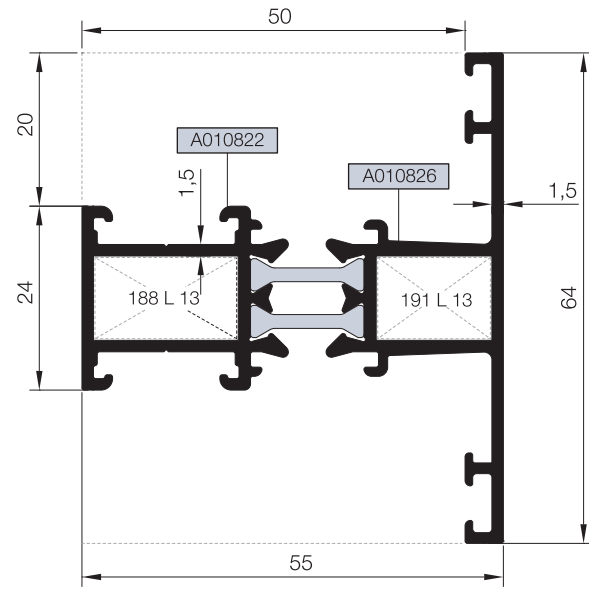
RWT55

KOD / CODE	AĞIRLIK (kg/m) / WEIGHT	Jxx cm ⁴	Jyy cm ⁴	L m	
AT55M01	1,414	13,331	7,759	6	
AT55M12	1,199	11,096	6,573	6	
AT55M09	1,825	18,021	18,387	6	

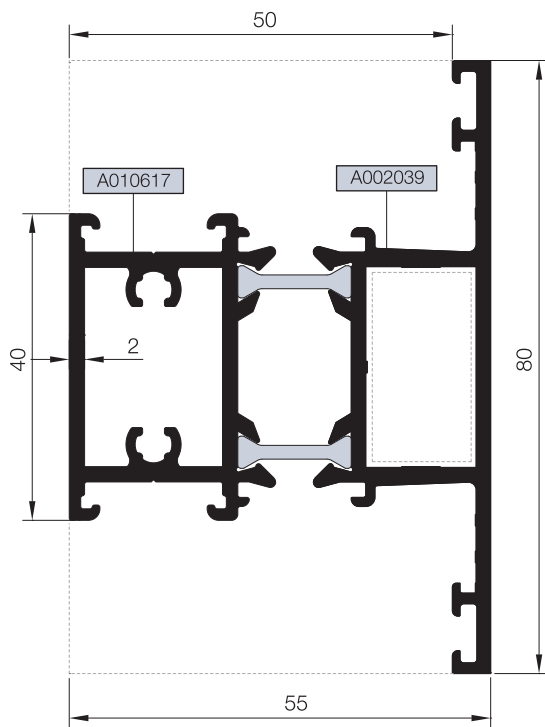
AT55M01



AT55M12



AT55M09



Nr		L m	KESİM ÖLÇÜSÜ CUTTING SIZE	AKS. KODU ACS. CODE
AT55M01 (Kasa ve orta kayıt içinde kullanılırsa)	A002037	25 J 03 (A010566)	10,5 mm	102 J 03
	A002038	25 J 04 (A010567)	10,5 mm	102 J 04
AT55M01 (Dışa açılmı kanatlar içinde kullanılırsa)	A002037	25 J 08 (A010653)	10,5 mm	102 J 08
	A002038	25 J 04 (A010567)	10,5 mm	102 J 04
AT55M01 (İçe açılmı kanatlar içinde kullanılırsa)	A002037	25 J 05 (A011007)	10,5 mm	102 J 05
	A002038	25 J 04 (A010567)	10,5 mm	102 J 04
AT55M12 (Kasa ve orta kayıt içinde kullanılırsa)	A010822	25 J 04 (A010567)	10,7 mm	103 J 04
	A010826	25 J 03 (A010566)	10,7 mm	103 J 03
Nr		L m	KESİM ÖLÇÜSÜ CUTTING SIZE	AKS. KODU ACS. CODE
AT55M01	A002037	25 L 13 (A002058)	13,9 mm	119 L 13
	A002038	25 L 13 (A002058)	17,7 mm	120 L 13
AT55M12	A010822	25 L 13 (A002058)	18,4 mm	188 L 13
	A010826	25 L 13 (A002058)	14,7 mm	191 L 13

01

02

03

04

05

06

07

08

09

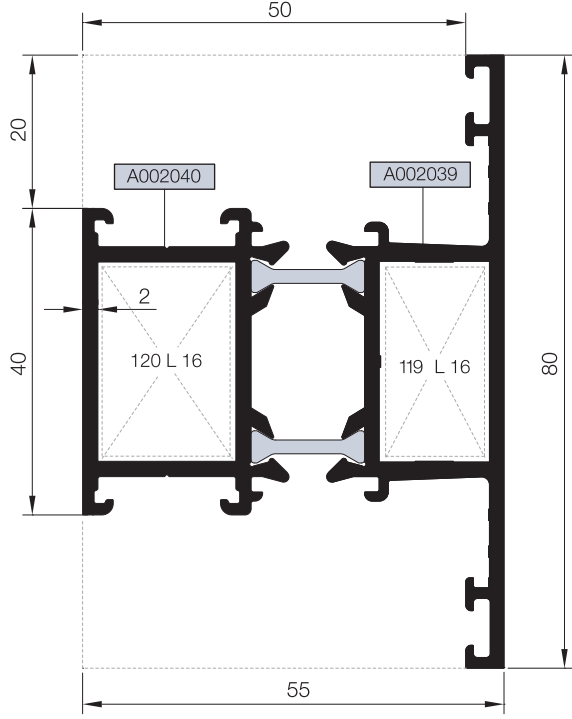
10

ORTA KAYIT PROFİLLERİ
MULLION PROFILES

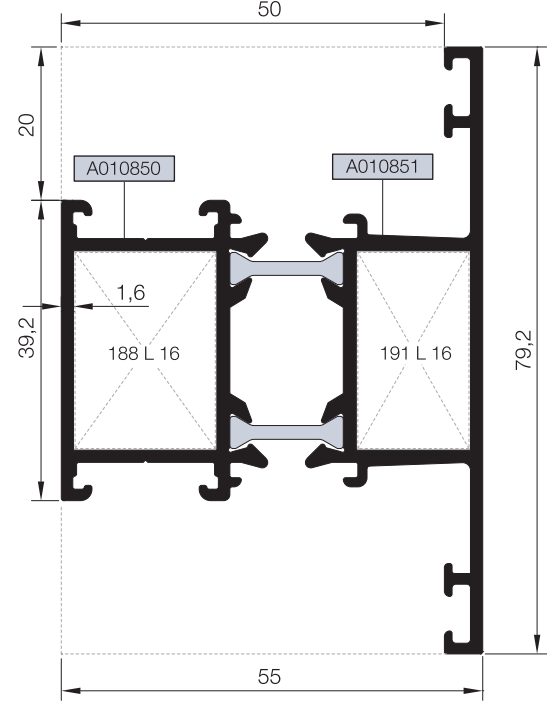
RWT55

KOD / CODE	AĞIRLIK (kg/m) / WEIGHT	Jxx cm4	Jyy cm4	L m	
AT55M02	1,731	16,942	17,981	6	
AT55M13	1,549	14,558	15,833	6	
AT55M03	2,189	21,910	43,010	6	

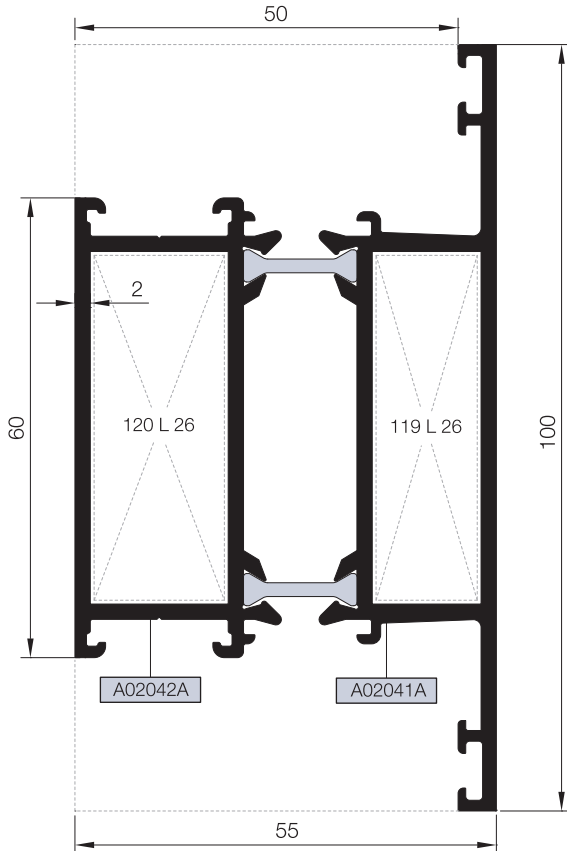
AT55M02



AT55M13



AT55M03

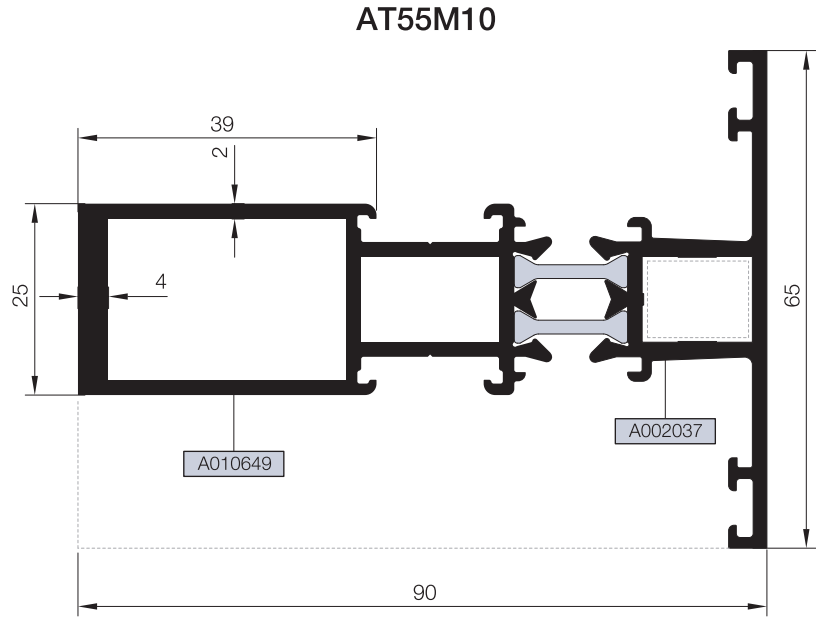
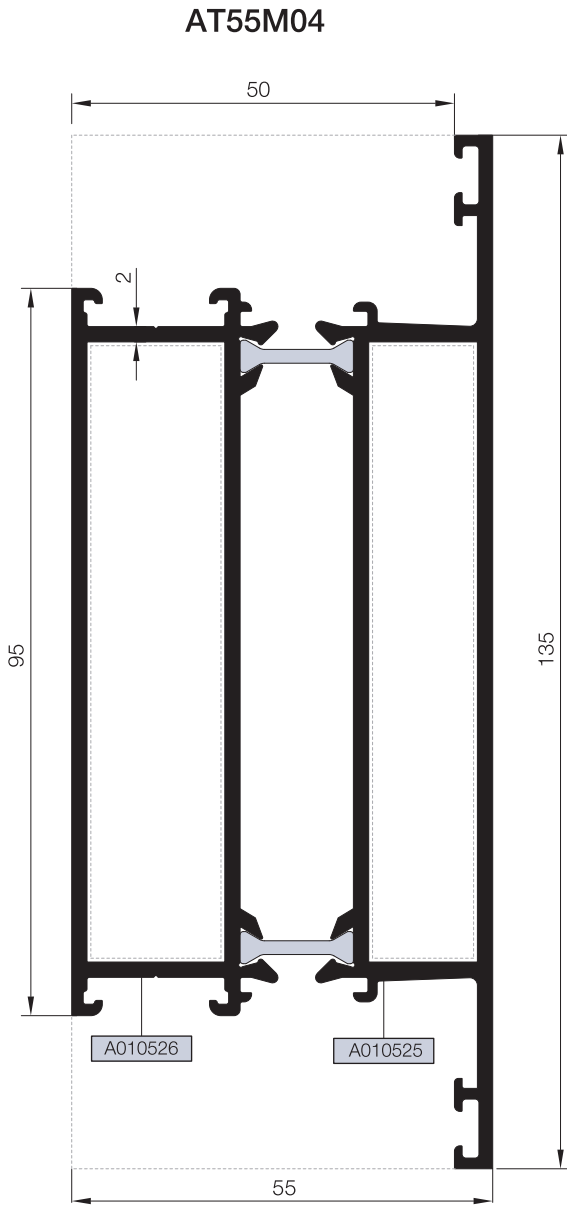


Nr		L m	KESİM ÖLÇÜSÜ CUTTING SIZE	AKS. KODU ACS. CODE
AT55M02	A002039	25 J 03 (A010566)	25,5 mm	135 J 03
	A002040	25 J 04 (A010567)	25,5 mm	135 J 04
AT55M02	A002039	25 J 08 (A010653)	25,5 mm	135 J 08
	A002040	25 J 04 (A010567)	25,5 mm	135 J 04
AT55M02	A002039	25 J 05 (A011007)	25,5 mm	135 J 05
	A002040	25 J 04 (A010567)	25,5 mm	135 J 04
AT55M03	A02041A	25 J 03 (A010566)	45,5 mm	136 J 03
	A02042A	25 J 04 (A010567)	45,5 mm	136 J 04
AT55M03	A02041A	25 J 08 (A010653)	45,5 mm	136 J 08
	A02042A	25 J 04 (A010567)	45,5 mm	136 J 04
AT55M03	A02041A	25 J 05 (A011007)	45,5 mm	136 J 05
	A02042A	25 J 04 (A010567)	45,5 mm	136 J 04
AT55M13	A010851	25 J 03 (A010566)	25,5 mm	135 J 03
	A010850	25 J 04 (A010567)	25,5 mm	135 J 04
AT55M13	A010851	25 J 05 (A011007)	25,5 mm	135 J 05
	A010850	25 J 04 (A010567)	25,5 mm	135 J 04
Nr		L m	KESİM ÖLÇÜSÜ CUTTING SIZE	AKS. KODU ACS. CODE
AT55M02	A002039	25 L 16 (A002061)	13,9 mm	119 L 16
	A002040	25 L 16 (A002061)	17,7 mm	120 L 16
AT55M13	A010850	25 L 16 (A002061)	18,4 mm	188 L 16
	A010851	25 L 16 (A002061)	14,7 mm	191 L 16
AT55M03	A02041A	25 L 26 (A010540)	13,9 mm	119 L 26
	A02042A	25 L 26 (A010540)	17,7 mm	120 L 26

ORTA KAYIT PROFİLLERİ
MULLION PROFILES

RWT55

KOD / CODE	AĞIRLIK (kg/m) / WEIGHT	Jxx cm ⁴	Jyy cm ⁴	L m	
AT55M04	2,946	30,175	126,088	6	
AT55M10	2,021	51,513	9,925	6	



Nr		L m	KESİM ÖLÇÜSÜ CUTTING SIZE	AKS. KODU ACS. CODE
AT55M04 (Kasa ve orta kayıt içinde kullanırsa)	A010525	25 J 03 (A010566)	80,5 mm	137 J 03
	A010526	25 J 04 (A010567)	80,5 mm	137 J 04
AT55M04 (Dışa açılmı kanatlar içinde kullanırsa)	A010525	25 J 08 (A010653)	80,5 mm	137 J 08
	A010526	25 J 04 (A010567)	80,5 mm	137 J 04
AT55M04 (İçe açılmı kanatlar içinde kullanırsa)	A010525	25 J 05 (A011007)	80,5 mm	137 J 05
	A010526	25 J 04 (A010567)	80,5 mm	137 J 04
AT55M10 (Kasa ve orta kayıt içinde kullanırsa)	A002037	25 J 03 (A010566)	10,5 mm	102 J 03
	A010649	25 J 04 (A010567)	10,5 mm	102 J 04

01

02

03

04

05

06

07

08

09

10

TAKVİYELİ ORTA KAYIT PROFİLLERİ
MULLION PROFILES

RWT55

KOD / CODE	AĞIRLIK (kg/m) / WEIGHT	Jxx cm4	Jyy cm4	L m	
AT55M05	2,395	101,039	24,140	6	
AT55M18	2,457	76,583	29,330	6	

01

02

03

04

05

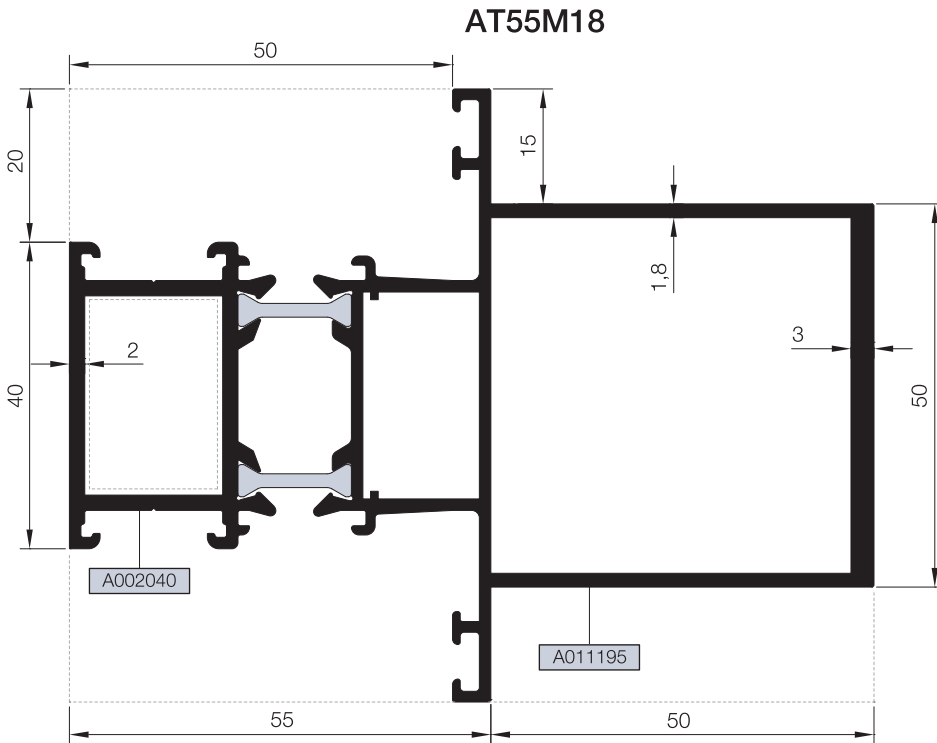
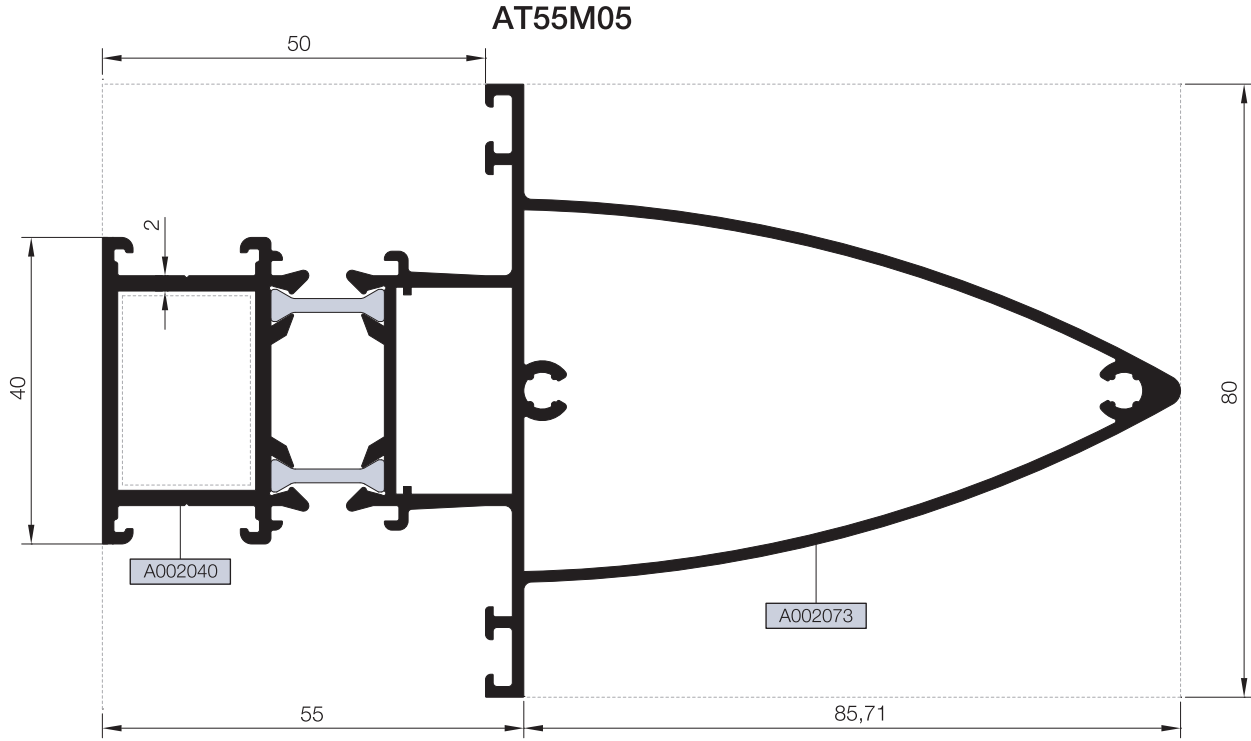
06

07

08

09

10



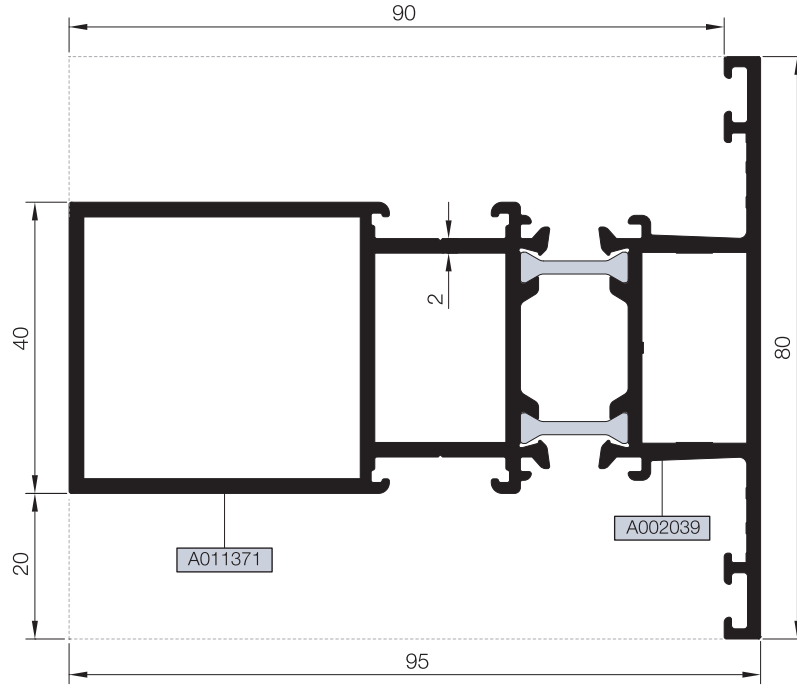
Nr		L m	KESİM ÖLÇÜSÜ CUTTING SIZE	AKS. KODU ACS. CODE
AT55M05 (Kasa ve orta kayıt içinde kullanılır)	A002073	25 J 03 (A010566)	25,5 mm	135 J 03
	A002040	25 J 04 (A010567)	25,5 mm	135 J 04
AT55M18 (Kasa ve orta kayıt içinde kullanılır)	A011195	25 J 03 (A010566)	25,5 mm	135 J 03
	A002040	25 J 04 (A010567)	25,5 mm	135 J 04

TAKVİYELİ ORTA KAYIT PROFİLLERİ
MULLION PROFILES

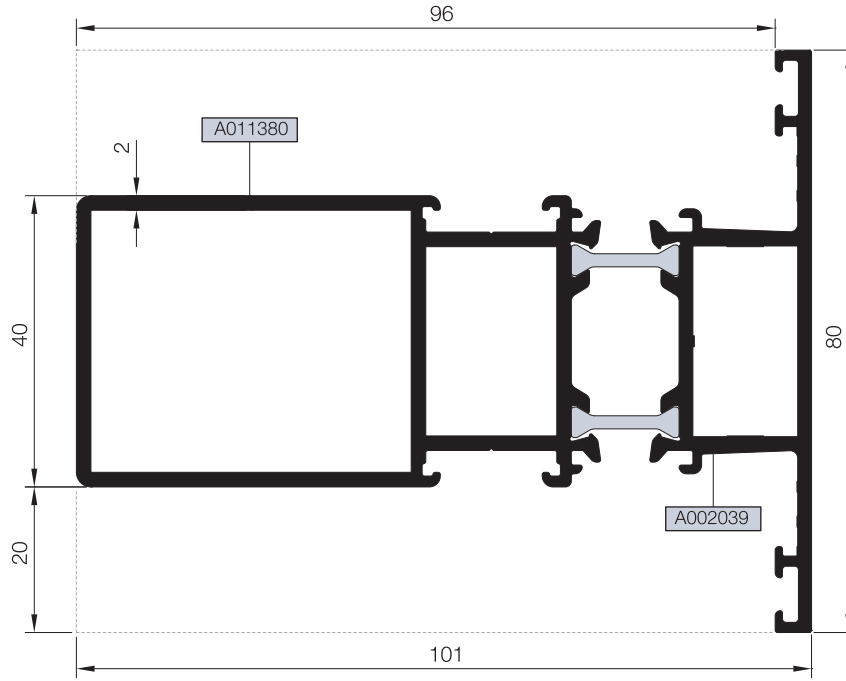
RWT55

KOD / CODE	AĞIRLIK (kg/m) / WEIGHT	Jxx cm ⁴	Jyy cm ⁴	L m	
AT55M20	2,368	61,872	24,511	6	
AT55M22	2,420	71,144	25,314	6	

AT55M20



AT55M22



Nr		L m	KESİM ÖLÇÜSÜ CUTTING SIZE	AKS. KODU ACS. CODE
AT55M20 (Kasa ve orta kayıt içinde kullanırsa)	A011371	25 J 04 (A010567)	25,5 mm	135 J 04
	A002039	25 J 03 (A010566)	25,5 mm	135 J 03
AT55M22 (Kasa ve orta kayıt içinde kullanırsa)	A011380	25 J 04 (A010567)	25,5 mm	135 J 04
	A002039	25 J 03 (A010566)	25,5 mm	135 J 03

01

02

03

04

05

06

07

08

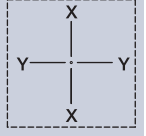
09

10

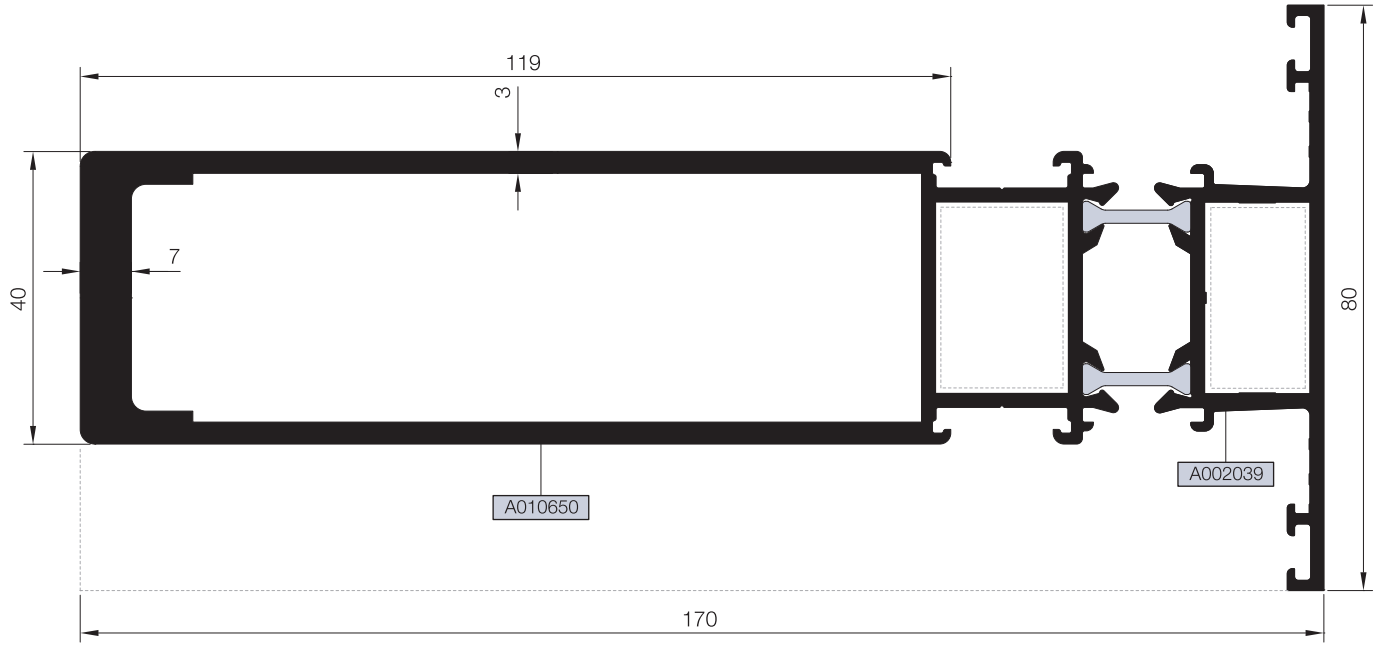
TAKVİYELİ ORTA KAYIT PROFİLLERİ
MULLION PROFILES

RWT55

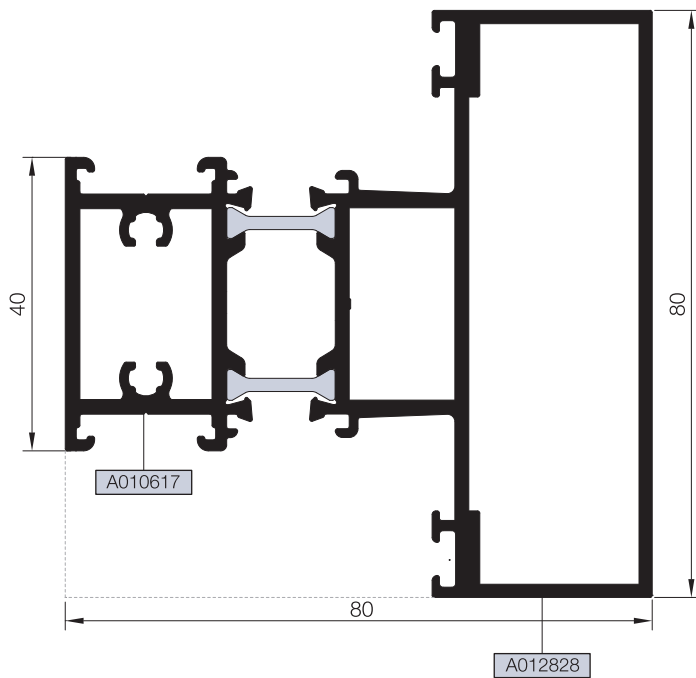
KOD / CODE	AĞIRLIK (kg/m) / WEIGHT	Jxx cm4	Jyy cm4	L m
AT55M11	4,314	417,388	44,590	6
AT55M26	2,517	85,418	139,99	6



AT55M11



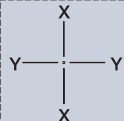
AT55M26

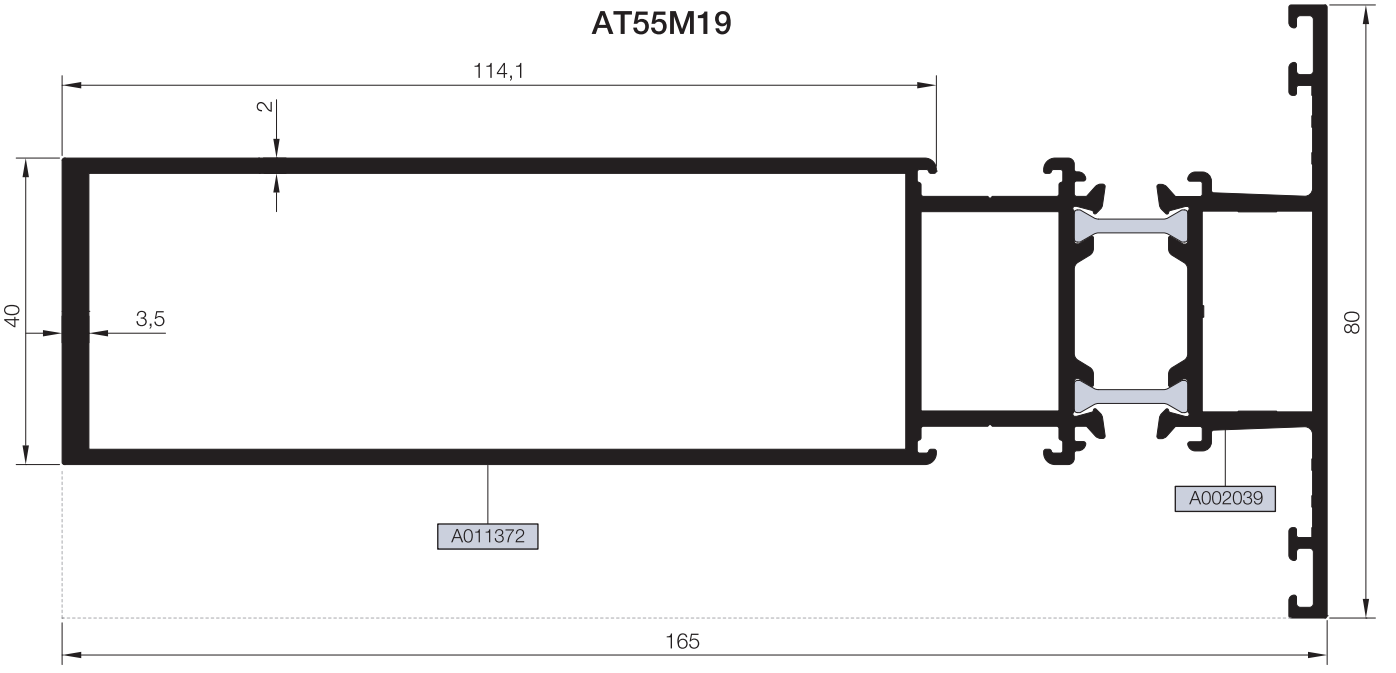
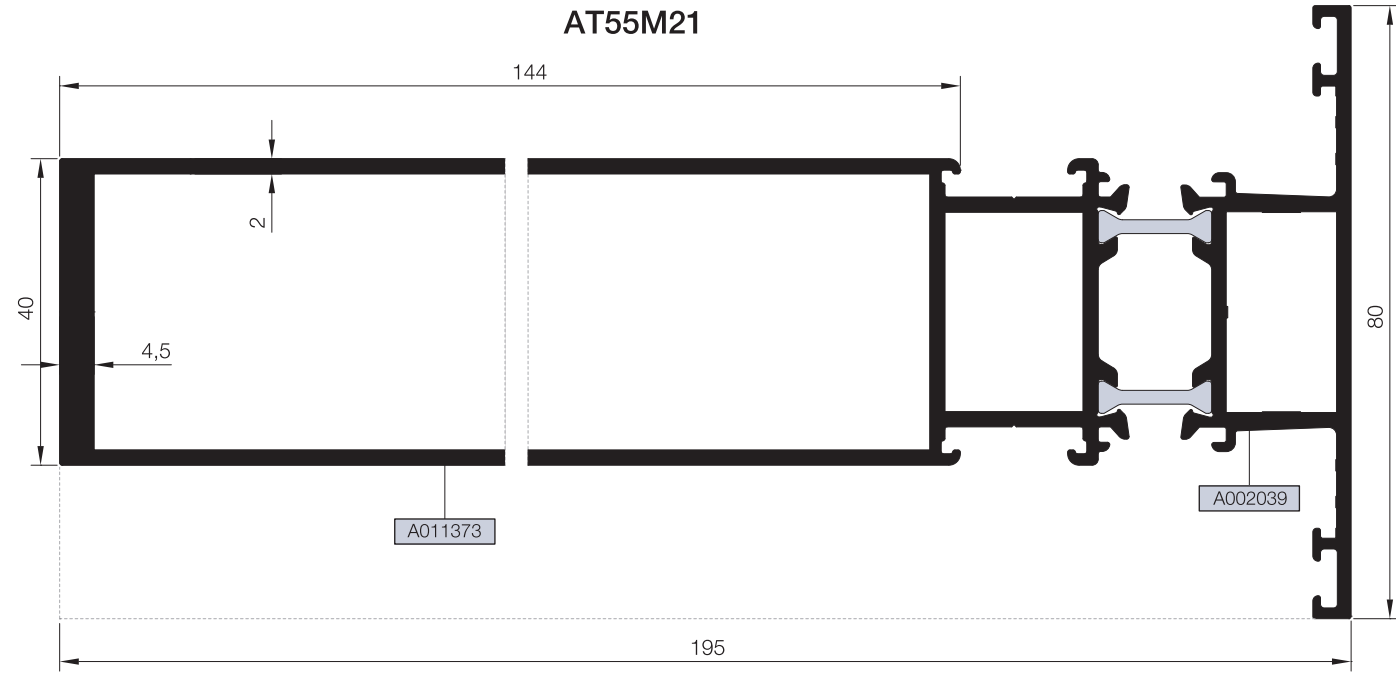


Nr		L m	KESİM ÖLÇÜSÜ CUTTING SIZE	AKS. KODU ACS. CODE
AT55M11 (Kasa ve orta kayıt içinde kullanırsanız)	A002039	25 J 03 (A010566)	25,5 mm	135 J 03
	A010650	25 J 04 (A010567)	25,5 mm	135 J 04

TAKVİYELİ ORTA KAYIT PROFİLLERİ
MULLION PROFILES

RWT55

KOD / CODE	AĞIRLIK (kg/m) / WEIGHT	Jxx cm4	Jyy cm4	L m	
AT55M21	3,696	468,826	39,936	6	
AT55M19	3,275	286,092	35,226	6	



01

02

03

04

05



06

07

08

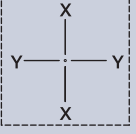
09

10

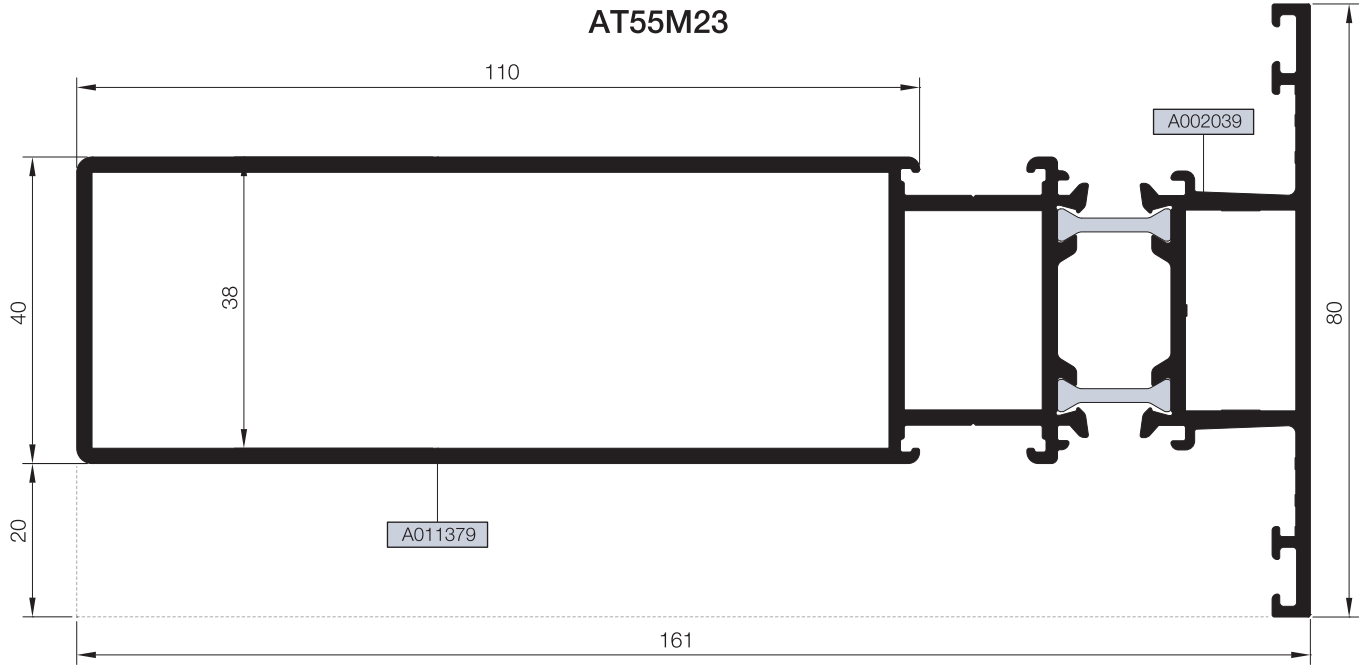
Nr		 L m	KESİM ÖLÇÜSÜ CUTTING SIZE	 AKS. KODU ACS. CODE
AT55M21 (Kasa ve orta kayıt içinde kullanırsa)	A011373	25 J 04 (A010567)	25,5 mm	135 J 04
	A002039	25 J 03 (A010566)	25,5 mm	135 J 03
AT55M19 (Kasa ve orta kayıt içinde kullanırsa)	A011372	25 J 04 (A010567)	25,5 mm	135 J 04
	A002039	25 J 03 (A010566)	25,5 mm	135 J 03

TAKVİYELİ ORTA KAYIT PROFİLLERİ
MULLION PROFILES

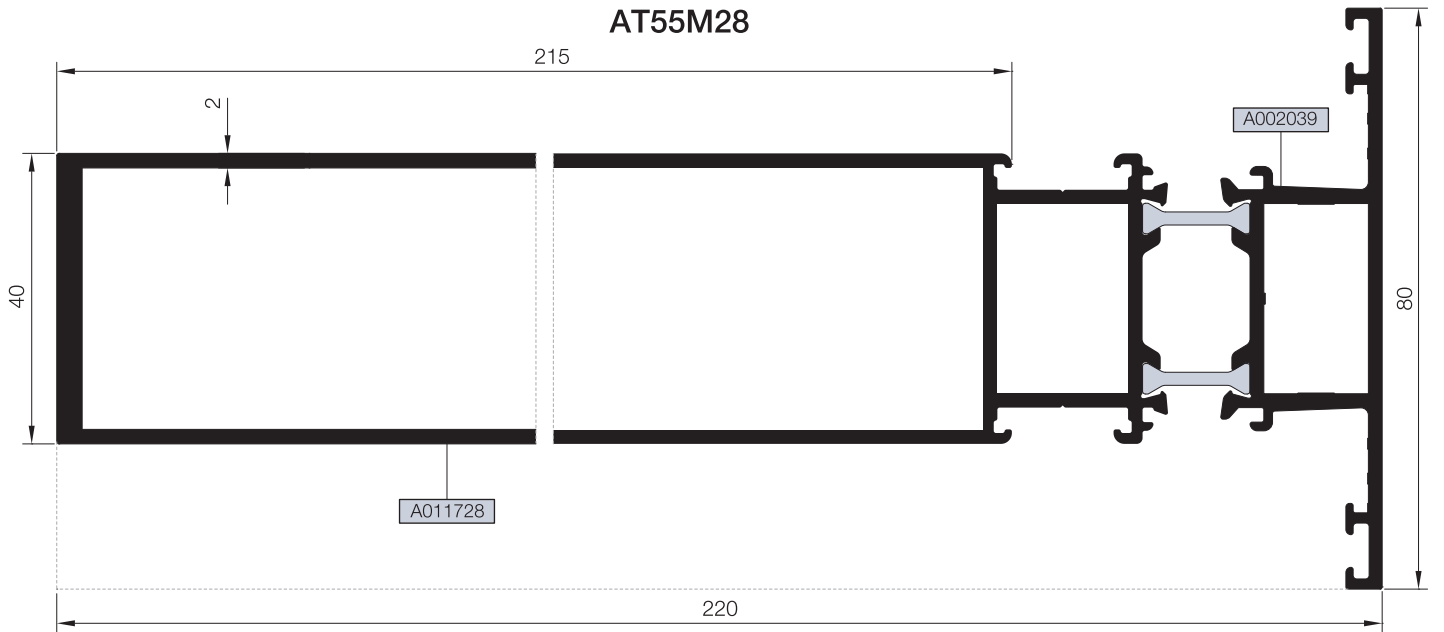
RWT55



KOD / CODE	AĞIRLIK (kg/m) / WEIGHT	Jxx cm ⁴	Jyy cm ⁴	L m	
AT55M23	3,079	233,224	33,986	6	
AT55M28	3,870	433,947	43,076	6	

AT55M23



AT55M28

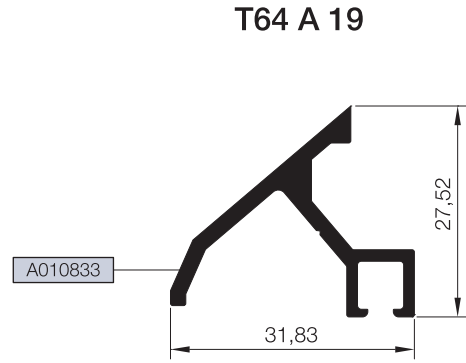
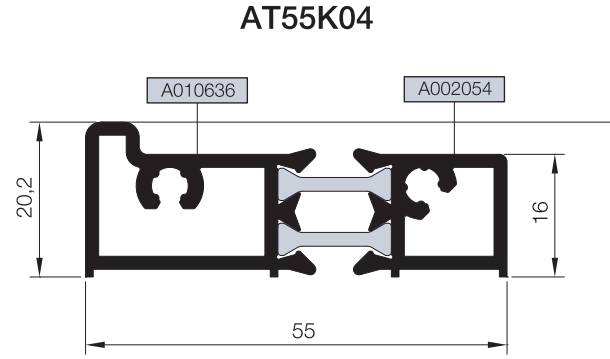
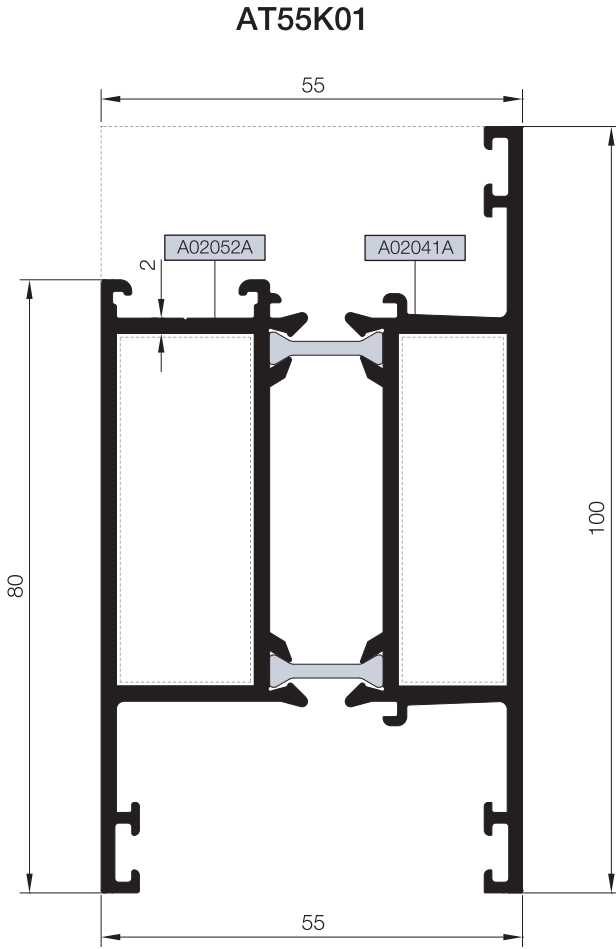


Nr		 L m	KESİM ÖLÇÜSÜ CUTTING SIZE	 AKS. KODU ACS. CODE
AT55M23 (Kasa ve orta kayıt içinde kullanırsanız)	A011379	25 J 04 (A010567)	25,5 mm	135 J 04
	A002039	25 J 03 (A010566)	25,5 mm	135 J 03
AT55M28 (Kasa ve orta kayıt içinde kullanırsanız)	A011728	25 J 04 (A010567)	25,5 mm	135 J 04
	A002039	25 J 03 (A010566)	25,5 mm	135 J 03

ETEK PROFİLLERİ
KICK PLATE PROFILES

RWT55

KOD / CODE	AĞIRLIK (kg/m) / WEIGHT	Jxx cm4	Jyy cm4	L m	
AT55K01	2,285	----	----	6	
AT55K04	1,033	----	----	6	
T64 A 19	0,381	----	----	6	



Nr		L m	KESİM ÖLÇÜSÜ CUTTING SIZE	AKS. KODU ACS. CODE
AT55K01 (Kasa ve orta kayıt içinde kullanılır)	A02041A	25 J 03 (A010566)	45,5 mm	136 J 03
	A02052A	25 J 04 (A010567)	45,5 mm	136 J 04
AT55K01 (Dışa açılm kanatlar içinde kullanılır)	A02041A	25 J 08 (A010653)	45,5 mm	136 J 08
	A02052A	25 J 04 (A010567)	45,5 mm	136 J 04
AT55K01 (İçe açılm kanatlar içinde kullanılır)	A02041A	25 J 05 (A011007)	45,5 mm	136 J 05
	A02052A	25 J 04 (A010567)	45,5 mm	136 J 04

01

02

03

04

05

06

07

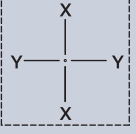
08

09

10

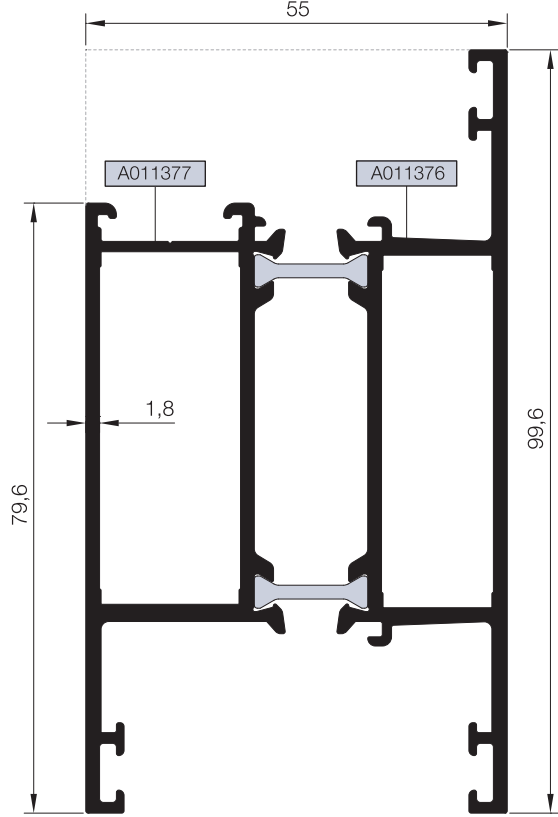
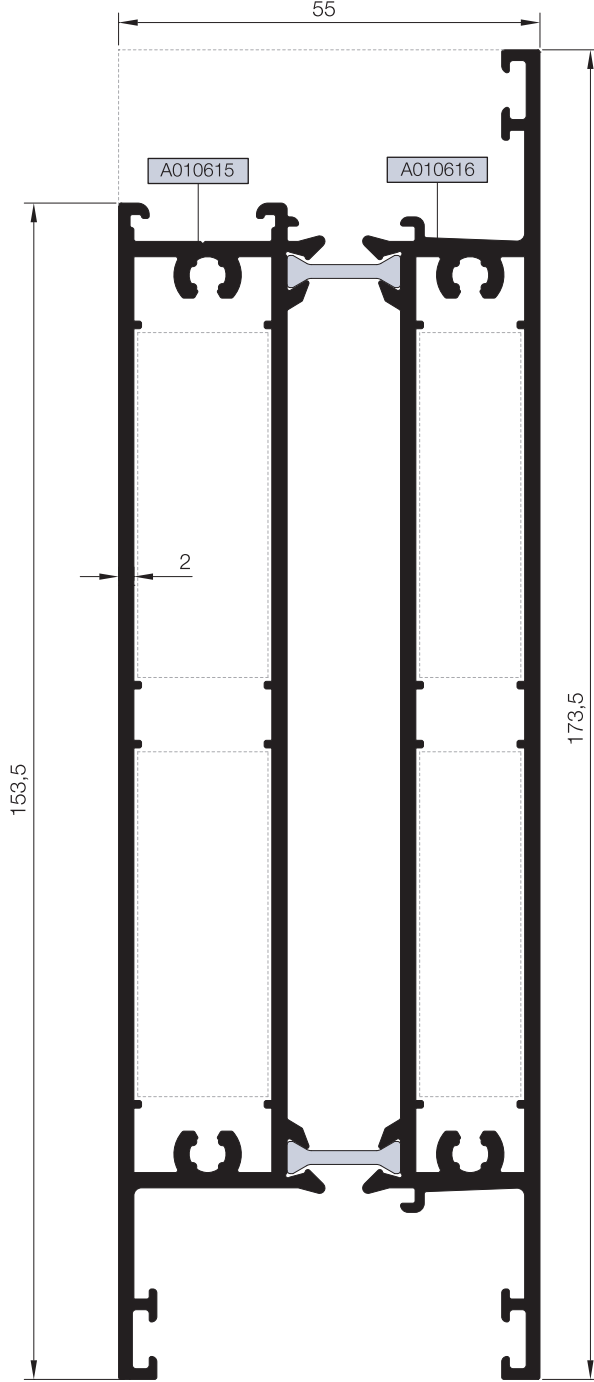
ETEK PROFİLLERİ
KICK PLATE PROFILES

RWT55

KOD / CODE	AĞIRLIK (kg/m) / WEIGHT	Jxx cm4	Jyy cm4	L m	
AT55K05	4,193	6,588	351,835	6	
AT55K06	2,168	23,539	47,998	6	

AT55K05

AT55K06



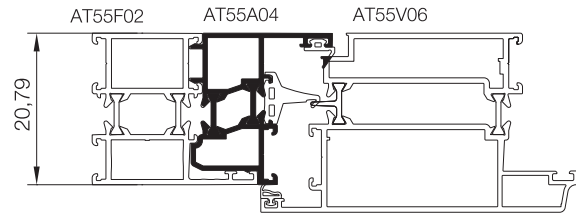
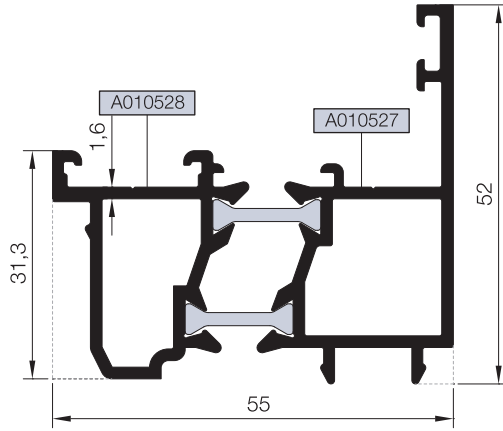
Nr		 L m	KESİM ÖLÇÜSÜ CUTTING SIZE	 AKS. KODU ACS. CODE
AT55K05 (Kasa ve orta kayıt içinde kullanırsa)	A010616	25 J 03 (A010566)	45,5 mm	136 J 03
	A010615	25 J 04 (A010567)	45,5 mm	136 J 04
AT55K05 (Dışa açılım kanatlar içinde kullanırsa)	A010616	25 J 08 (A010653)	45,5 mm	136 J 08
	A010615	25 J 04 (A010567)	45,5 mm	136 J 04
AT55K05 İçe açılım kanatlar içinde kullanırsa)	A010616	25 J 05 (A011007)	45,5 mm	136 J 05
	A010615	25 J 04 (A010567)	45,5 mm	136 J 04
AT55K06 (Kasa ve orta kayıt içinde kullanırsa)	A011376	25 J 03 (A010566)	45,5 mm	136 J 03
	A011377	25 J 04 (A010567)	45,5 mm	136 J 04
AT55K06 (Dışa açılım kanatlar içinde kullanırsa)	A011376	25 J 08 (A010653)	45,5 mm	136 J 08
	A011377	25 J 04 (A010567)	45,5 mm	136 J 04
AT55K06 İçe açılım kanatlar içinde kullanırsa)	A011376	25 J 05 (A011007)	45,5 mm	136 J 05
	A011377	25 J 04 (A010567)	45,5 mm	136 J 04

ADAPTÖR PROFİLLERİ
ADAPTER PROFILES

RWT55

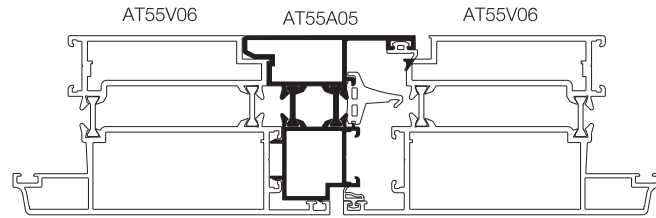
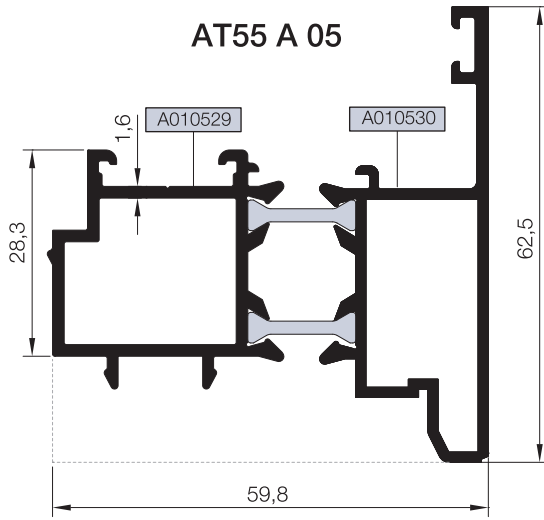
KOD / CODE	AĞIRLIK (kg/m) / WEIGHT	Jxx cm ⁴	Jyy cm ⁴	L m	
AT55A04	1,203	----	----	6	
AT55A05	1,314	----	----	6	
AT55A20	1,264	----	----	6	

AT55A04



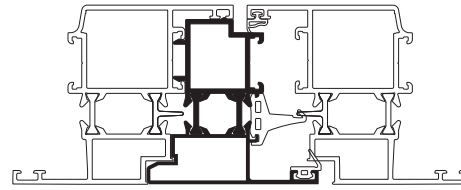
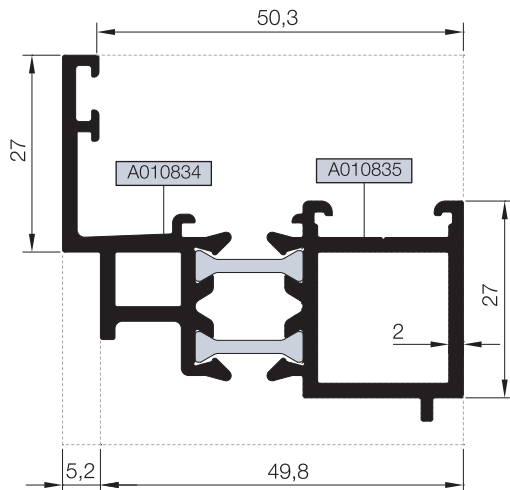
Ölçek/Scale: 1/2

AT55 A 05

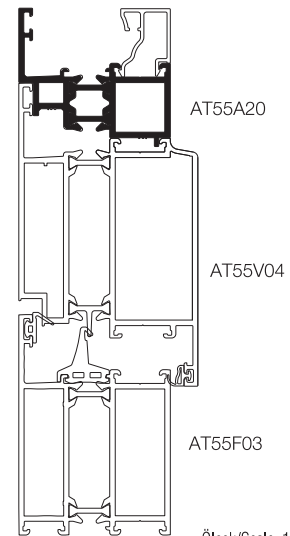


Ölçek/Scale: 1/2

AT55A20



Ölçek/Scale: 1/2



Ölçek/Scale: 1/2

01

02

03

04

05

06

07

08

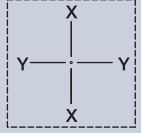
09

10

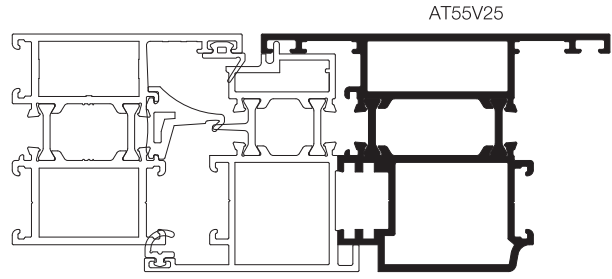
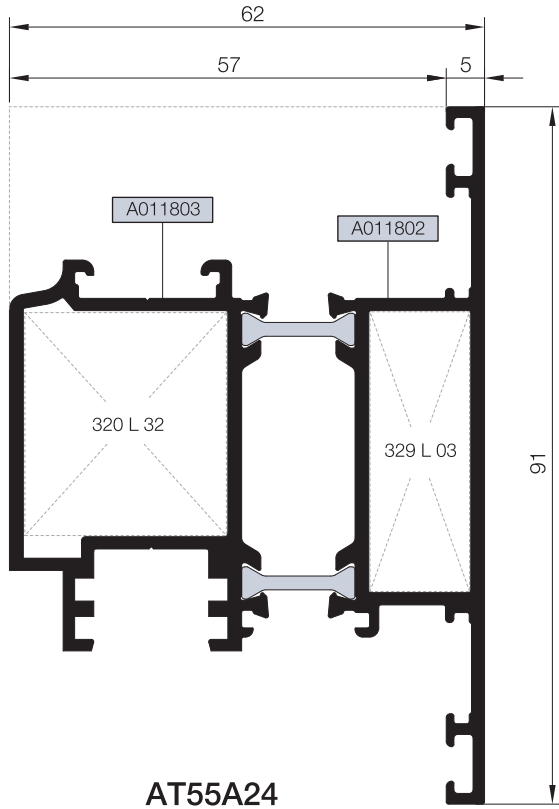
PİVOT KANAT VE ADAPTÖR PROFİLLERİ
VENT & ADAPTER PROFILES FOR PIVOT

RWT55

KOD / CODE	AĞIRLIK (kg/m) / WEIGHT	Jxx cm4	Jyy cm4	L m
AT55V25	1,919	21,128	27,264	6
AT55A24	1,372	----	----	6

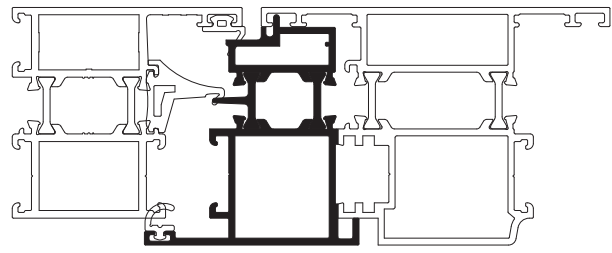
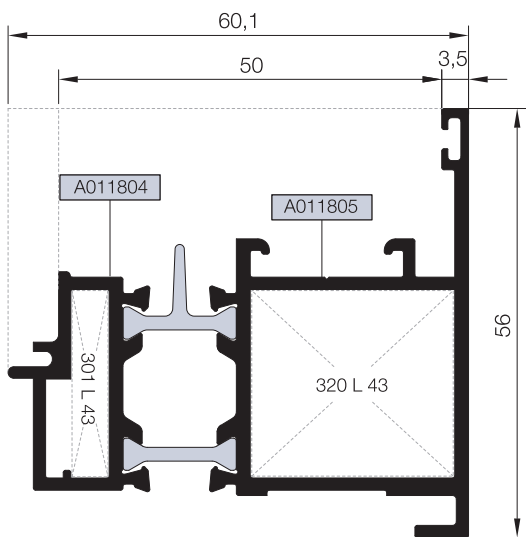


AT55V25



Ölçek/Scale: 1/2

AT55A24



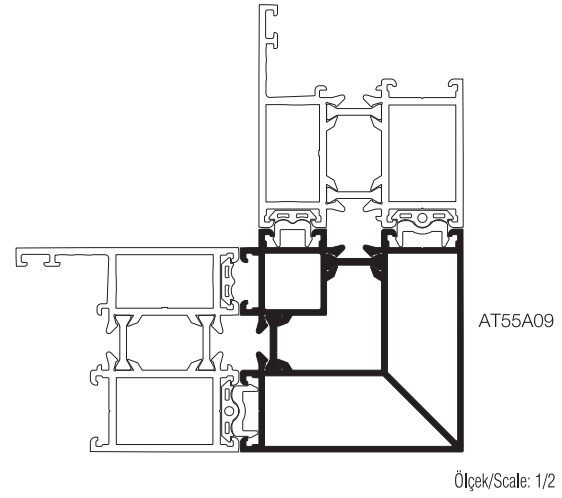
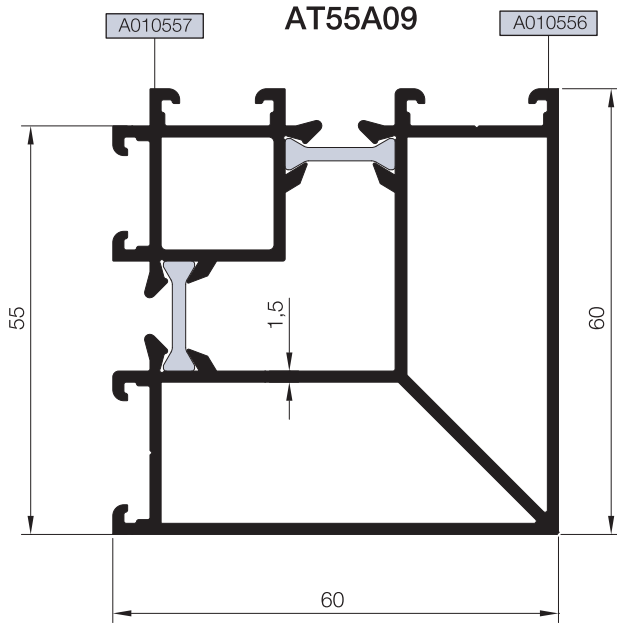
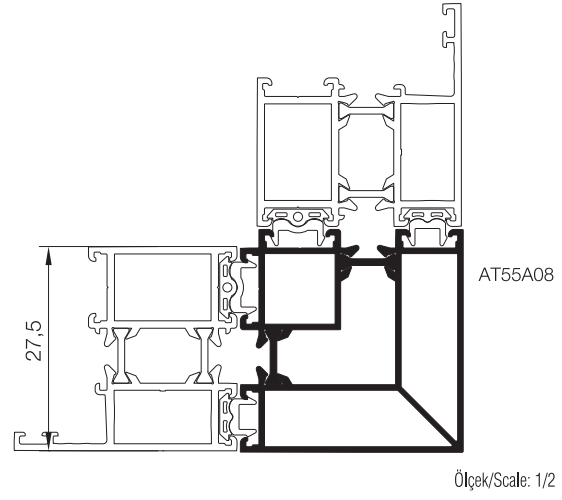
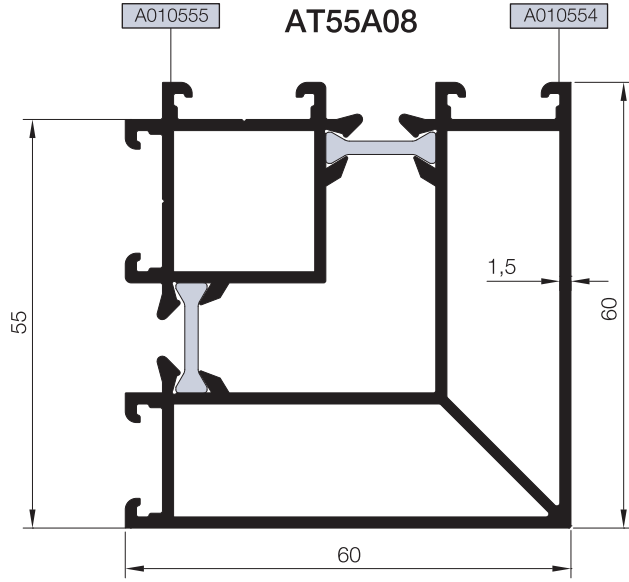
Ölçek/Scale: 1/2

Nr		L m	KESİM ÖLÇÜSÜ CUTTING SIZE	AKS. KODU ACS. CODE
AT55V25	A011803	25 L 32 (A002430)	26,3 mm	320 L 32
	A011802	25 L 03 (A002021)	13,0 mm	329 L 03
AT55A24	A011804	25 L 43 (A010785)	4,7 mm	301 L 43
	A011805	25 L 43 (A010785)	26,3 mm	320 L 43

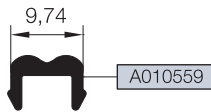
ADAPTÖR PROFİLLERİ
ADAPTER PROFILES

RWT55

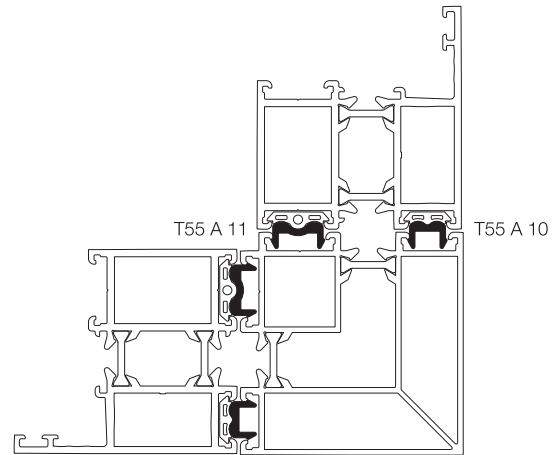
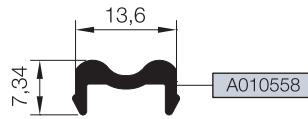
KOD / CODE	AĞIRLIK (kg/m) / WEIGHT	Jxx cm4	Jyy cm4	L m	
AT55A08	1,797	25,024	25,024	6	
AT55A09	1,778	24,785	24,795	6	
T55 A 10	0,099	----	----	6	
T55 A 11	0,127	----	----	6	



T55 A 10



T55 A 11



01

02

03

04

05

06

07

08

09

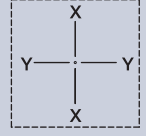
10

ADAPTÖR VE TİJ PROFİLLERİ

ADAPTER AND SLIDING ROD PROFILES

RWT55

KOD / CODE	AĞIRLIK (kg/m) / WEIGHT	Jxx cm4	Jyy cm4	L m
T55 A 12	0,205	----	----	6
T55 A 13	0,220	----	----	6
25 P 01	0,185	----	----	6
25 I 07	0,143	----	----	6
25 I 04	0,153	----	----	6



01

02

03

04

05

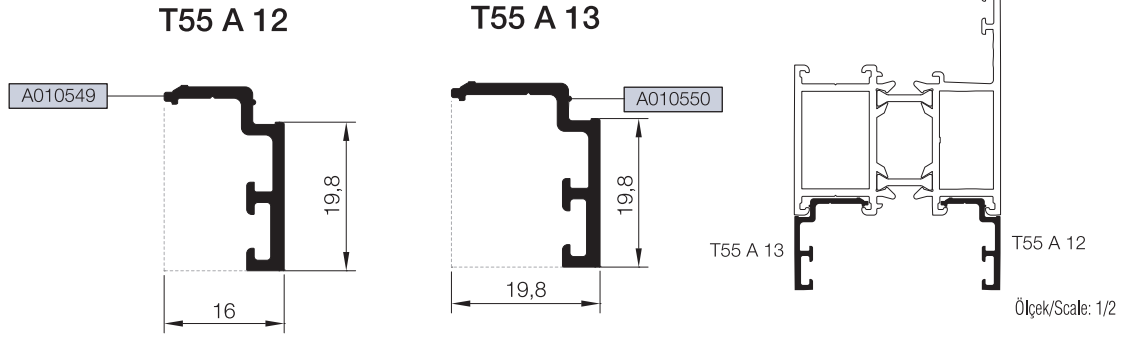
06

07

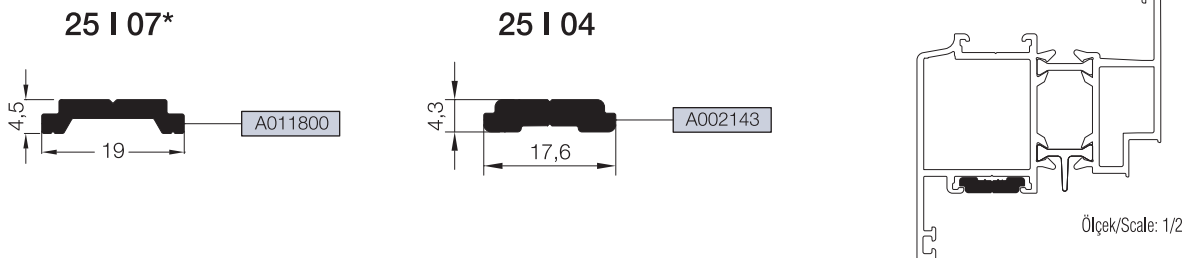
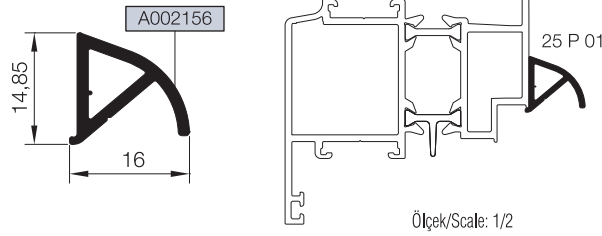
08

09

10



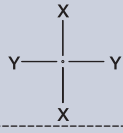
25 P 01



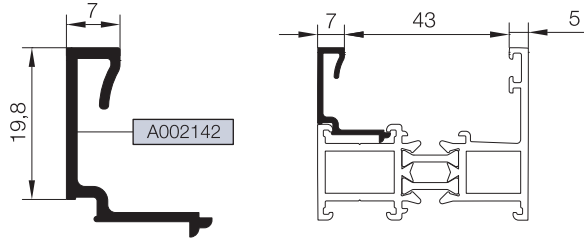
*Giesse kol ve kilitleme aksesuarları sadece 25 I 07 tij profili ile kullanılmalıdır.
Giesse handle and locking accessories should be used with only 25 I 07 rod profile

CAM ÇITA PROFİLLERİ
GLAZING BEAD PROFILES

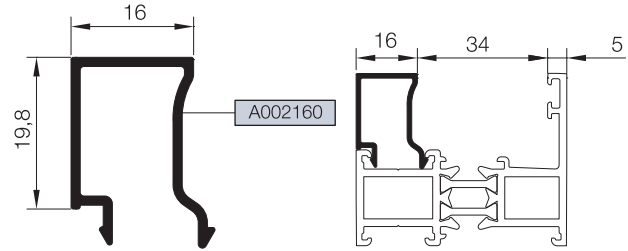
RWT55

KOD / CODE	AĞIRLIK (kg/m) / WEIGHT	L m	KOD / CODE	AĞIRLIK (kg/m) / WEIGHT	L m	
25 G 21	0,196	6	25 G 09	0,229	6	
25 G 37	0,206	6	25 G 12	0,270	6	
25 G 11	0,224	6	25 G 13	0,278	6	
25 G 10	0,225	6	25 G 14	0,280	6	

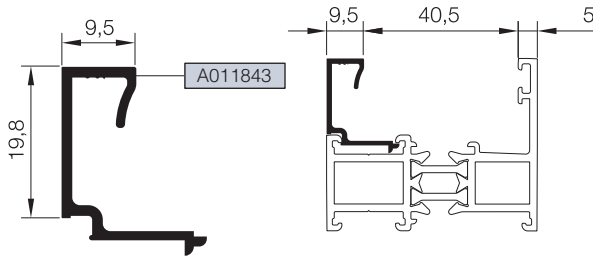
25 G 21



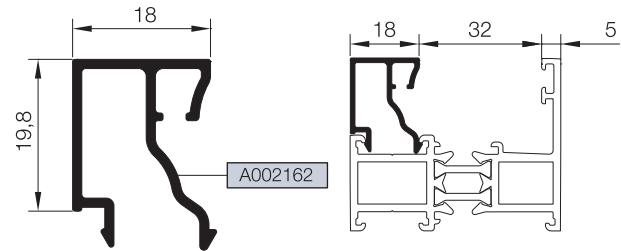
25 G 09



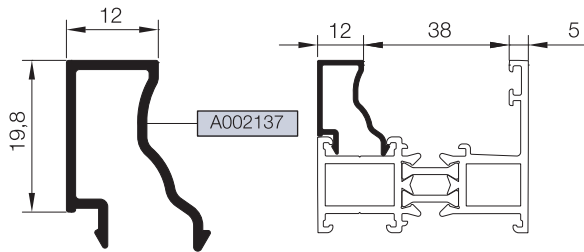
25 G 37



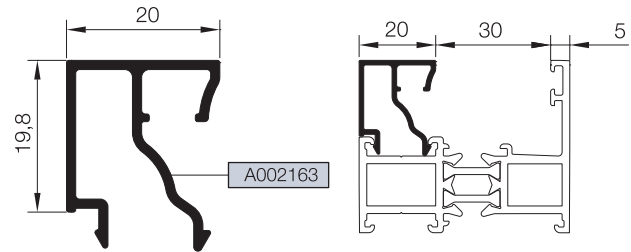
25 G 12



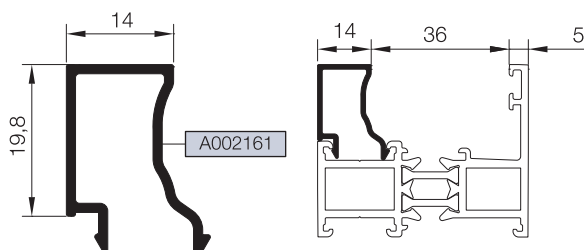
25 G 11



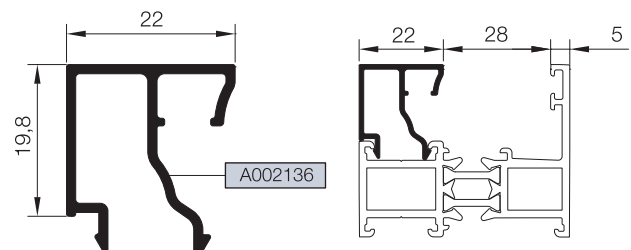
25 G 13



25 G 10



25 G 14



01

02

03

04

05

06

07

08

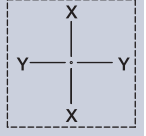
09

10

CAM ÇITA PROFİLLERİ
GLAZING BEAD PROFILES

RWT55

KOD / CODE	AĞIRLIK (kg/m) / WEIGHT	L m	KOD / CODE	AĞIRLIK (kg/m) / WEIGHT	L m
25 G 15	0,282	6	25 G 08	0,309	6
25 G 16	0,287	6	25 G 19	0,317	6
25 G 17	0,292	6	25 G 20	0,327	6
25 G 18	0,300	6			



01

02

03

04

05

06

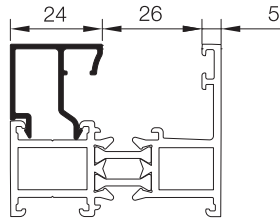
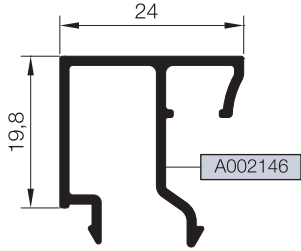
07

08

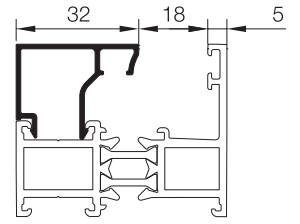
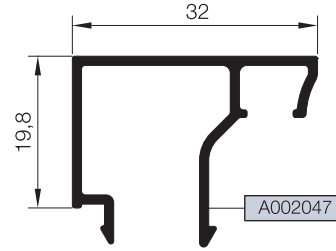
09

10

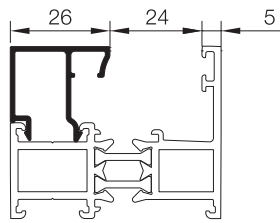
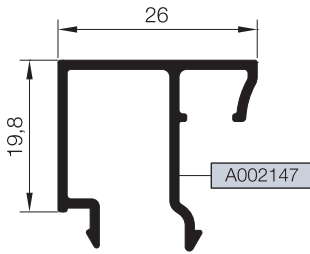
25 G 15



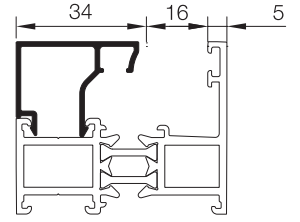
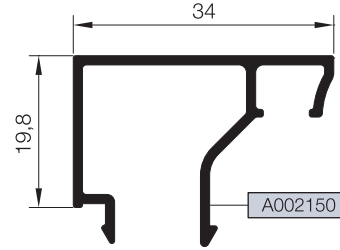
25 G 08



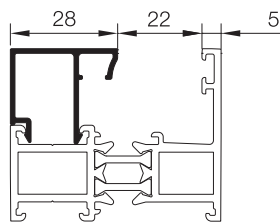
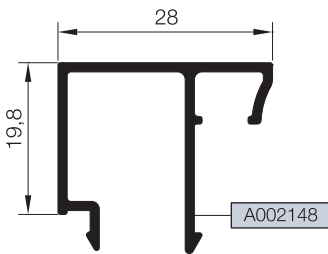
25 G 16



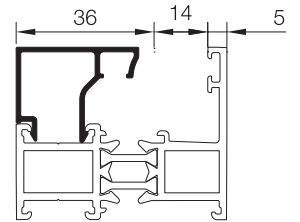
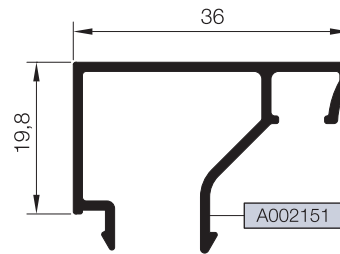
25 G 19



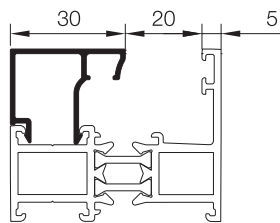
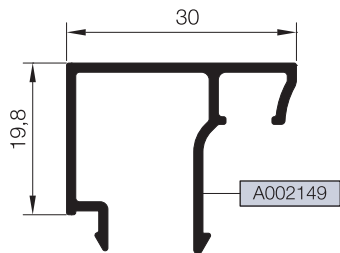
25 G 17



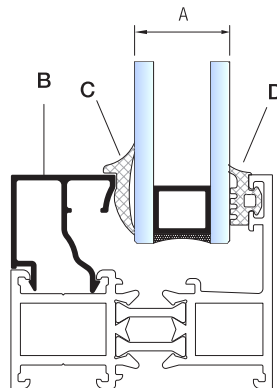
25 G 20



25 G 18



B CAM ÇİTASI GLAZING BEAD	C İÇ CAM FİTİLİ GLAZING GASKET	A CAM KALINLIĞI GLASS THICKNESS	D DIŞ CAM FİTİLİ GLAZING GASKET
25 G 20	01.17.05	5 mm	01.11.15
25 G 20	01.17.04	6 mm	01.11.15
25 G 20	01.17.03	7 mm	01.11.15
25 G 19	01.17.04	8 mm	01.11.15
25 G 19	01.17.03	9 mm	01.11.15
25 G 08	01.17.04	10 mm	01.11.15
25 G 08	01.17.03	11 mm	01.11.15
25 G 18	01.17.04	12 mm	01.11.15
25 G 18	01.17.03	13 mm	01.11.15
25 G 17	01.17.04	14 mm	01.11.15
25 G 17	01.17.03	15 mm	01.11.15
25 G 16	01.17.04	16 mm	01.11.15
25 G 16	01.17.03	17 mm	01.11.15
25 G 15	01.17.04	18 mm	01.11.15
25 G 15	01.17.03	19 mm	01.11.15
25 G 14	01.17.04	20 mm	01.11.15
25 G 14	01.17.03	21 mm	01.11.15
25 G 13	01.17.04	22 mm	01.11.15
25 G 13	01.17.03	23 mm	01.11.15
25 G 12	01.17.04	24 mm	01.11.15
25 G 12	01.17.03	25 mm	01.11.15
25 G 09	01.17.04	26 mm	01.11.15
25 G 09	01.17.03	27 mm	01.11.15
25 G 10	01.17.04	28 mm	01.11.15
25 G 10	01.17.03	29 mm	01.11.15
25 G 11	01.17.04	30 mm	01.11.15
25 G 11	01.17.03	31 mm	01.11.15
25 G 37	01.17.05	32 mm	01.11.15
25 G 37	01.17.04	33 mm	01.11.15
25 G 21	01.17.05	34 mm	01.11.15
25 G 21	01.17.04	35 mm	01.11.15
25 G 21	01.17.03	36 mm	01.11.15



01

02

03

04

05

06

07

08

09

10

RWT55

TAKOZLAR (CLEATS)

01	PROFİL KODU (PROFILE CODE)	25 L 03	25 L 04	25 L 13	25 L 16
02	FABRİKA KODU (FACTORY CODE)	A002021	A002211	A002058	A002061
	AĞIRLIK (WEIGHT)	4,315 kg/m	7,711 kg/m	3,561 kg/m	3,554 kg/m
	ÇİZİM (DRAWING)				
03	PROFİL KODU (PROFILE CODE)	25 L 25	25 L 26	25 L 29	25 L 30
04	FABRİKA KODU (FACTORY CODE)	A010539	A010540	A010543	A010544
	AĞIRLIK (WEIGHT)	8,384 kg/m	4,870 kg/m	3,582 kg/m	13,748 kg/m
	ÇİZİM (DRAWING)				
05	PROFİL KODU (PROFILE CODE)	25 L 31	25 L 32	25 L 35	25 L 38
06	FABRİKA KODU (FACTORY CODE)	A010545	A002430	A010076	A002074
	AĞIRLIK (WEIGHT)	10,169 kg/m	3,702 kg/m	4,192 kg/m	4,854 kg/m
	ÇİZİM (DRAWING)				
07	PROFİL KODU (PROFILE CODE)	25 L 43	25 L 51	25 L 52	25 L 67
08	FABRİKA KODU (FACTORY CODE)	A010785	A010887	A010888	A011006
	AĞIRLIK (WEIGHT)	6,427 kg/m	4,409 kg/m	4,377 kg/m	3,258 kg/m
	ÇİZİM (DRAWING)				
09	PROFİL KODU (PROFILE CODE)	25 L 68			
10	FABRİKA KODU (FACTORY CODE)	A011005			
	AĞIRLIK (WEIGHT)	7,318 kg/m			
	ÇİZİM (DRAWING)				

RWT55

ORTA KAYIT BAĞLANTI (MULLION CONNECTION PIECE)

PROFİL KODU (PROFILE CODE)	25 J 03	25 J 04	25 J 05	25 J 08
FABRİKA KODU (FACTORY CODE)	A010566	A010567	A011007	A010653
AĞIRLIK (WEIGHT)	0,664 kg/m	0,797 kg/m	0,723 kg/m	0,847 kg/m
ÇİZİM (DRAWING)				

KÖŞE TAKOZLARI (CORNER CLEATS)

Nr		L m	KESİM ÖLÇÜSÜ CUTTING SIZE	AKS. KODU ACS. CODE
AT55F01	A002038	25 L 13 (A002058)	17,7 mm	120 L 13
	A002043	25 L 13 (A002058)	13,9 mm	119 L 13
AT55F02	A002040	25 L 16 (A002061)	17,7 mm	120 L 16
	A010552	25 L 16 (A002061)	13,9 mm	119 L 16
AT55F03	A02042A	25 L 26 (A010540)	17,7 mm	120 L 26
	A010553	25 L 26 (A010540)	13,9 mm	119 L 26
AT55F04	A010822	25 L 13 (A002058)	18,4 mm	188 L 13
	A010823	25 L 13 (A002058)	14,7 mm	191 L 13
AT55F05	A010839	25 L 16 (A002061)	17,7 mm	120 L 16
	A010552	25 L 16 (A002061)	13,9 mm	119 L 16
AT55F06	A010901	25 L 26 (A010540)	16,0 mm	199 L 26
	A010902	25 L 26 (A010540)	12,2 mm	200 L 26
AT55F07	A010850	25 L 16 (A002061)	18,4 mm	188 L 16
	A010952	25 L 16 (A002061)	14,7 mm	191 L 16
AT55F08	A011292	25 L 16 (A002061)	13,9 mm	119 L 16
	A011291	25 L 16 (A002061)	13,9 mm	119 L 16
AT55F09	A010650	25 L 16 (A002061)	17,7 mm	120 L 16
	A010552	25 L 16 (A002061)	13,9 mm	119 L 16
AT55F10	A002040	25 L 16 (A002061)	17,7 mm	120 L 16
	A011401	25 L 16 (A002061)	13,9 mm	119 L 16
AT55F11	A02052A	25 L 26 (A010540)	17,7 mm	120 L 16
	A010553	25 L 26 (A010540)	13,9 mm	119 L 16
AT55V04	A010522	25 L 25 (A010539)	27,7 mm	108 L 25
	A010521	25 L 30 (A010539)	5,7 mm	129 L 30
AT55V05	A010518	25 L 32 (A002430)	28,1 mm	126 L 32
	A010519	25 L 29 (A010543)	6,1 mm	127 L 29
AT55V06	A010523	25 L 31 (A010545)	23,9 mm	130 L 31
	A010524	25 L 31 (A010545)	5,7 mm	129 L 31
AT55V07	A010824	25 L 38 (A002074)	28,5 mm	121 L 38
	A010825	25 L 35 (A010076)	6,4 mm	168 L 35
AT55V10	A010777	25 L 25 (A010539)	27,7 mm	108 L 25
	A010521	25 L 30 (A010544)	5,7 mm	129 L 30
AT55V11	A010852	25 L 32 (A002430)	28,1 mm	126 L 32
	A010853	25 L 29 (A010543)	6,0 mm	100 L 29

Nr		L m	KESİM ÖLÇÜSÜ CUTTING SIZE	AKS. KODU ACS. CODE
AT55V12	A010904	25 L 25 (A010539)	27,0 mm	157 L 25
	A010905	25 L 30 (A010544)	5,2 mm	185 L 30
AT55V13	A010931	25 L 67 (A011006)	28,1 mm	126 L 67
	A010853	25 L 29 (A010543)	6,0 mm	100 L 29
AT55V14	A010981	25 L 68 (A011005)	28,1 mm	126 L 68
	A010982	25 L 04 (A002211)	5,8 mm	167 L 04
AT55V15	A010984	25 L 25 (A010539)	5,8 mm	167 L 25
	A010983	25 L 68 (A011005)	24,3 mm	235 L 68
AT55V16	A010985	25 L 52 (A010888)	28,1 mm	126 L 52
	A010986	25 L 03 (A002021)	6,0 mm	100 L 03
AT55V19	A011375	25 L 31 (A010545)	6,0 mm	100 L 31
	A011374	25 L 31 (A010545)	24,2 mm	299 L 31
AT55V20	A011403	25 L 32 (A002430)	27,5 mm	176 L 32
	A011404	25 L 29 (A010543)	5,5 mm	238 L 29
AT55V21	A011462	25 L 51 (A010887)	27,5 mm	176 L 51
	A011463	25 L 35 (A010076)	5,5 mm	238 L 35
AT55V25	A011803	25 L 32 (A002430)	26,3 mm	320 L 32
	A011802	25 L 03 (A002021)	13,0 mm	329 L 03
AT55A24	A011804	25 L 43 (A010785)	4,7 mm	301 L 43
	A011805	25 L 43 (A010785)	26,3 mm	320 L 43
AT55M01	A002037	25 L 13 (A002058)	13,9 mm	119 L 13
	A002038	25 L 13 (A002058)	17,7 mm	120 L 13
AT55M02	A002039	25 L 16 (A002061)	13,9 mm	119 L 16
	A002040	25 L 16 (A002061)	17,7 mm	120 L 16
AT55M03	A02041A	25 L 26 (A010540)	13,9 mm	119 L 26
	A02042A	25 L 26 (A010540)	17,7 mm	120 L 26
AT55M12	A010822	25 L 13 (A002058)	18,4 mm	188 L 13
	A010826	25 L 13 (A002058)	14,7 mm	191 L 13
AT55M13	A010850	25 L 16 (A002061)	18,4 mm	188 L 16
	A010851	25 L 16 (A002061)	14,7 mm	191 L 16
AT55M14	A010901	25 L 26 (A010540)	16,0 mm	199 L 26
	A010903	25 L 26 (A010540)	12,2 mm	200 L 26

01

02

03

04

05

06

07



08



09



10

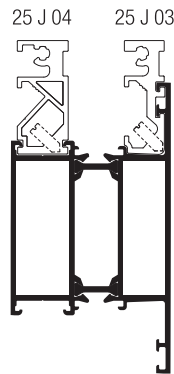
RWT55

ORTA KAYIT BAĞLANTI (MULLION CONNECTION PIECE)

Kasa ve Orta Kayıt içinde kullanılırsa (Use in frame and mullion)				
Nr		 L m	KESİM ÖLÇÜSÜ CUTTING SIZE	 AKS. KODU ACS. CODE
AT55M01	A002037	25 J 03 (A010566)	10,5 mm	102 J 03
	A002038	25 J 04 (A010567)	10,5 mm	102 J 04
AT55M02	A002039	25 J 03 (A010566)	25,5 mm	135 J 03
	A002040	25 J 04 (A010567)	25,5 mm	135 J 04
AT55M03	A002041A	25 J 03 (A010566)	45,5 mm	136 J 03
	A002042A	25 J 04 (A010567)	45,5 mm	136 J 04
AT55M04	A010525	25 J 03 (A010566)	80,5 mm	137 J 03
	A010526	25 J 04 (A010567)	80,5 mm	137 J 04
AT55M05	A002073	25 J 03 (A010566)	25,5 mm	135 J 03
	A002040	25 J 04 (A010567)	25,5 mm	135 J 04
AT55M10	A002037	25 J 03 (A010566)	10,5 mm	102 J 03
	A010649	25 J 04 (A010567)	10,5 mm	102 J 04
AT55M11	A002039	25 J 03 (A010566)	25,5 mm	135 J 03
	A010650	25 J 04 (A010567)	25,5 mm	135 J 04
AT55M12	A010822	25 J 04 (A010567)	10,7 mm	103 J 04
	A010826	25 J 03 (A010566)	10,7 mm	103 J 03
AT55M13	A010851	25 J 03 (A010566)	25,5 mm	135 J 03
	A010850	25 J 04 (A010567)	25,5 mm	135 J 04
AT55M18	A011195	25 J 03 (A010566)	25,5 mm	135 J 03
	A002040	25 J 04 (A010567)	25,5 mm	135 J 04
AT55M19	A011372	25 J 04 (A010567)	25,6 mm	276 J 04
	A002039	25 J 03 (A010566)	25,6 mm	276 J 03
AT55M20	A011371	25 J 04 (A010567)	25,6 mm	276 J 04
	A002039	25 J 03 (A010566)	25,6 mm	276 J 03
AT55M21	A011373	25 J 04 (A010567)	25,6 mm	276 J 04
	A002039	25 J 03 (A010566)	25,6 mm	276 J 03
AT55M22	A011380	25 J 04 (A010567)	25,6 mm	276 J 04
	A002039	25 J 03 (A010566)	25,6 mm	276 J 03
AT55M23	A011379	25 J 04 (A010567)	25,6 mm	276 J 04
	A002039	25 J 03 (A010566)	25,6 mm	276 J 03
AT55K01	A02041A	25 J 03 (A010566)	45,5 mm	136 J 03
	A02052A	25 J 04 (A010567)	45,5 mm	136 J 04
AT55K05	A010616	25 J 03 (A010566)	45,5 mm	136 J 03
	A010615	25 J 04 (A010567)	45,5 mm	136 J 04
AT55K06	A011376	25 J 03 (A010566)	45,5 mm	136 J 03
	A011377	25 J 04 (A010567)	45,5 mm	136 J 04

Kanat profili içinde kullanılırsa (Use in Vent Profile)				
Nr		 L m	KESİM ÖLÇÜSÜ CUTTING SIZE	 AKS. KODU ACS. CODE
AT55M01	A002037	25 J 05 (A011007)	10,5 mm	102 J 05
	A002038	25 J 04 (A010567)	10,5 mm	102 J 04
AT55M02	A002039	25 J 05 (A011007)	25,5 mm	135 J 05
	A002040	25 J 04 (A010567)	25,5 mm	135 J 04
AT55M03	A002041A	25 J 05 (A011007)	45,5 mm	136 J 05
	A002042A	25 J 04 (A010567)	45,5 mm	136 J 04
AT55M04	A010525	25 J 05 (A011007)	80,5 mm	137 J 05
	A010526	25 J 04 (A010567)	80,5 mm	137 J 04
AT55K01	A002037	25 J 05 (A011007)	45,5 mm	136 J 05
	A02052A	25 J 04 (A010567)	45,5 mm	136 J 04
AT55K05	A010616	25 J 05 (A011007)	45,5 mm	136 J 05
	A010615	25 J 04 (A010567)	45,5 mm	136 J 04
AT55M06	A011376	25 J 05 (A011007)	45,5 mm	136 J 05
	A011377	25 J 04 (A010567)	45,5 mm	136 J 04

Dışa açılım kanat profili içinde kullanılırsa (Use in Outside Vent Profile)				
Nr		 L m	KESİM ÖLÇÜSÜ CUTTING SIZE	 AKS. KODU ACS. CODE
AT55M01	A002037	25 J 08 (A010653)	10,5 mm	102 J 08
	A002038	25 J 04 (A010567)	10,5 mm	102 J 04
AT55M02	A002039	25 J 08 (A010653)	25,5 mm	135 J 08
	A002040	25 J 04 (A010567)	25,5 mm	135 J 04
AT55M03	A002041A	25 J 08 (A010653)	45,5 mm	136 J 08
	A002042A	25 J 04 (A010567)	45,5 mm	136 J 04
AT55M04	A010525	25 J 08 (A010653)	80,5 mm	137 J 08
	A010526	25 J 04 (A010567)	80,5 mm	137 J 04
AT55K01	A02041A	25 J 08 (A010653)	45,5 mm	136 J 08
	A02052A	25 J 04 (A010567)	45,5 mm	136 J 04
AT55K05	A010616	25 J 08 (A010653)	45,5 mm	136 J 08
	A010615	25 J 04 (A010567)	45,5 mm	136 J 04
AT55M06	A011376	25 J 08 (A010653)	45,5 mm	136 J 08
	A011377	25 J 04 (A010567)	45,5 mm	136 J 04



RWT55

STOKTA BULUNAN SİSTEM PROFİLLERİNİN LİSTESİ (LIST OF SYSTEM PROFILES IN STOCK)

Nr			MIN. SİPARİŞ MİKTARI MIN. ORDER QUANTITY
AT55F01	A002038	75 kg	150 kg
	A002043	75 kg	
AT55F02	A002040	75 kg	150 kg
	A010552	75 kg	
AT55F03	A02042A	75 kg	150 kg
	A010553	75 kg	
AT55F04	A010822	75 kg	150 kg
	A010823	75 kg	
AT55F07	A010850	75 kg	150 kg
	A010952	75 kg	
AT55V04	A010522	75 kg	150 kg
	A010521	75 kg	
AT55V05	A010518	75 kg	150 kg
	A010519	75 kg	
AT55V06	A010523	75 kg	150 kg
	A010524	75 kg	
AT55V07	A010824	75 kg	150 kg
	A010825	75 kg	
AT55V11	A010852	75 kg	150 kg
	A010853	75 kg	
AT55V13	A010931	75 kg	150 kg
	A010853	75 kg	
AT55V14	A010981	75 kg	150 kg
	A010982	75 kg	
AT55V16	A010985	75 kg	150 kg
	A010986	75 kg	
AT55V19	A011374	75 kg	150 kg
	A011375	75 kg	
AT55M01	A002038	75 kg	150 kg
	A002037	75 kg	
AT55M02	A002040	75 kg	150 kg
	A002039	75 kg	
AT55M03	A02042A	75 kg	150 kg
	A02041A	75 kg	
AT55M04	A010526	75 kg	150 kg
	A010525	75 kg	
AT55M09	A010617	75 kg	150 kg
	A002039	75 kg	
AT55M12	A010822	75 kg	150 kg
	A010826	75 kg	
AT55M13	A010850	75 kg	150 kg
	A010851	75 kg	

Nr			MIN. SİPARİŞ MİKTARI MIN. ORDER QUANTITY
AT55K01	A002052	75 kg	150 kg
	A02041A	75 kg	
AT55K05	A010615	75 kg	150 kg
	A010616	75 kg	
AT55A04	A010528	75 kg	150 kg
	A010527	75 kg	
AT55A05	A010529	75 kg	150 kg
	A010530	75 kg	
AT55A06	A010537	75 kg	150 kg
	A010538	75 kg	

01

02

03

04

05

06

07

08

09

10

* STOKTA BULUNMAYAN TÜM PROFİLLER İÇİN MINİMUM SİPARİŞ MİKTARI 300'KG'DİR.
MINIMUM ORDER QUANTITY FOR ALL THE PROFILES THAT ARE NOT IN STOCK IS 300 KG.



MİMARİ KATALOG ARCHITECTURAL CATALOGUE

Alüminyum Kapı Pencere ve Giydirme Cephe Sistemleri
Aluminium Window Doors and Facade Systems



Rescara Sistem Detayları
Rescara System Details

RWT55

DETAYLAR

DETAILS

01

02

03

04

05

06

07

08

09

10

01

02

03

04

05

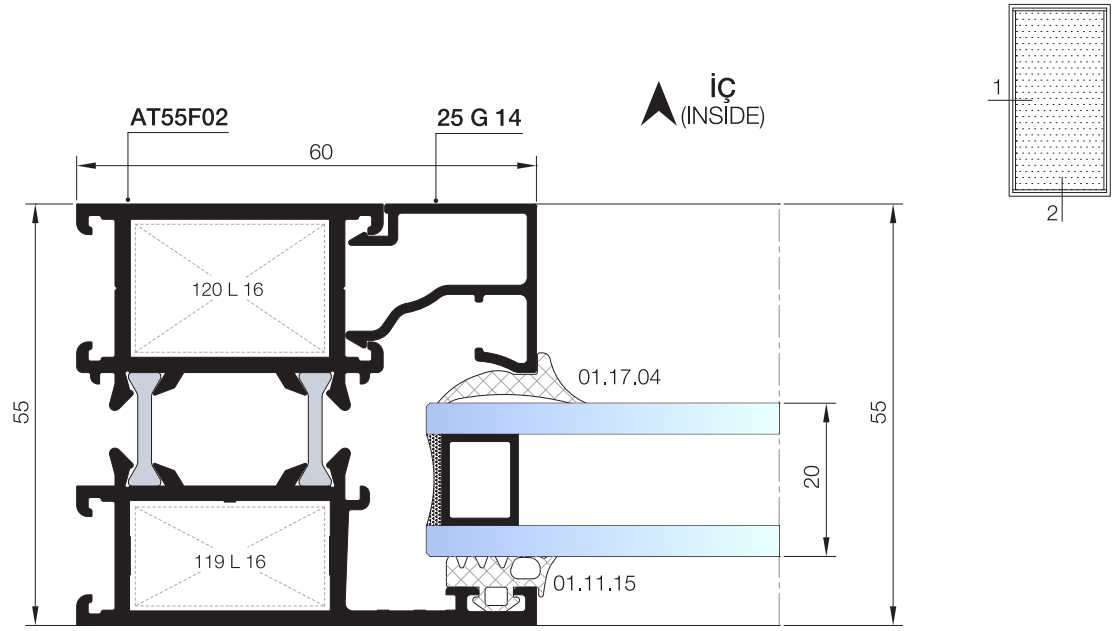
06

07

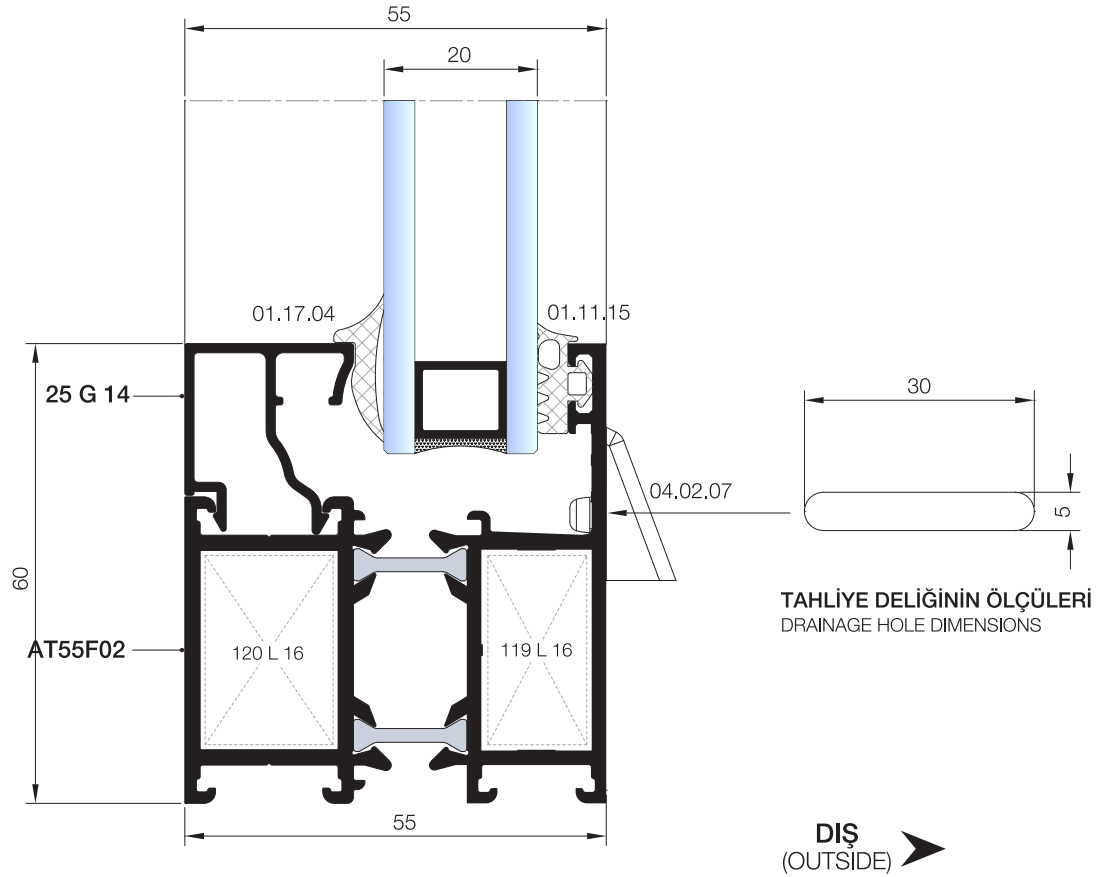
08

09

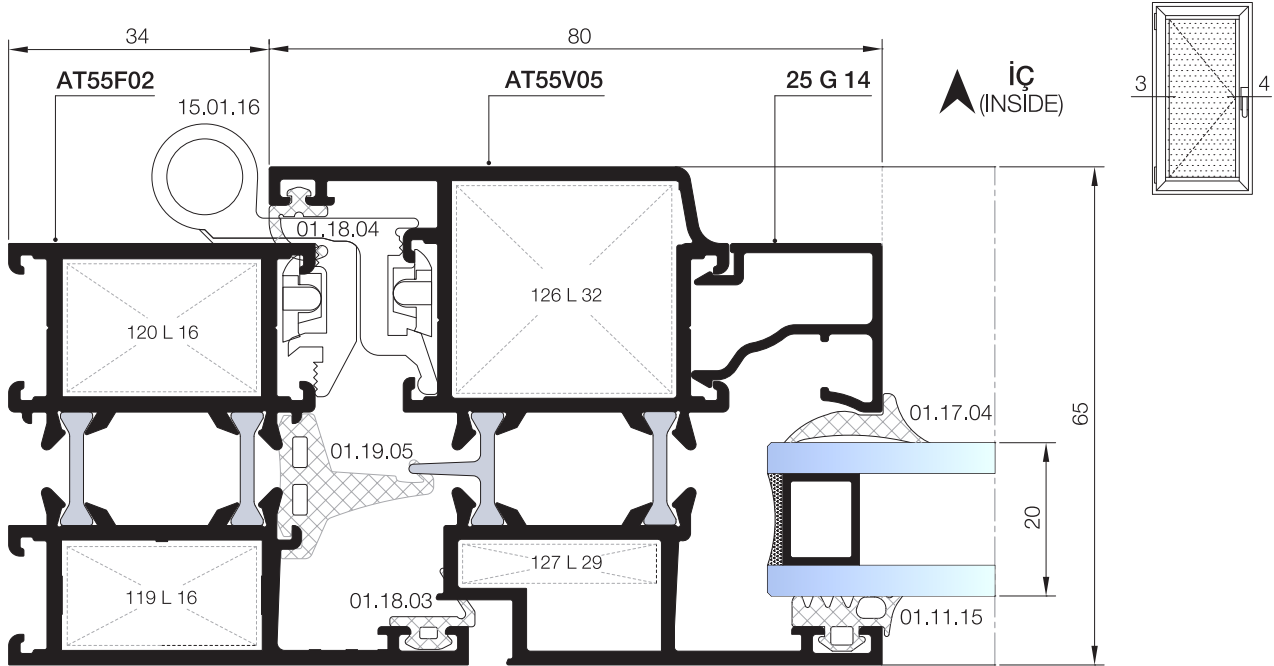
10



① DETAYI
DETAIL



② DETAYI
DETAIL



01

02

03

04

05

06

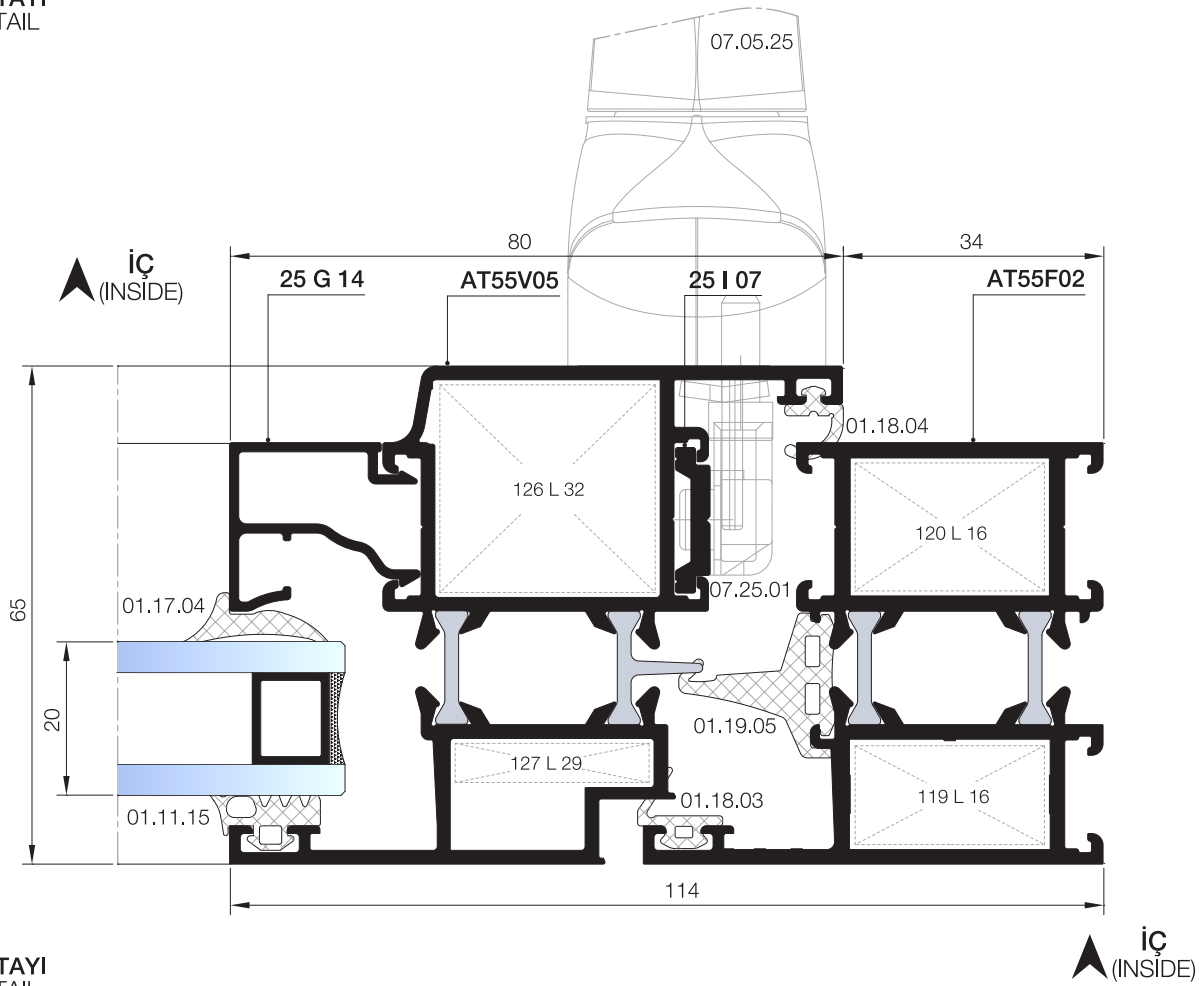
07

08

09

10

③ DETAYI
DETAIL



④ DETAYI
DETAIL

iÇ
(INSIDE)

01

02

03

04

05

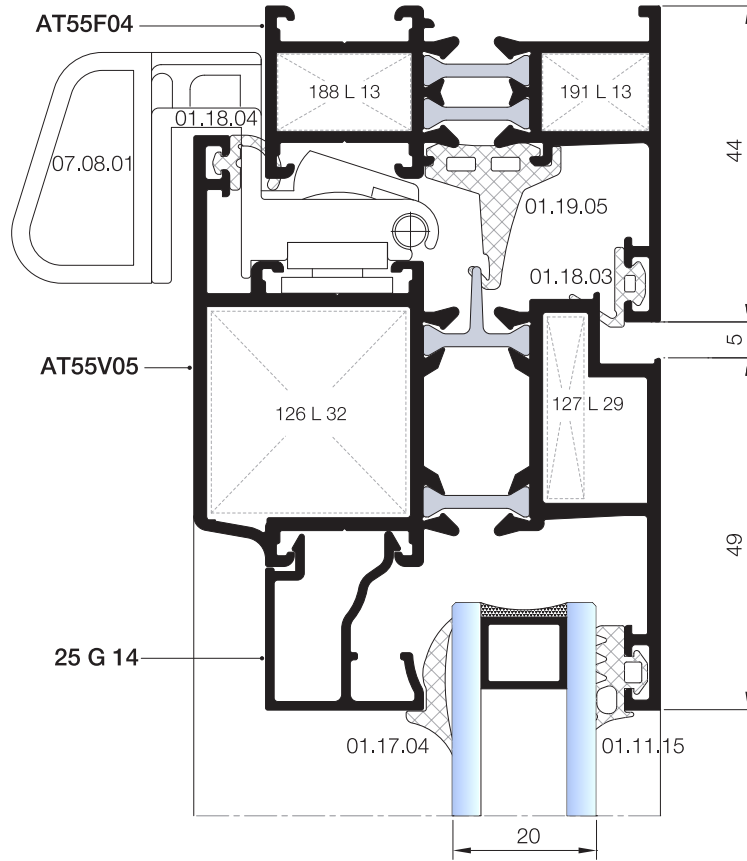
06

07

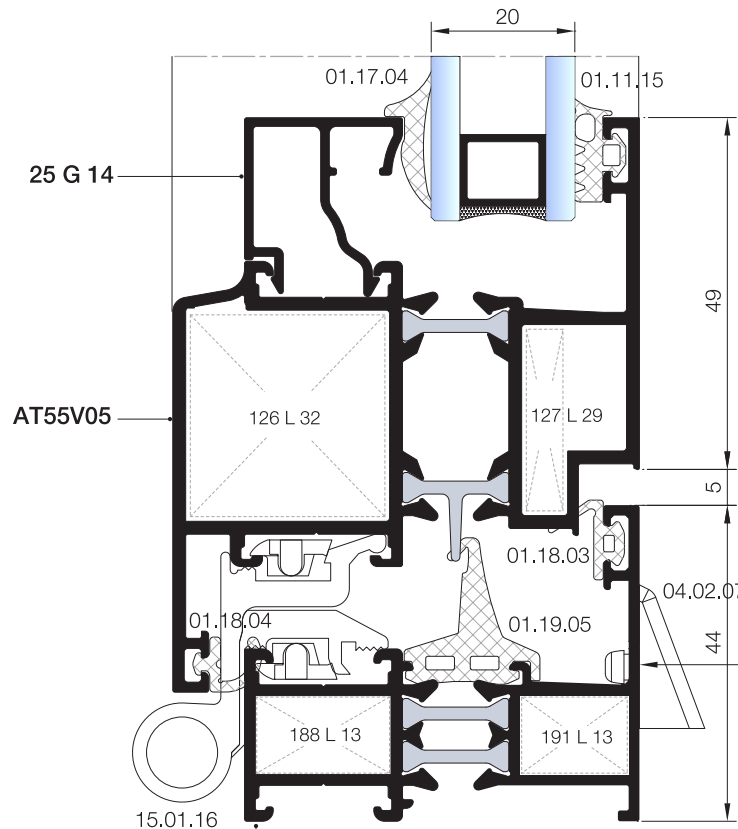
08

09

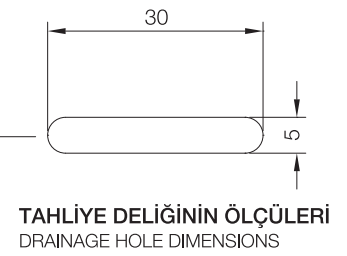
10



5 DETAYI
DETAIL



6 DETAYI
DETAIL



DİŞ
(OUTSIDE) ➔

01

02

03

04

05

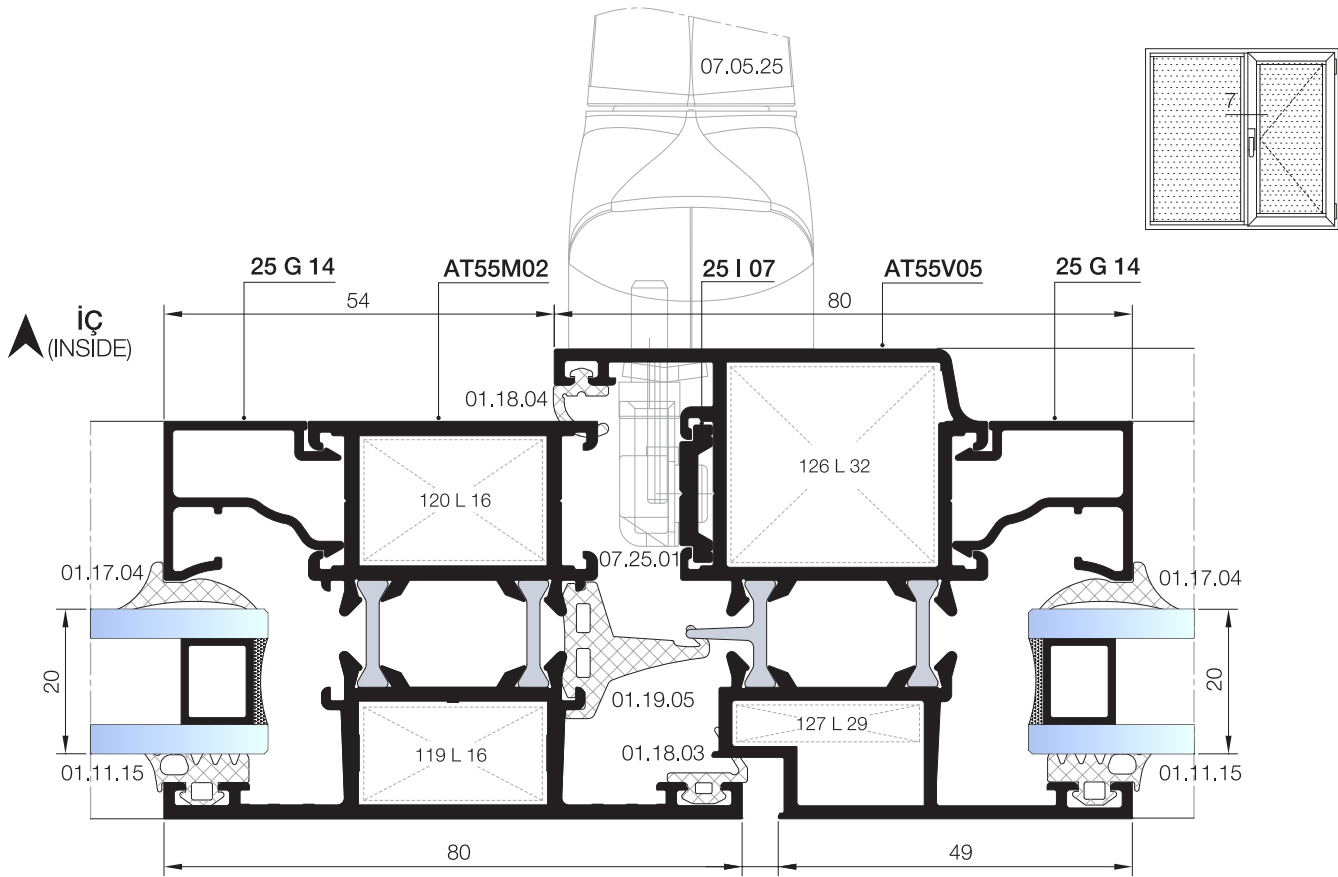
06

07

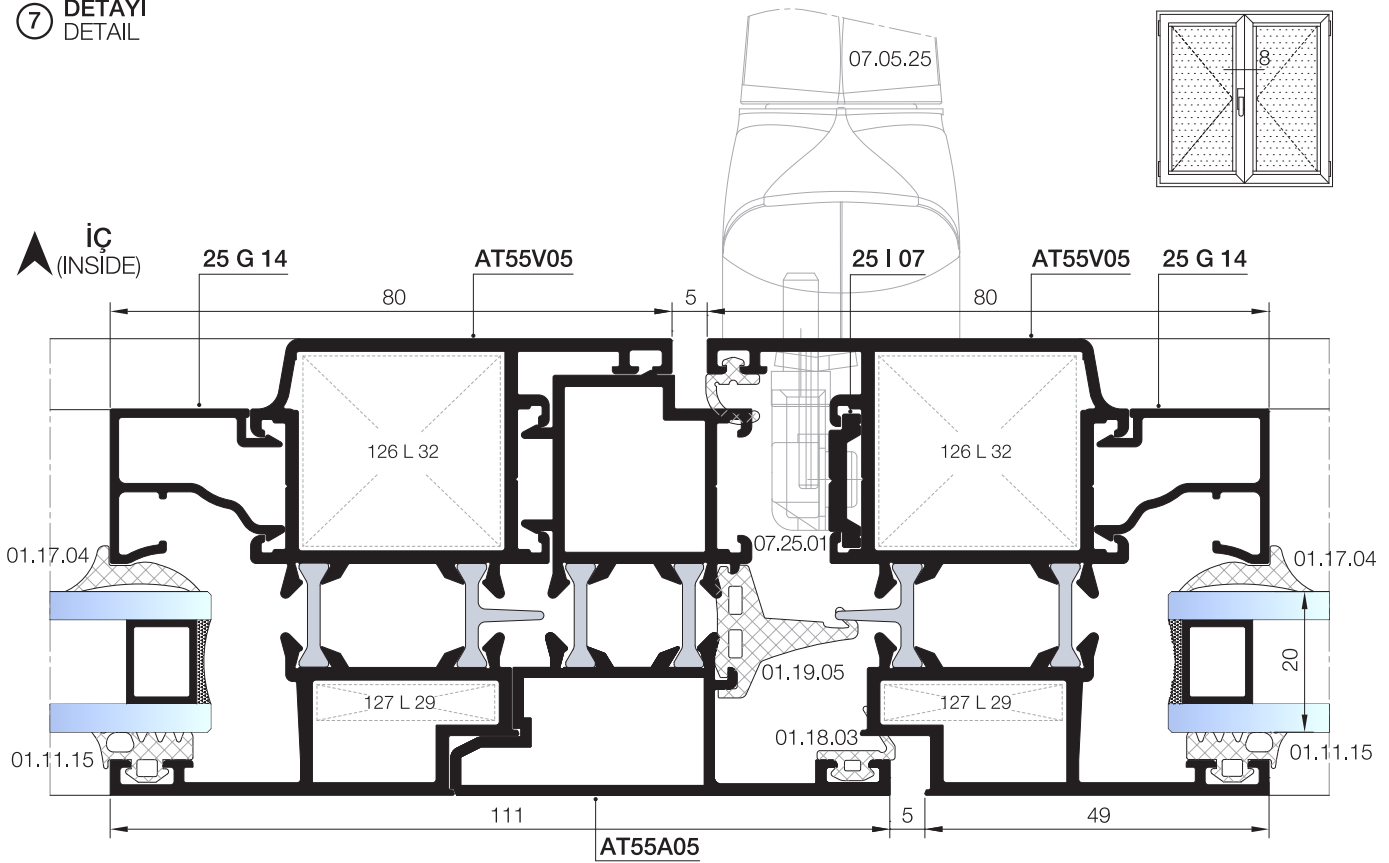
08

09

10



⑦ DETAYI
DETAIL

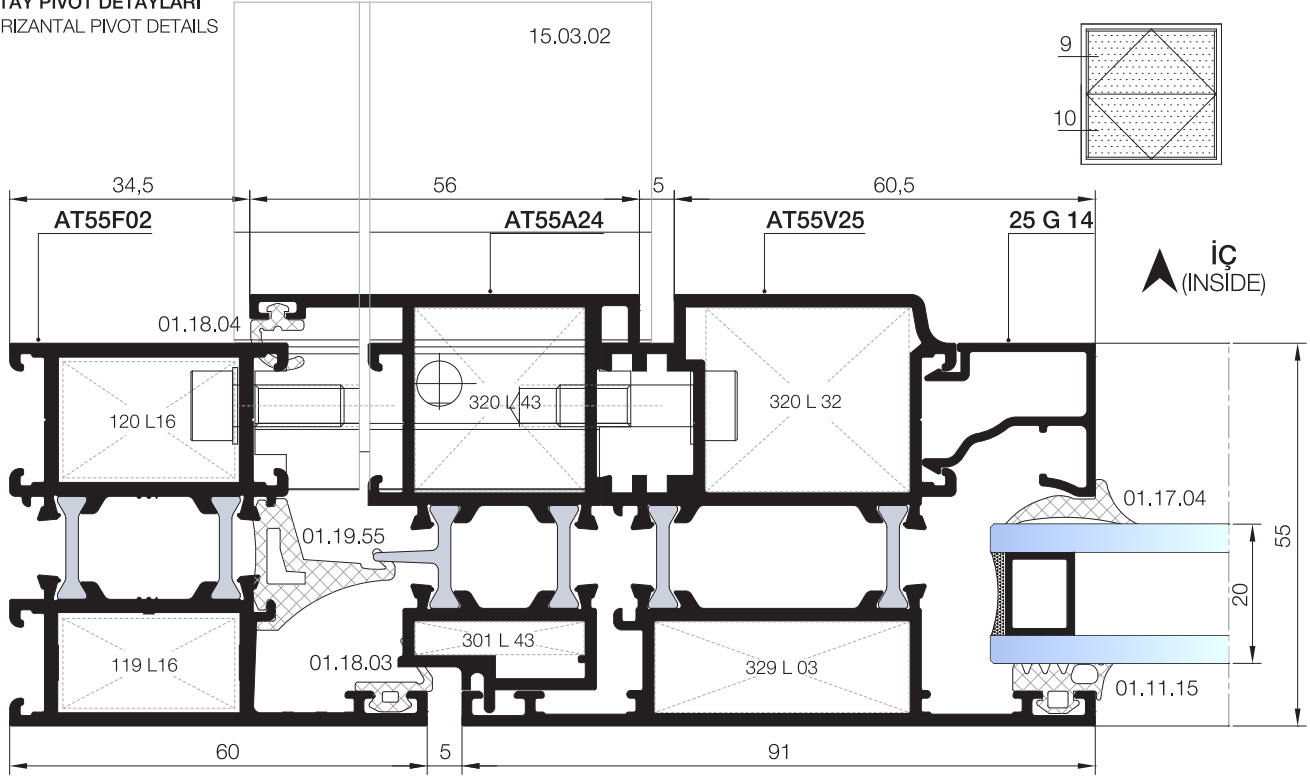


⑧ DETAYI
DETAIL

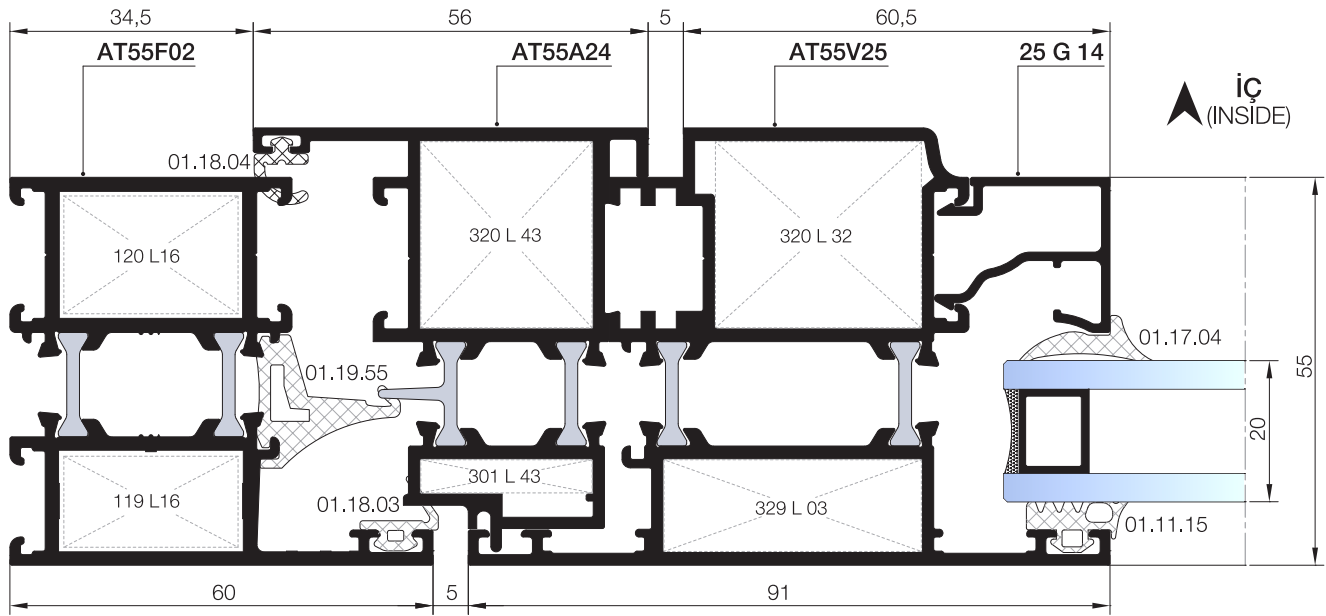
DEAYLAR
DETAILS

RWT55

YATAY PIVOT DETAYLARI
HORIZONTAL PIVOT DETAILS

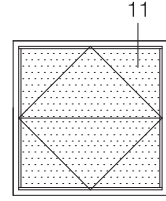
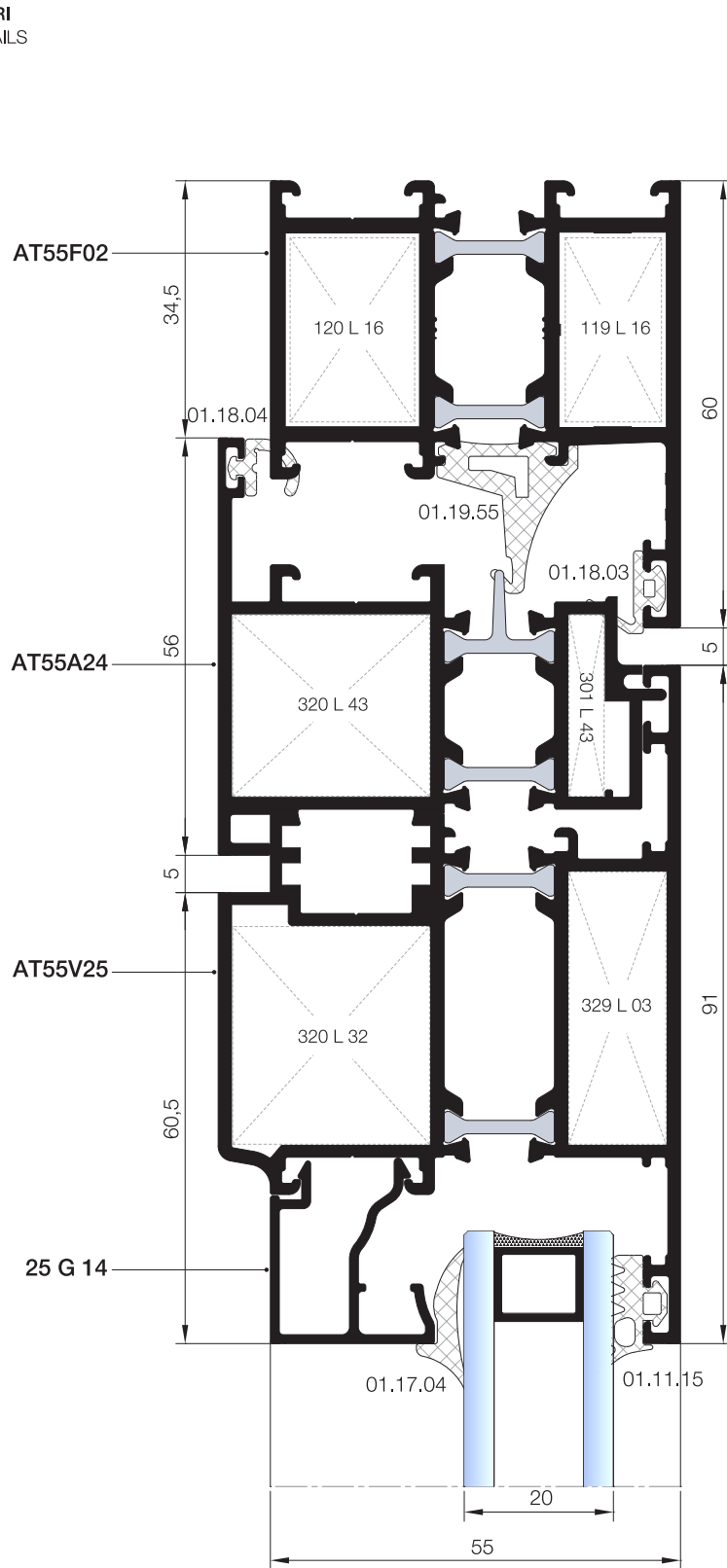


9 DETAYI
DETAIL



10 DETAYI
DETAIL

YATAY PİVOT DETAYLARI
HORIZONTAL PIVOT DETAILS



01

02

03

04

05

06

07

08

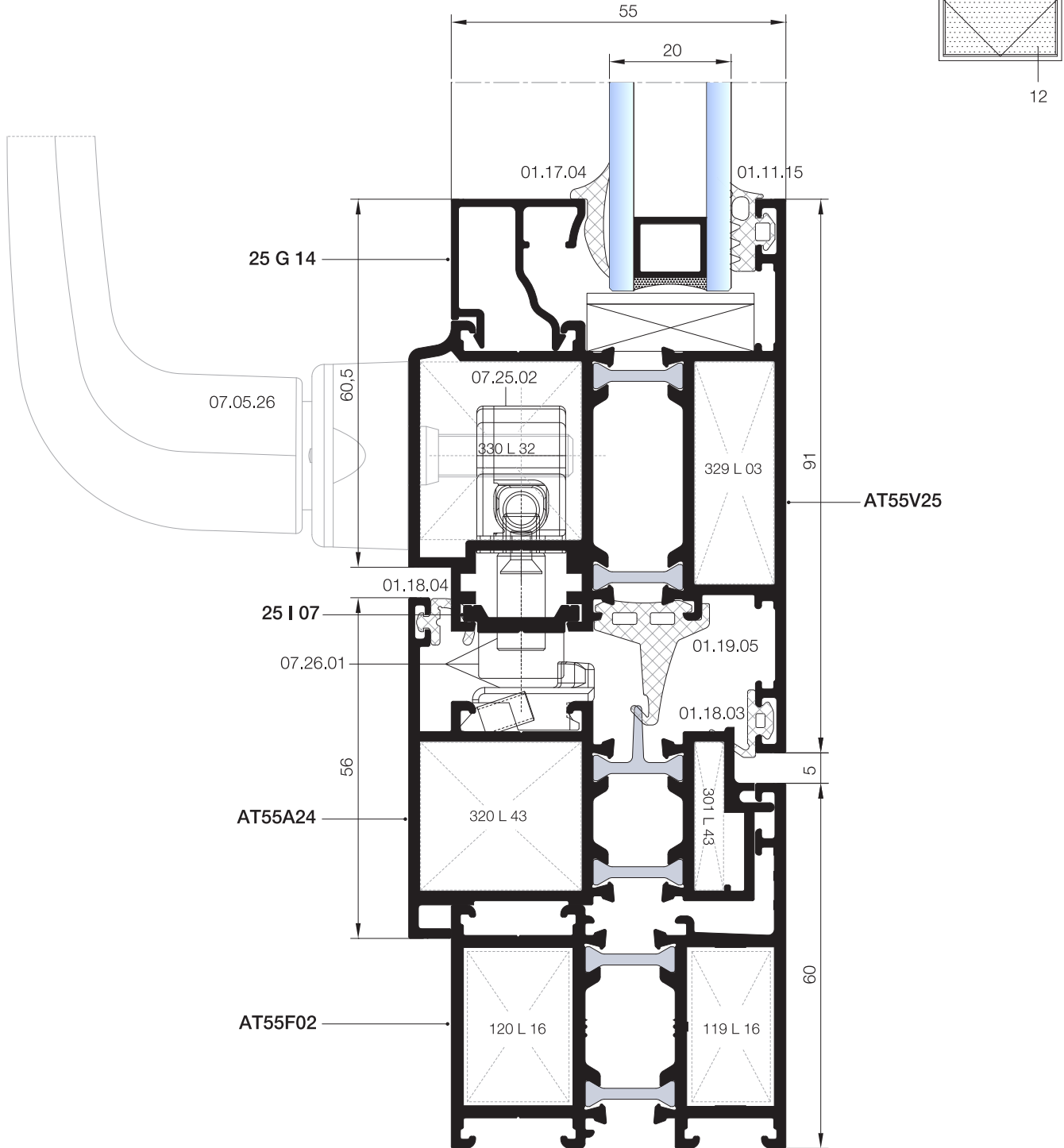
09

10

11 DETAYI
DETAIL

DIŞ
(OUTSIDE) ➔

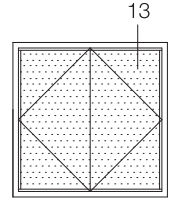
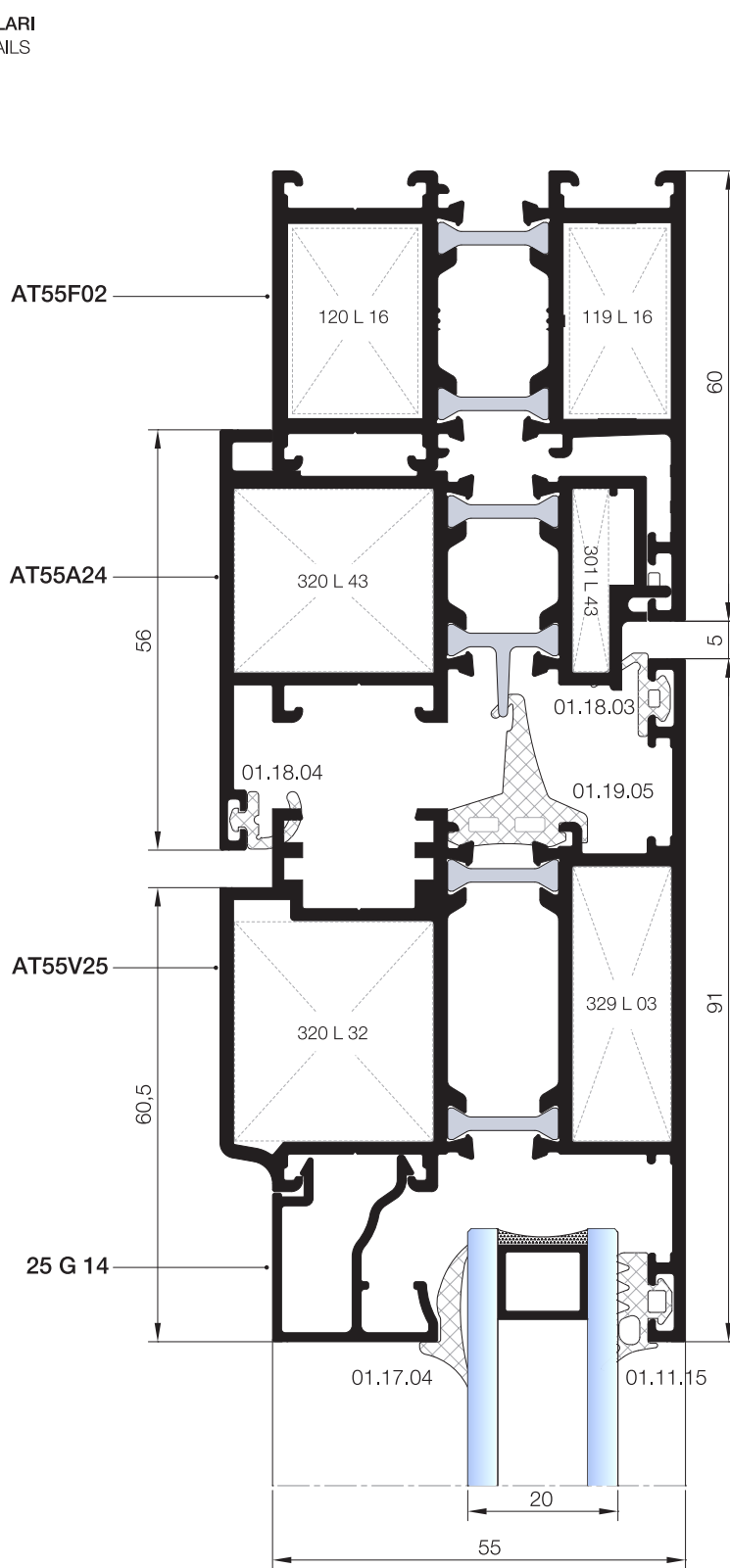
YATAY PİVOT DETAYLARI
HORIZONTAL PIVOT DETAILS



12 DETAYI
DETAIL

DIŞ
(OUTSIDE) ➔

DİKEY PİVOT DETAYLARI
VERTICAL PIVOT DETAILS



01

02

03

04

05

06

07

08

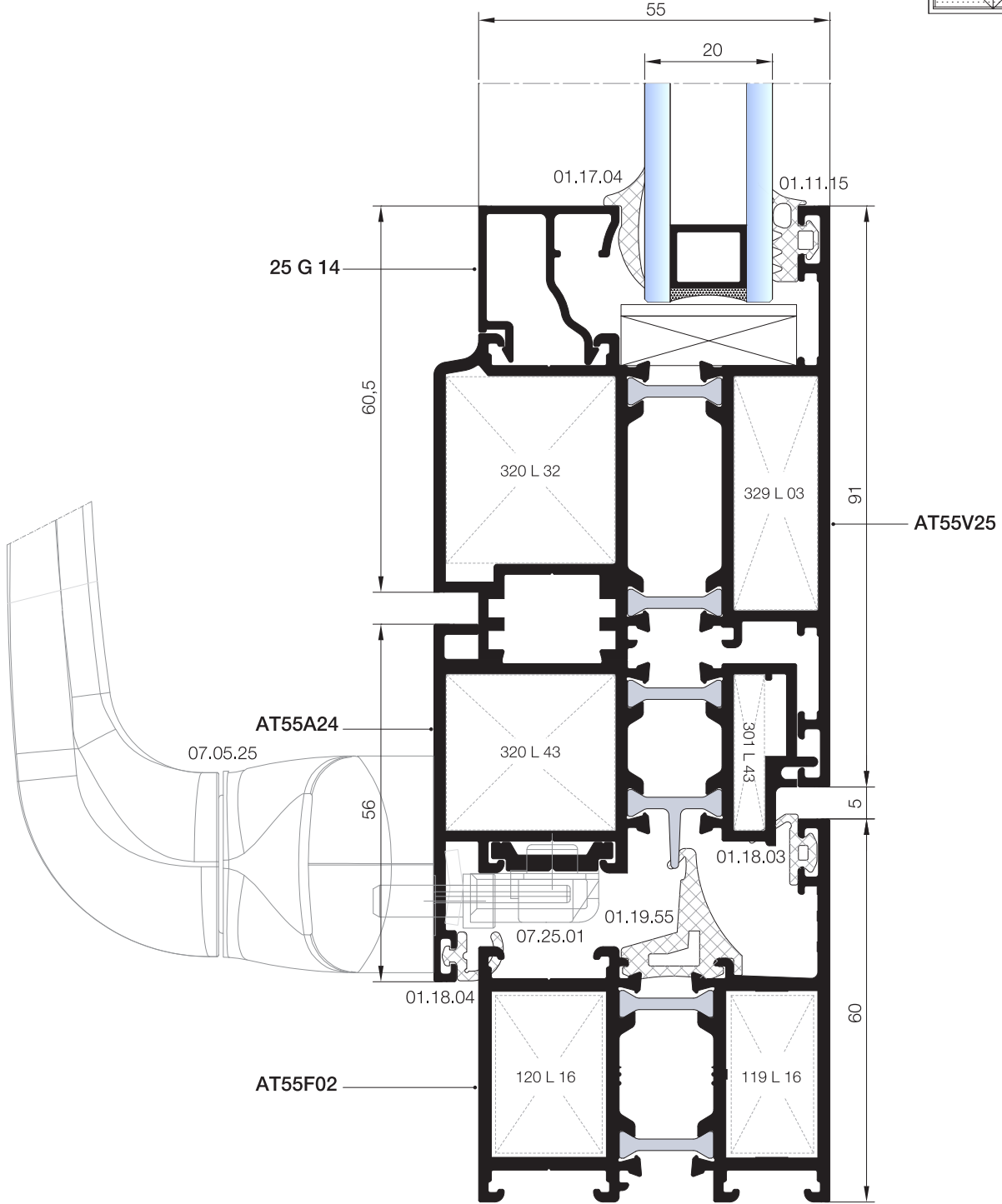
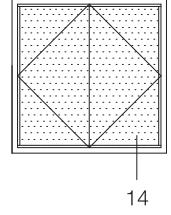
09

10

13 DETAYI
DETAIL

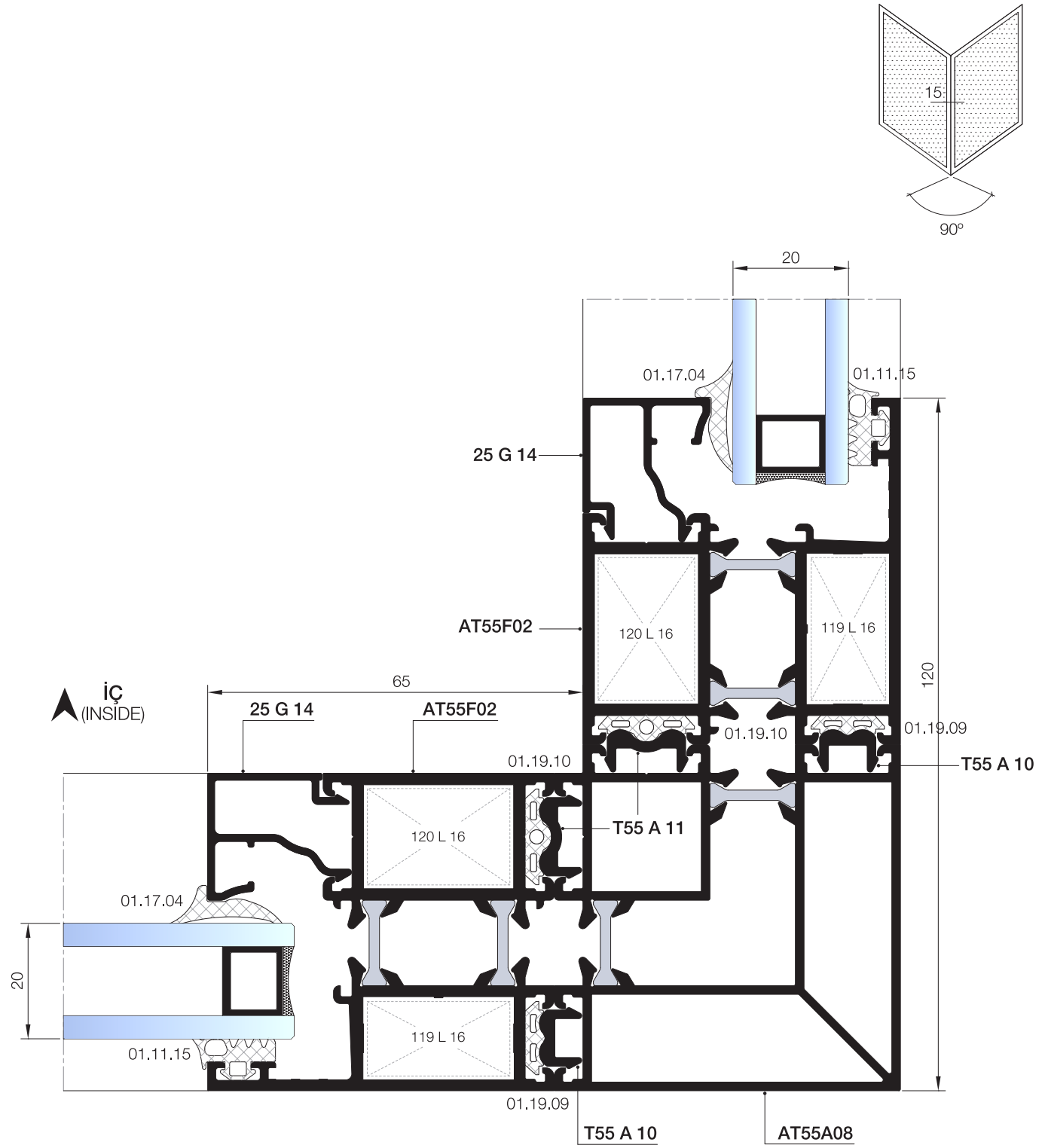
DIŞ
(OUTSIDE) ➔

DIKEY PİVOT DETAYLARI
VERTICAL PIVOT DETAILS



14 DETAYI
DETAIL

DIŞ
(OUTSIDE) ➔



- 01
- 02
- 03
- 04
- 05
- 06
- 07
- 08
- 09
- 10

01

02

03

04

05

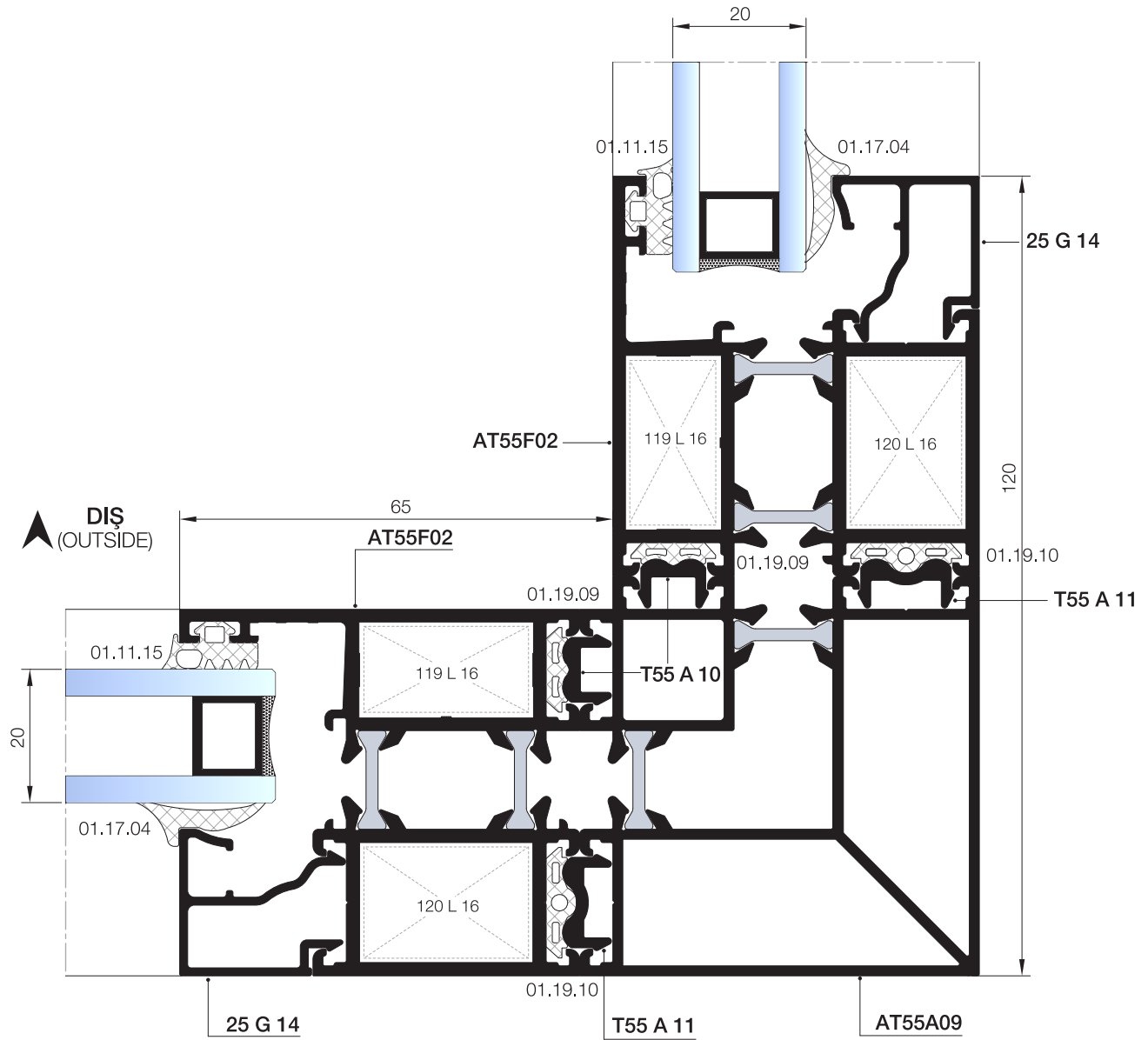
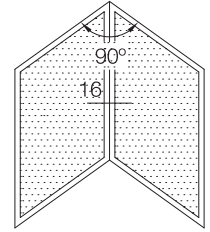
06

07

08

09

10

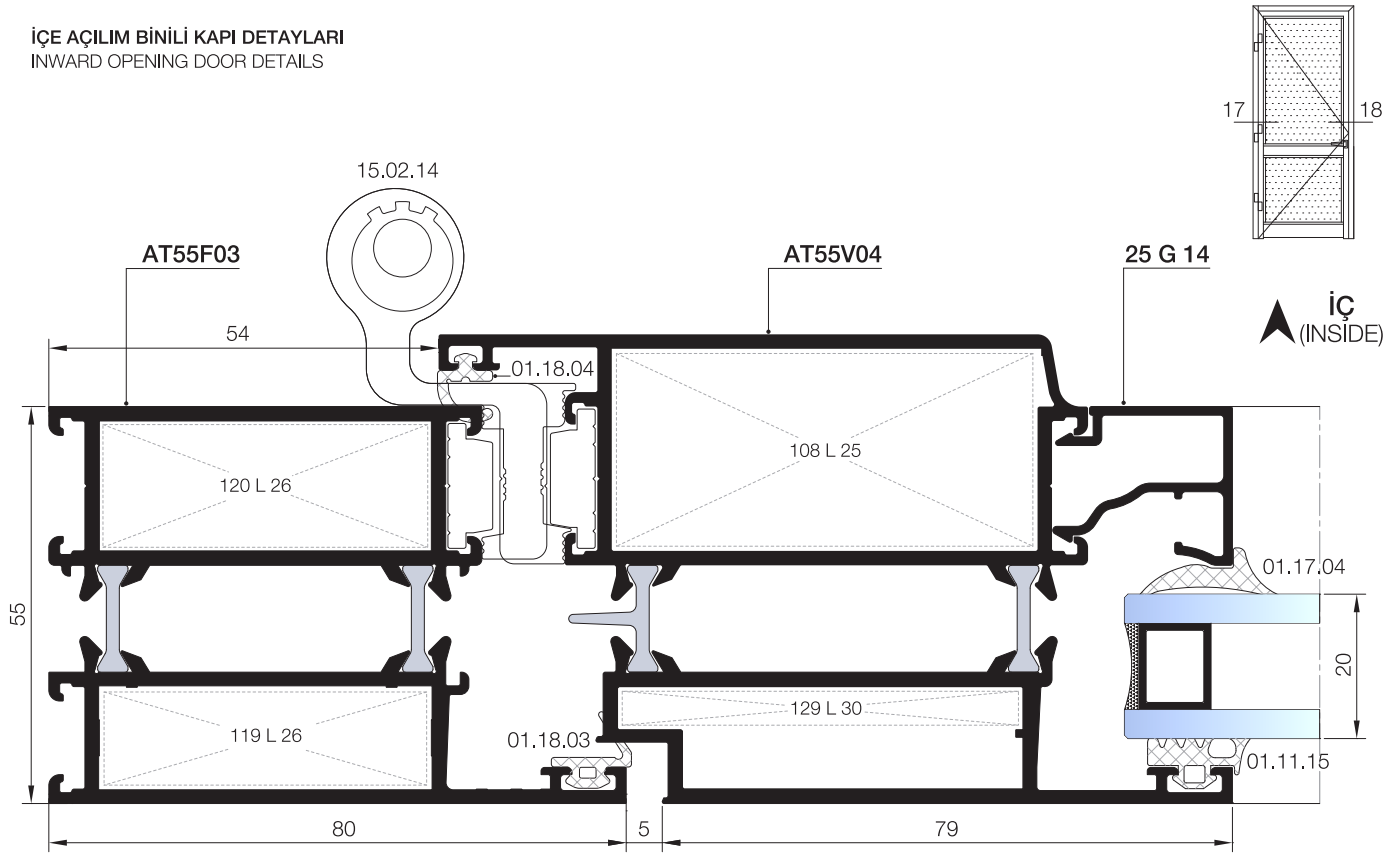


16 DETAYI
DETAIL

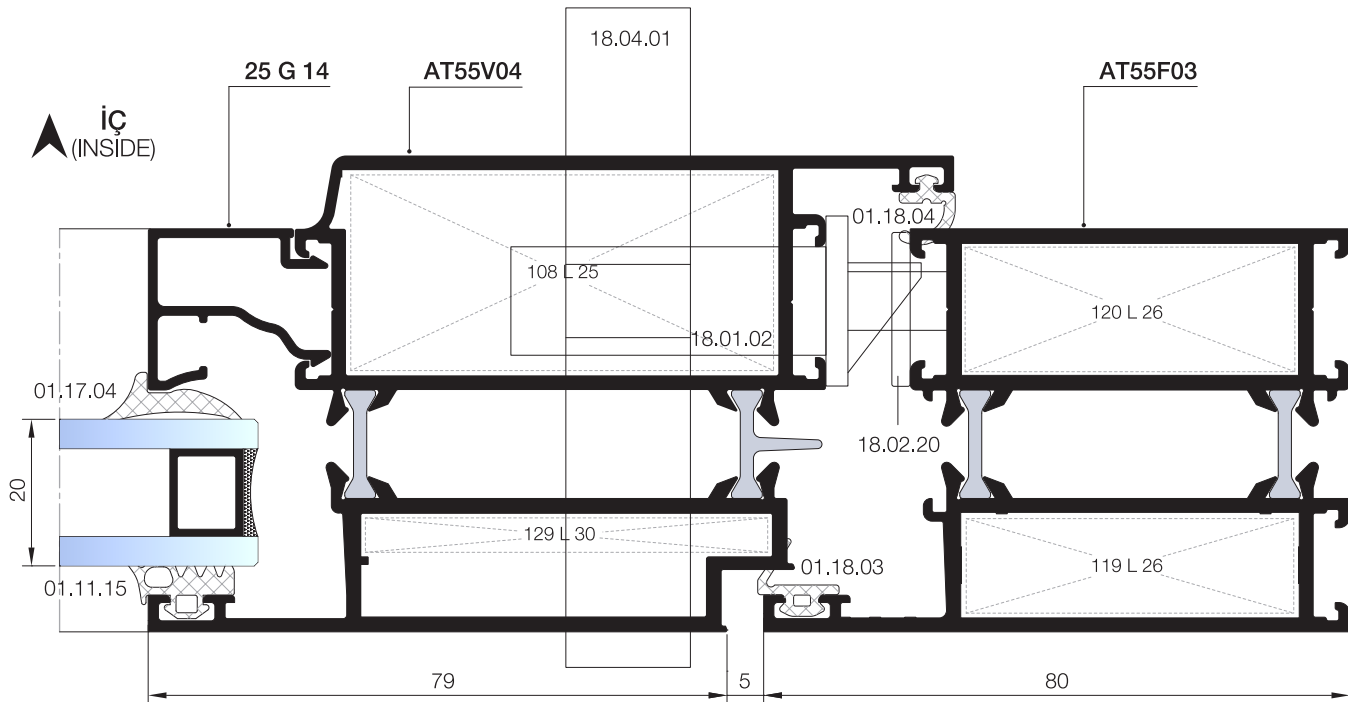
DETAYLAR
DETAILS

RWT55

İÇE AÇILIM BİNLİ KAPI DETAYLARI
INWARD OPENING DOOR DETAILS



17 DETAYI
DETAIL



18 DETAYI
DETAIL

01

02

03

04

05

06

07

08

09

10

01

02

03

04

05

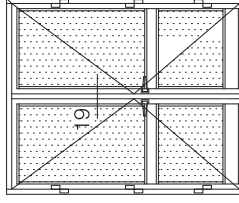
06

07

08

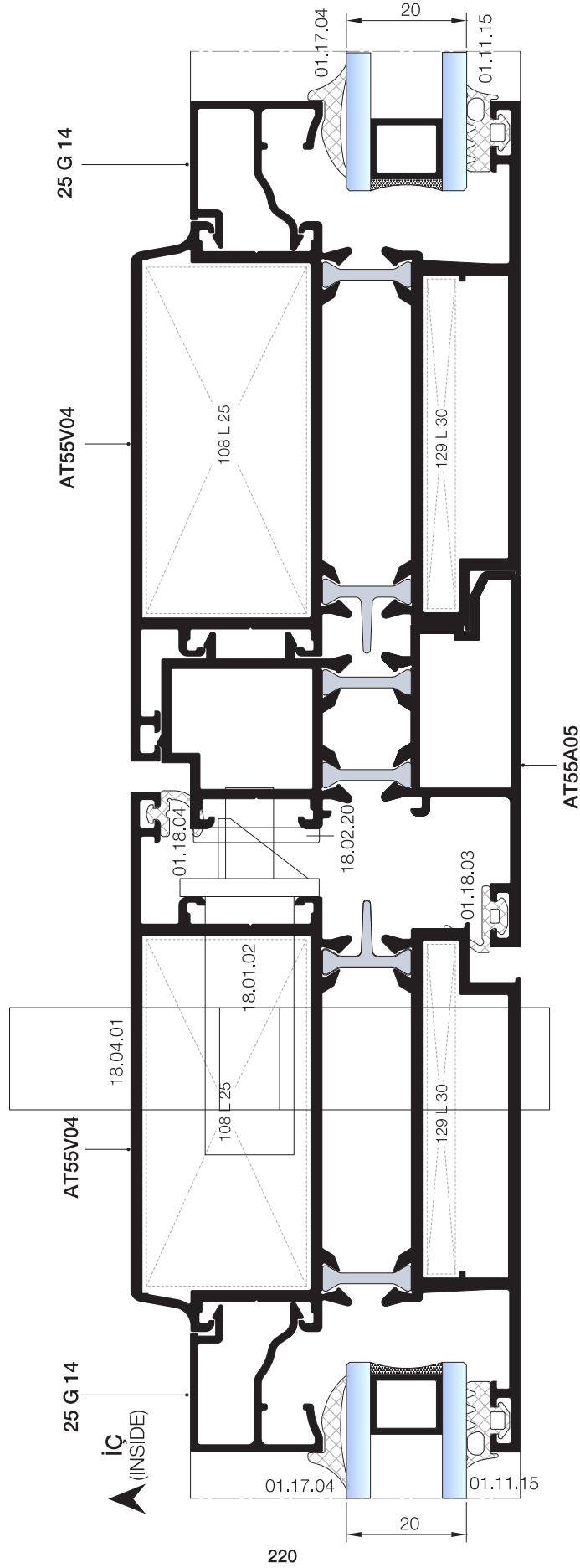
09

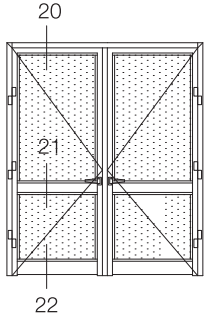
10



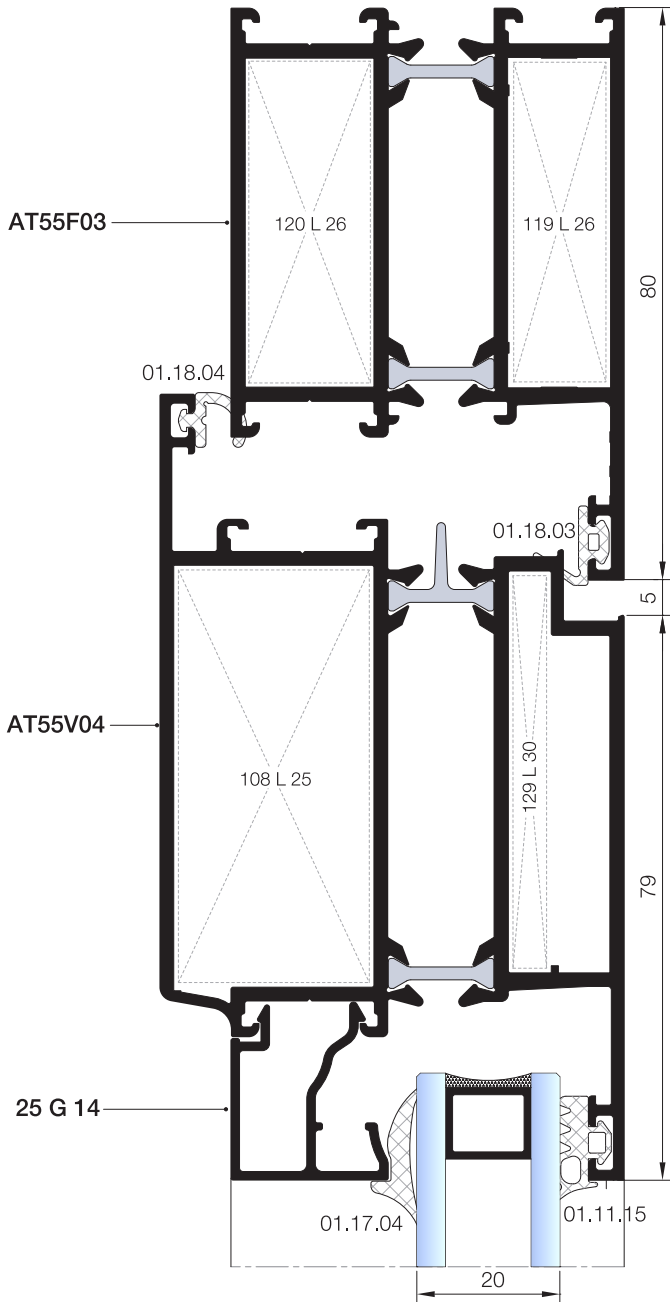
İÇE AÇILIM BİNİLİ KAPİ DETAYLARI
INWARD OPENING DOOR DETAILS

19 DETAYI
DETAIL

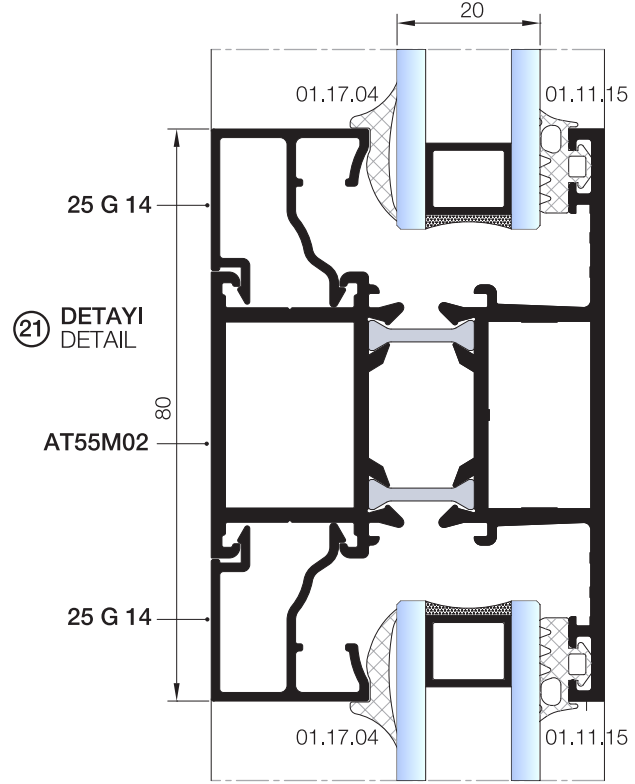




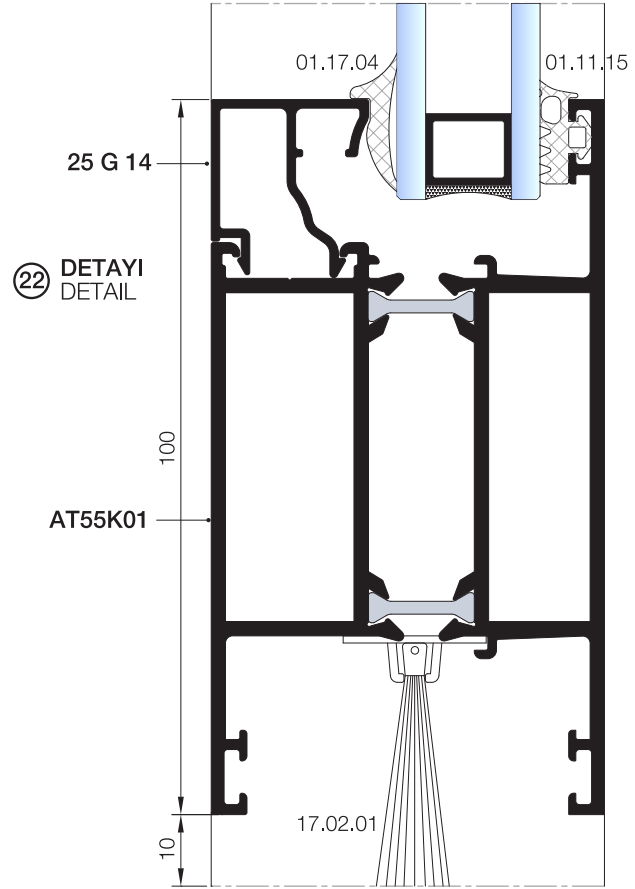
İÇE AÇILIM BİNLİ KAPI DETAYLARI
INWARD OPENING DOOR DETAILS



20 DETAYI
DETAIL



21 DETAYI
DETAIL



22 DETAYI
DETAIL

01

02

03

04

05

06

07

08

09

10

01

İÇE AÇILIM BİNİLİ KAPI DETAYLARI
INWARD OPENING DOOR DETAILS

02

03

04

05

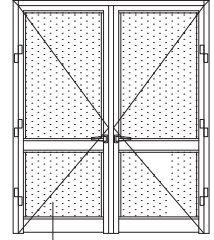
06

07

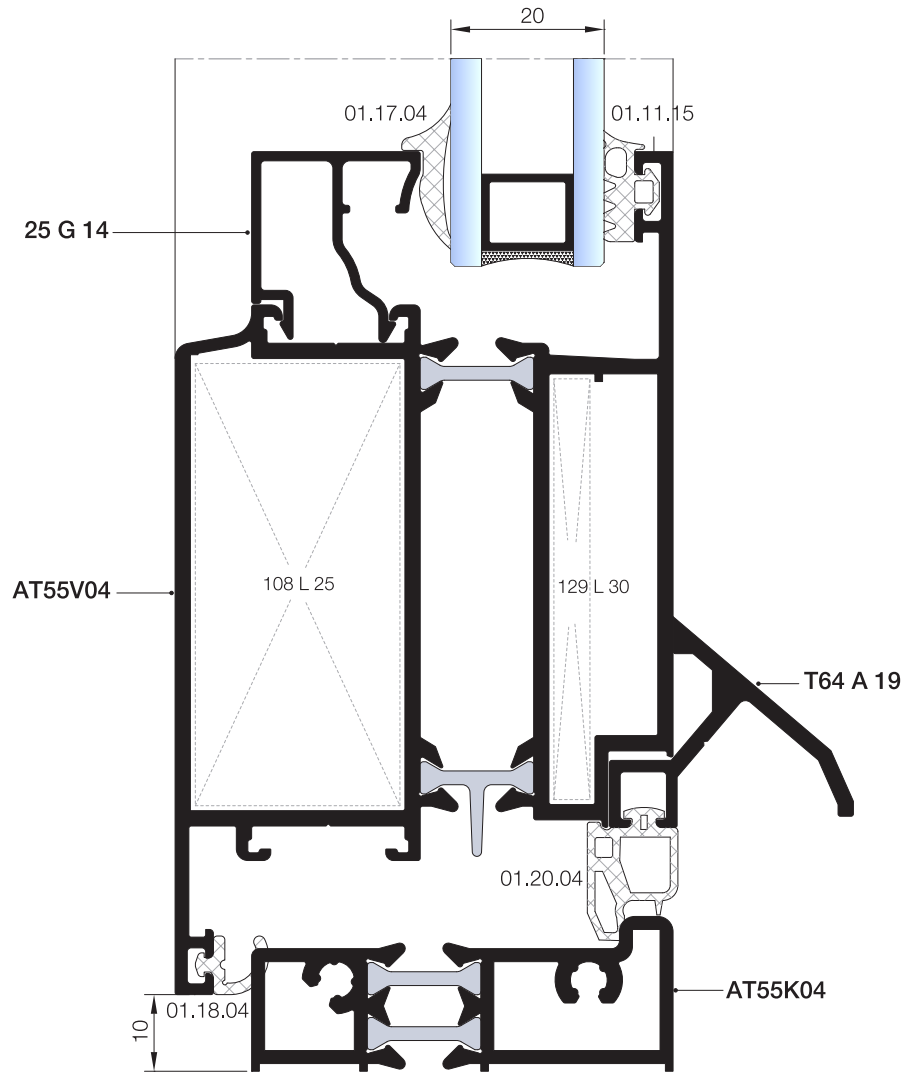
08

09

10



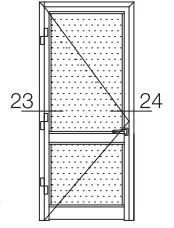
22A



22A DETAYI
DETAIL

DIŞ
(OUTSIDE) ➔

DIŐA AÇILIM BİNİLİ KAPI DETAYLARI
OUTWARD OPENING DOOR DETAILS



01

02

03

04

05

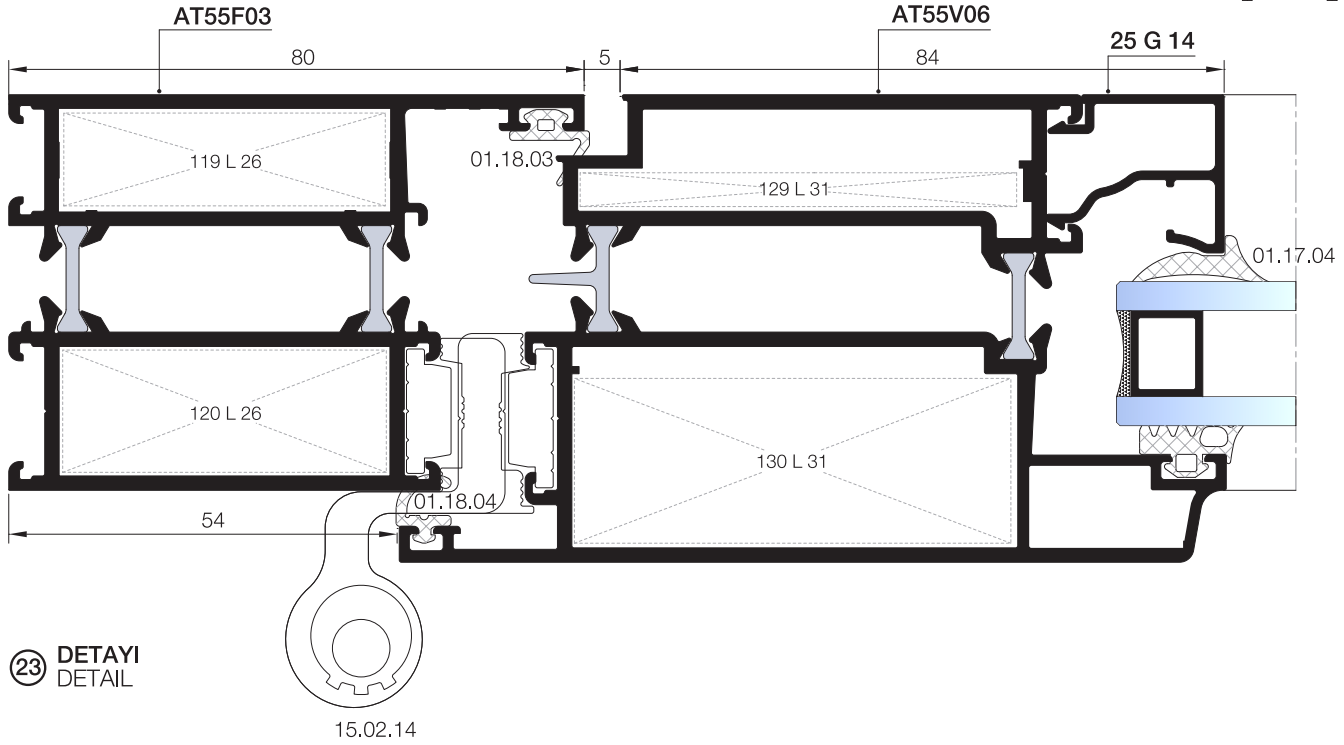
06

07

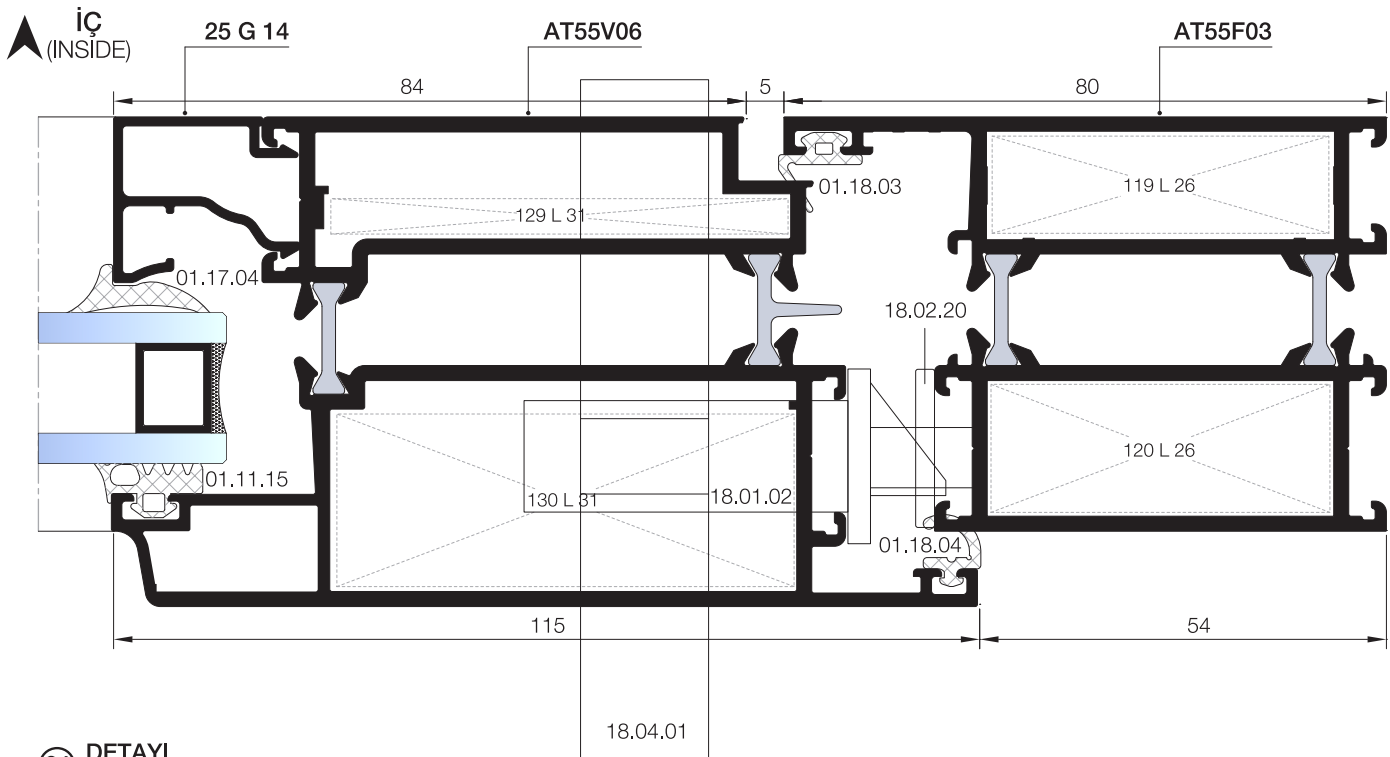
08

09

10



23 DETAYI
DETAIL



24 DETAYI
DETAIL

01

02

03

04

05

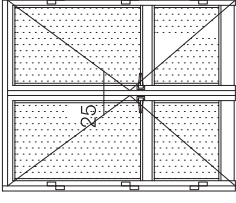
06

07

08

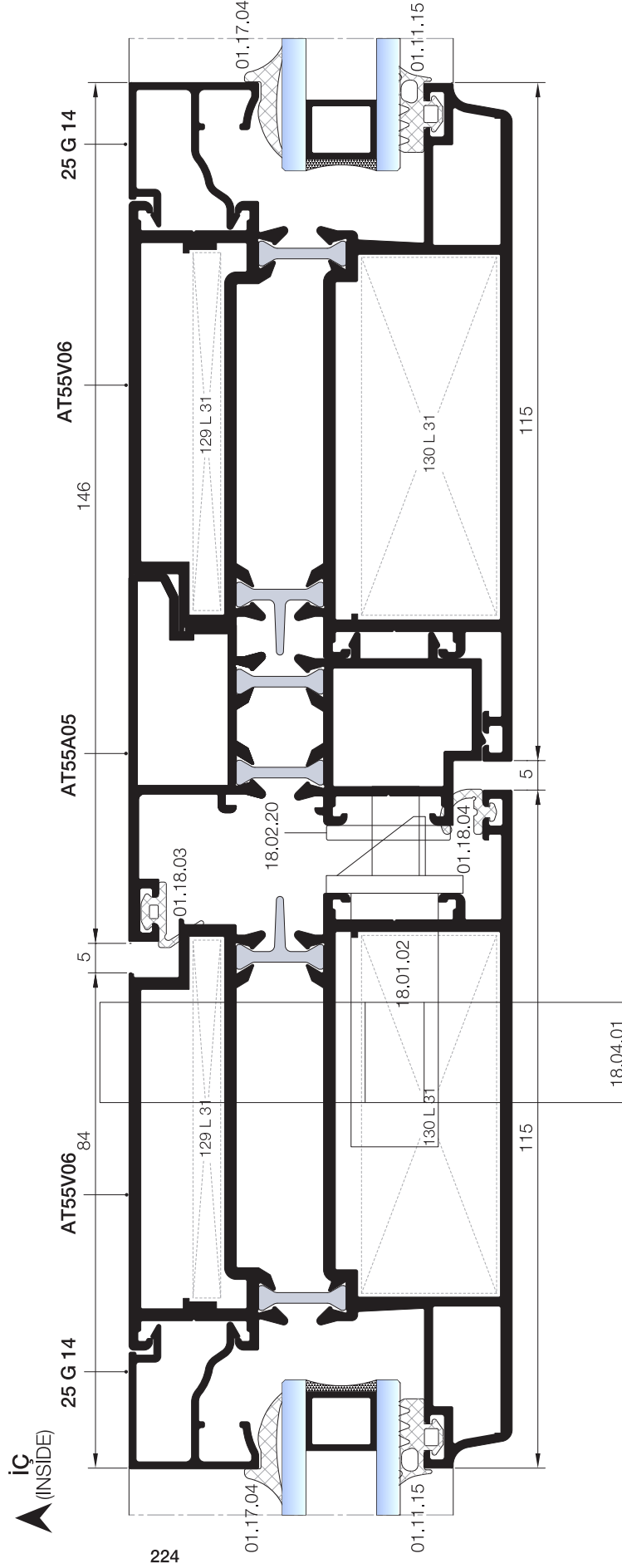
09

10

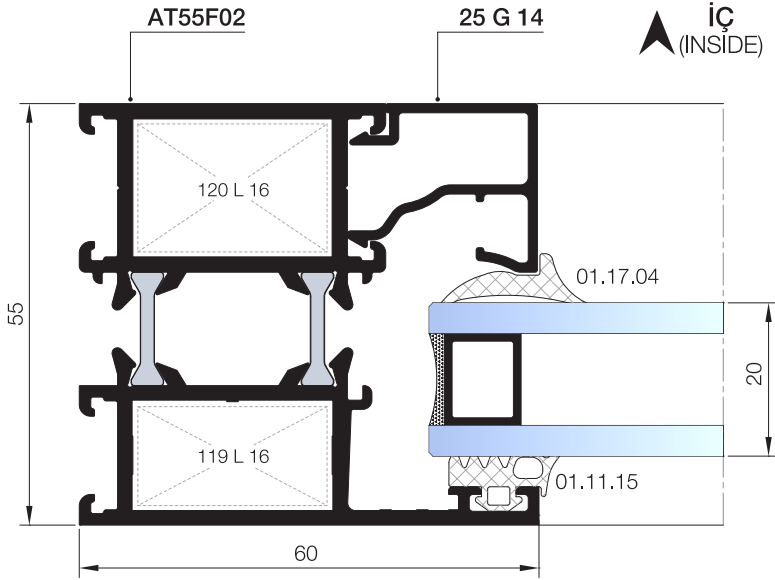


DIŐA AÇILIM BINİLİ KAPI DETAYLARI
OUTWARD OPENING DOOR DETAILS

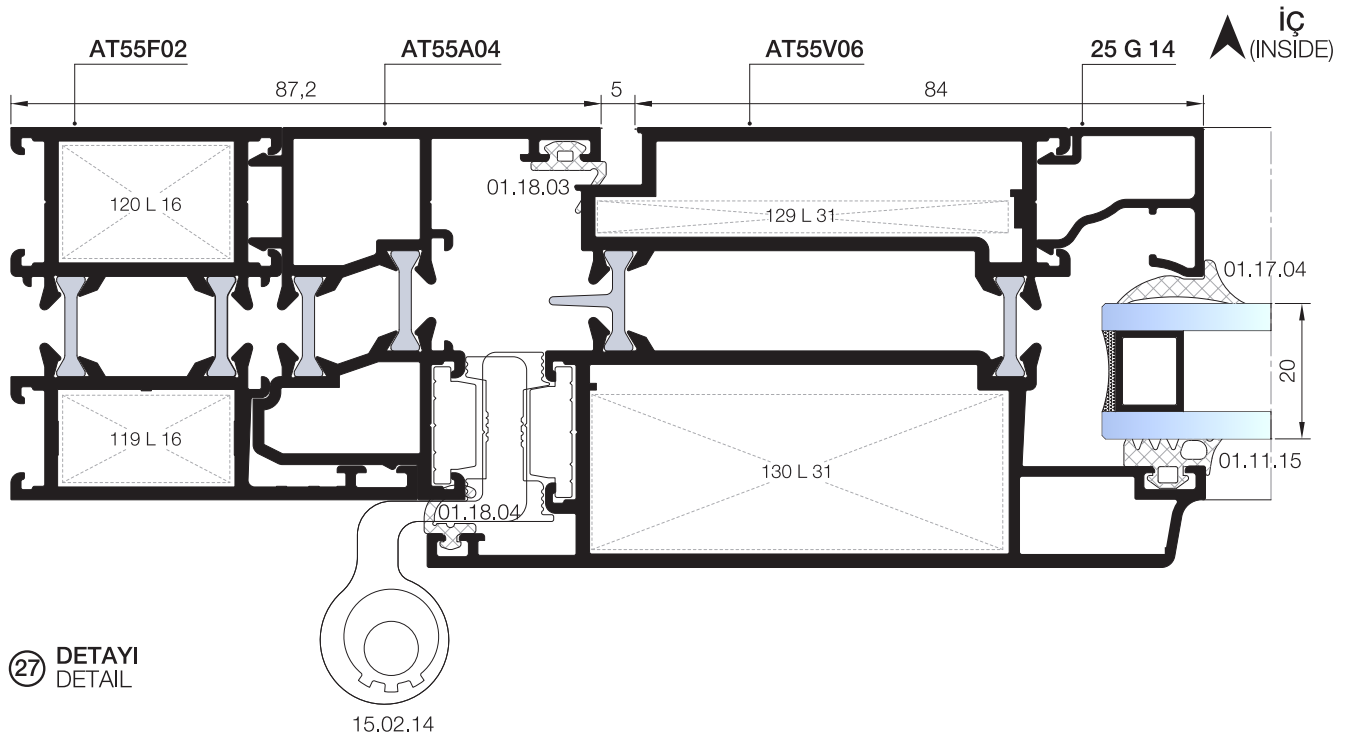
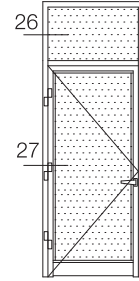
25 DETAYI
DETAIL



DIŞA AÇILIM ADAPTÖRLÜ KAPI DETAYLARI
OUTWARD OPENING DOOR DETAILS



26 DETAYI
DETAIL



27 DETAYI
DETAIL

01

02

03

04

05

06

07

08

09

10

DIŐA AÇILIM ADAPTÖRLÜ KAPI DETAYLARI
OUTWARD OPENING DOOR DETAILS

01

02

03

04

05

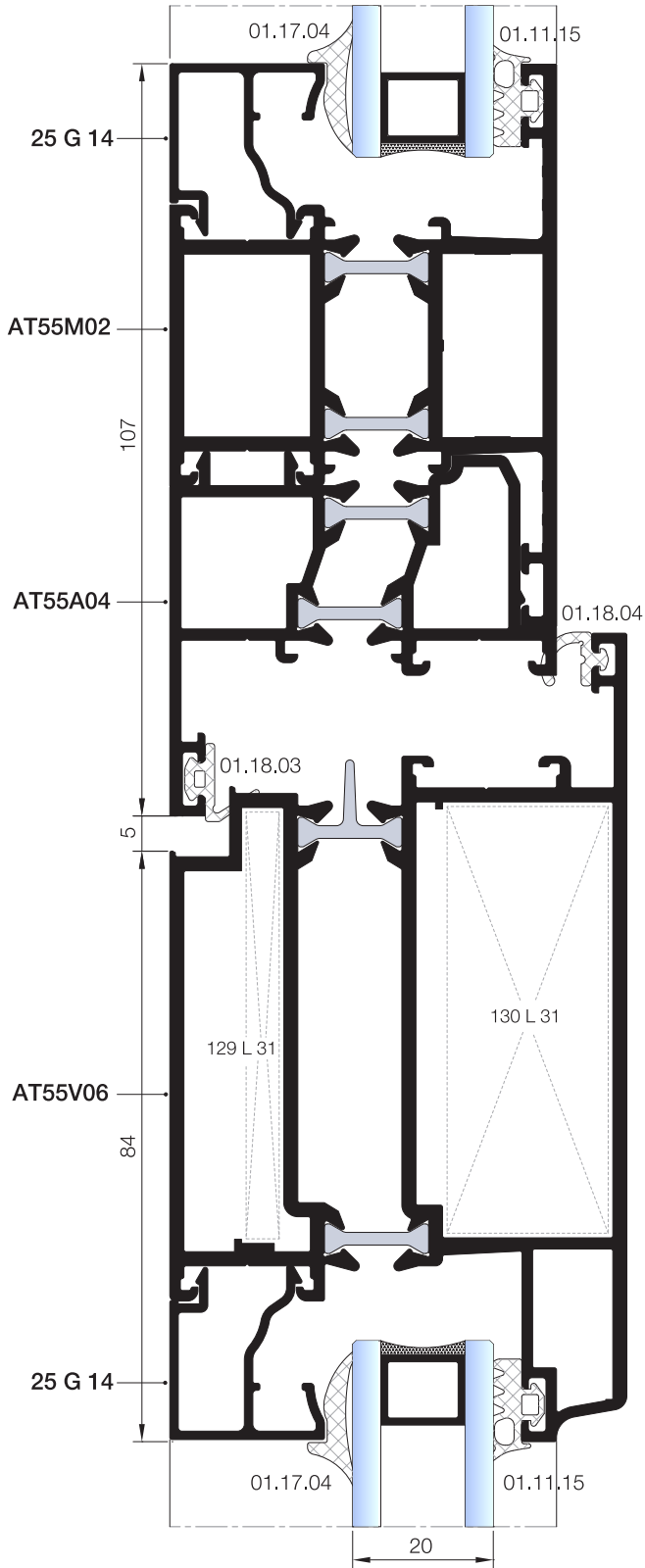
06

07

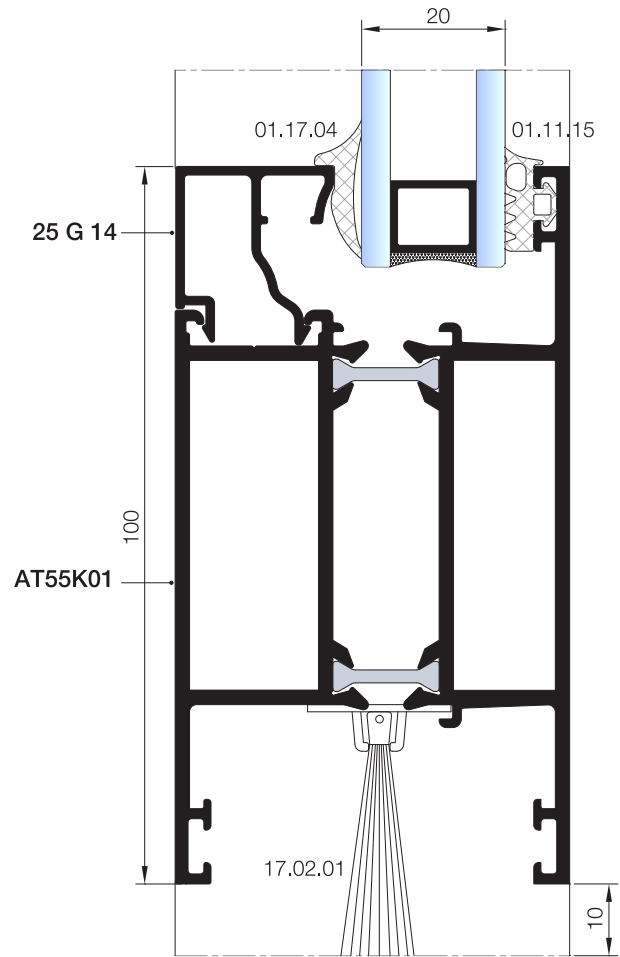
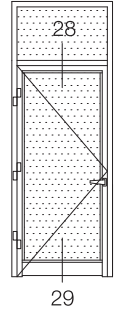
08

09

10



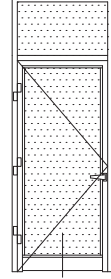
28 DETAYI
DETAIL



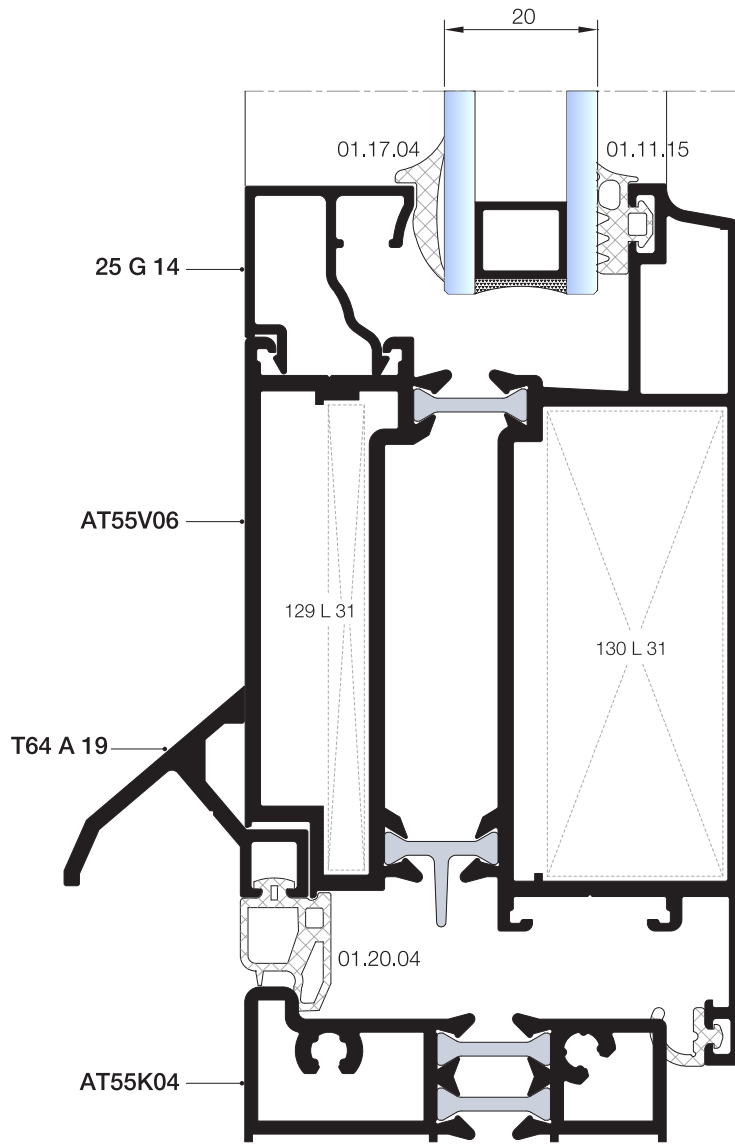
29 DETAYI
DETAIL

DIŐ
(OUTSIDE) ➔

DİŞA AÇILIM ADAPTÖRLÜ KAPI DETAYLARI
OUTWARD OPENING DOOR DETAILS



29A



01

02

03

04

05

06

07

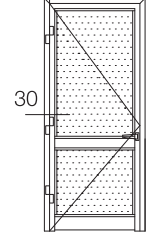
08

09

10

01

PVC AKSESUARA UYGUN İÇE AÇILIM KAPI DETAYI
INWARD OPENING DOOR DETAIL FOR PVC ACCESSORIES

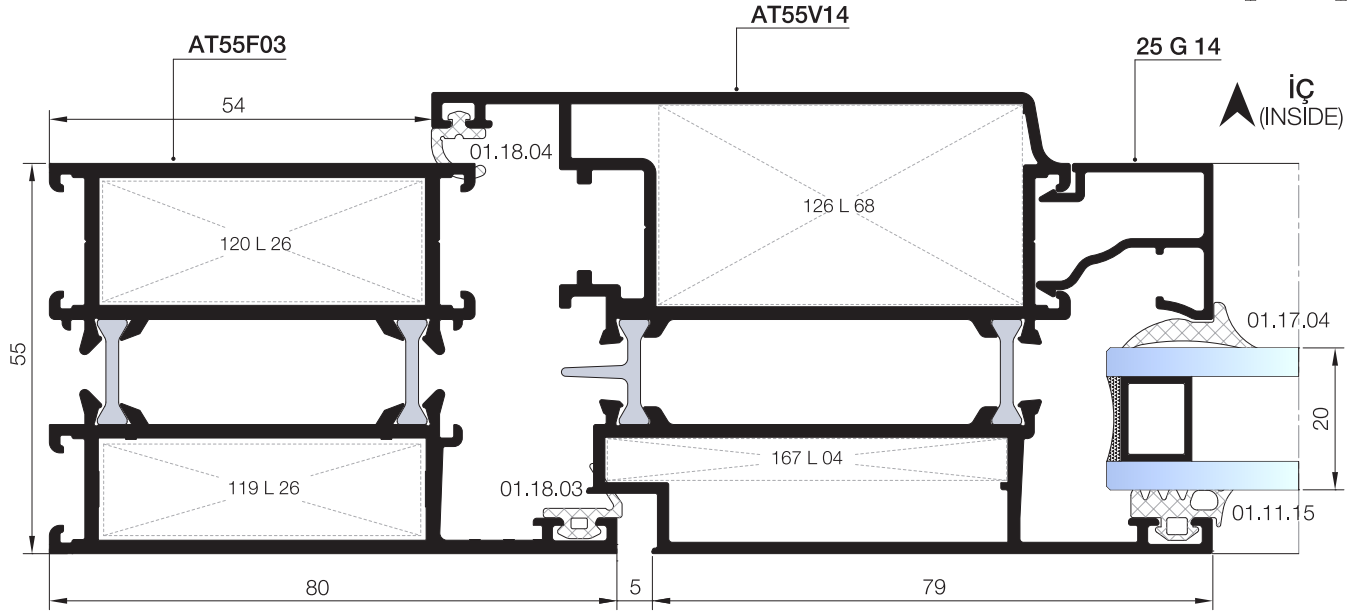


02

03

04

05



06

30 DETAYI
DETAIL

07

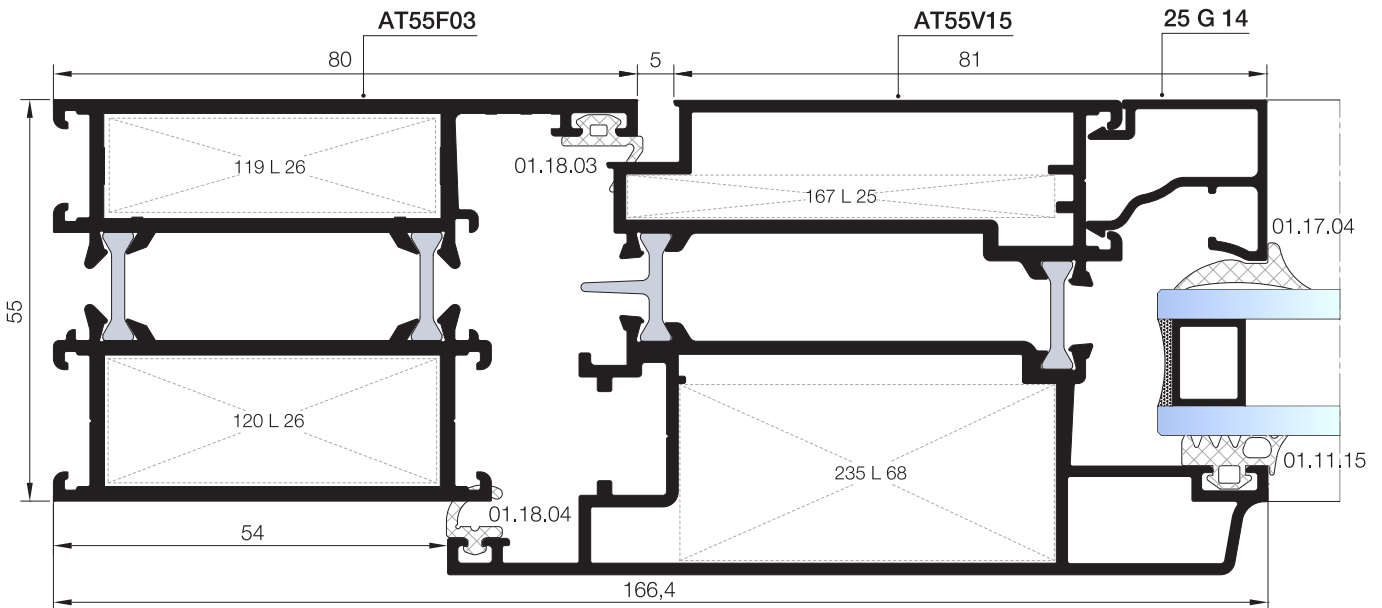
PVC AKSESUARA UYGUN DIŞA AÇILIM KAPI DETAYI
OUTWARD OPENING DOOR DETAIL FOR PVC ACCESSORIES



08

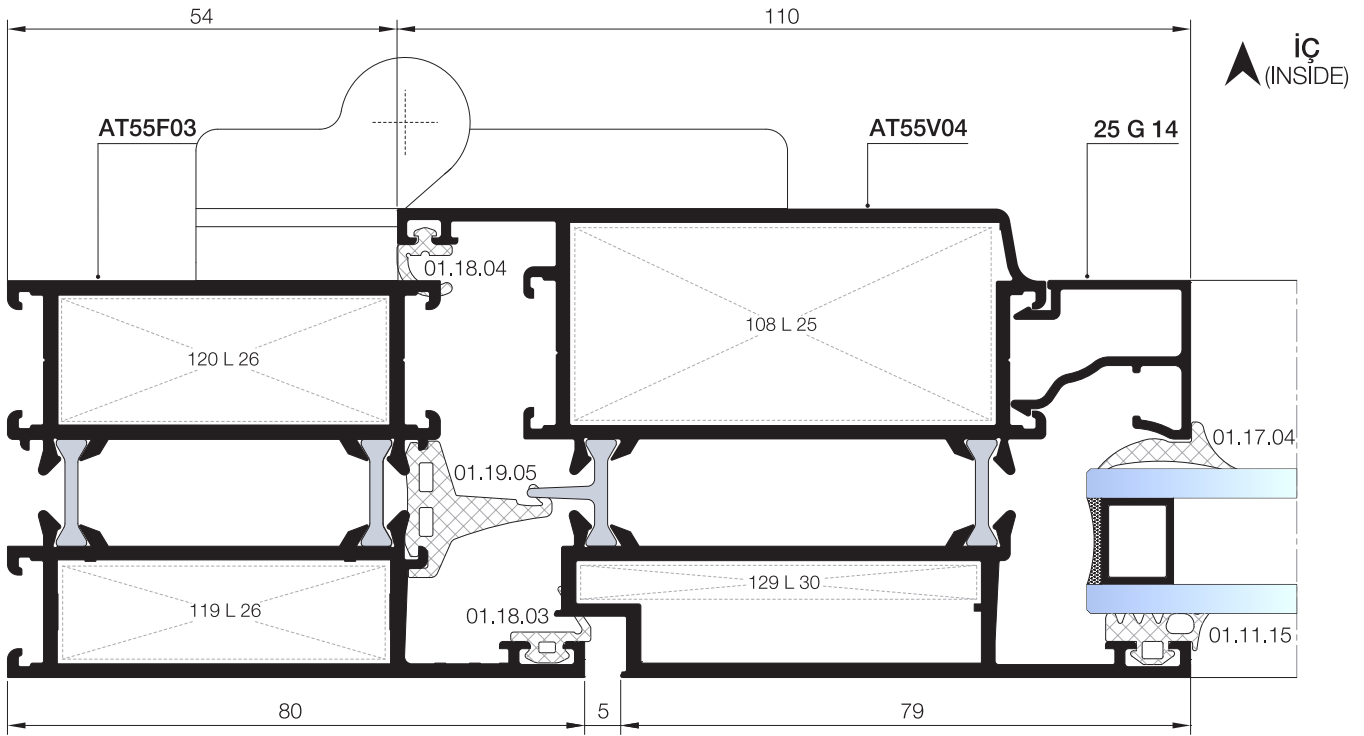
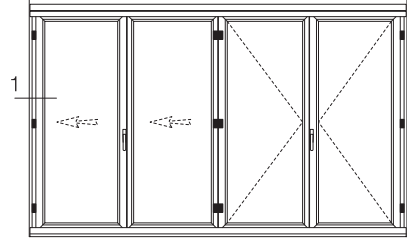
09

10



30A DETAYI
DETAIL

KATLANIR KAPI DETAYI
FOLDING DOOR DETAILS



① DETAYI
DETAIL

01

02

03

04

05

06

07

08

09

10

01

02

03

04

05

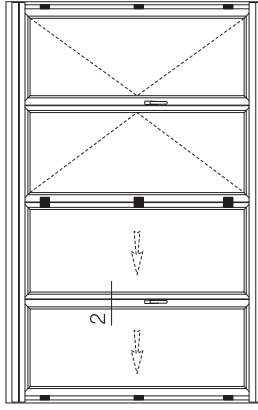
06

07

08

09

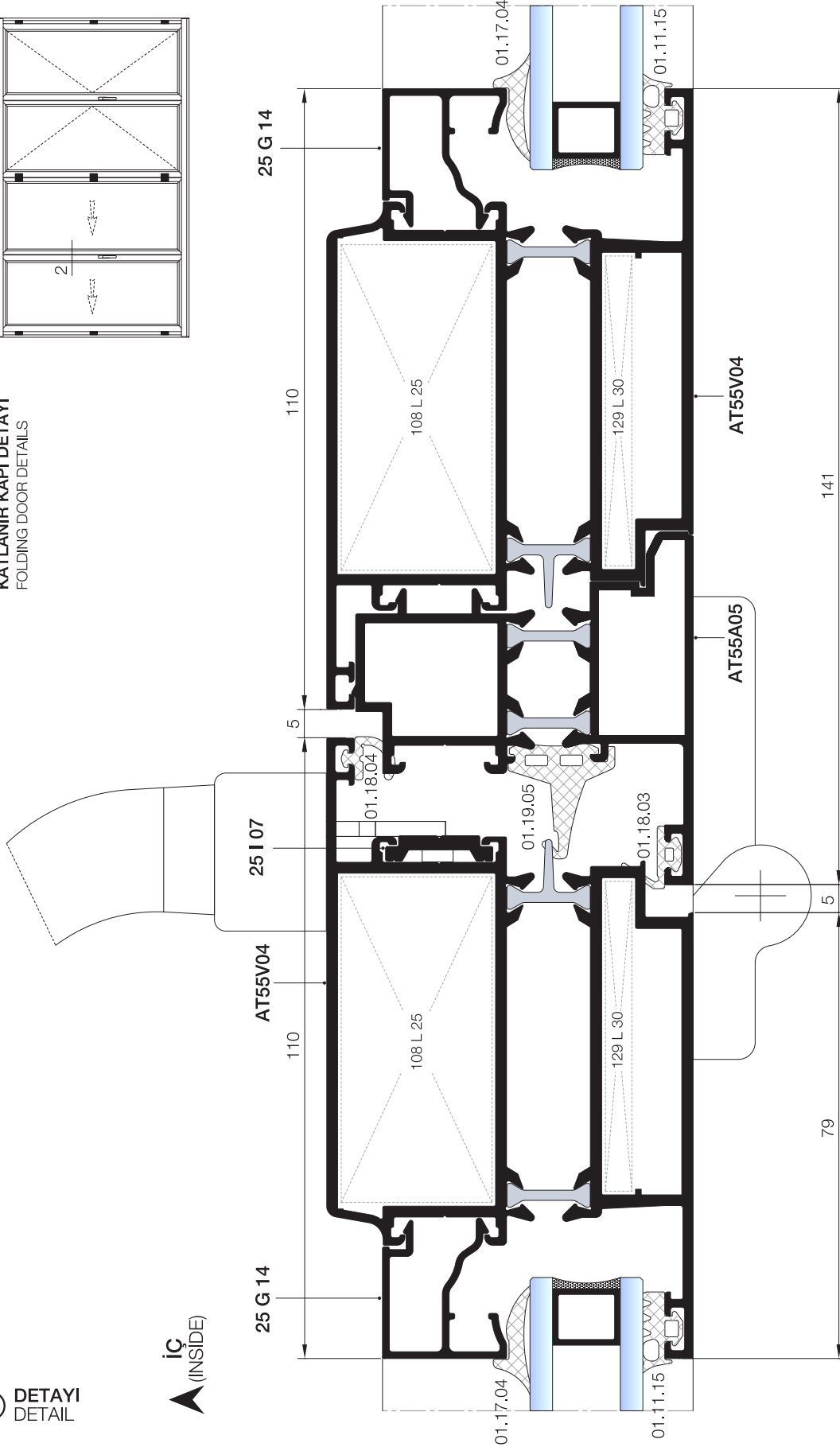
10

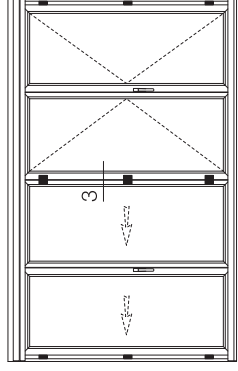


KATLANIR KAPI DETAYI
FOLDING DOOR DETAILS

2 DETAYI
DETAIL

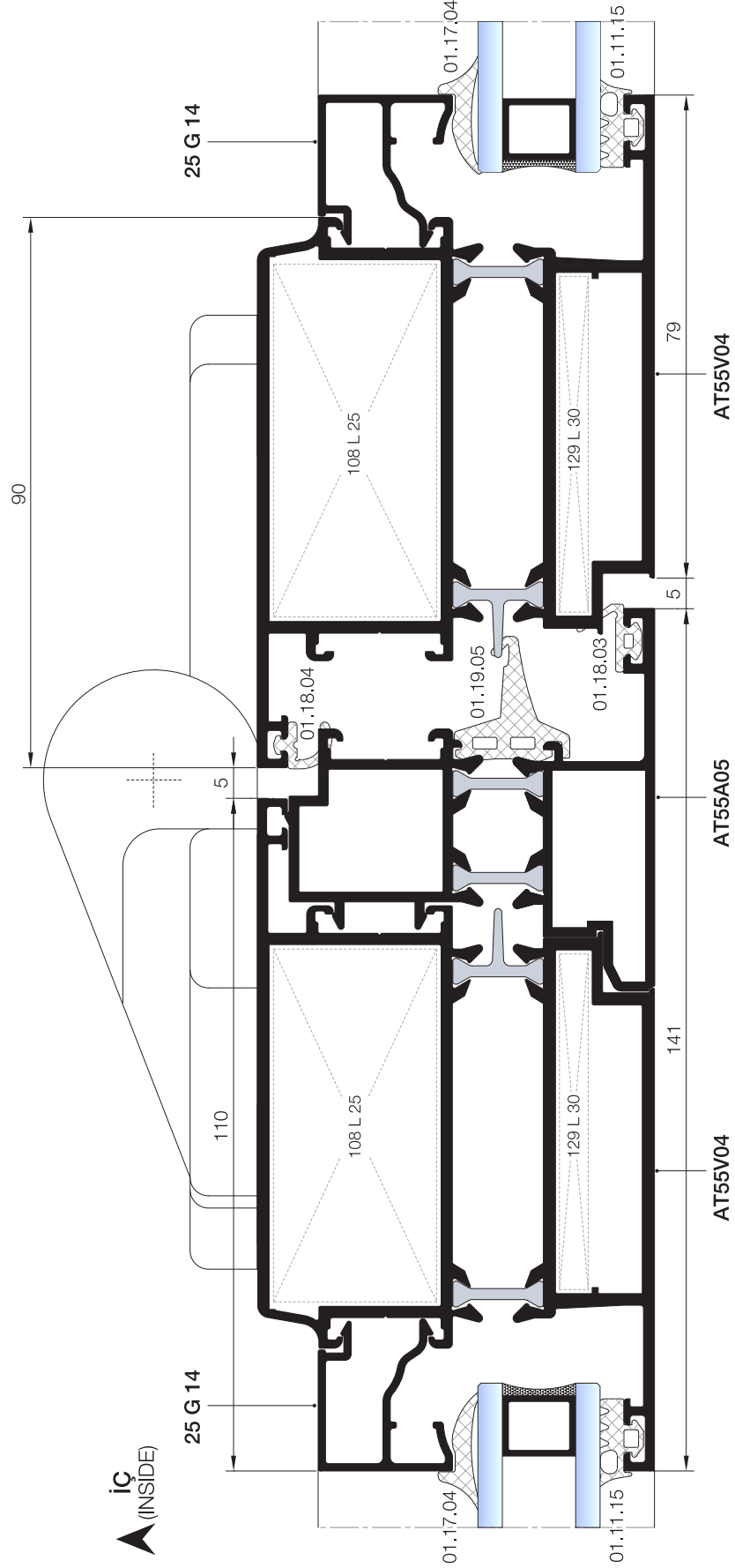
İÇ
(INSIDE)





KATLANIR KAPI DETAYI
FOLDING DOOR DETAILS

③ DETAYI
DETAIL



ic
(INSIDE)

01

02

03

04

05

06

07

08

09

10

01

02

03

04

05

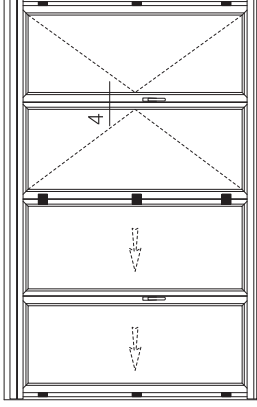
06

07

08

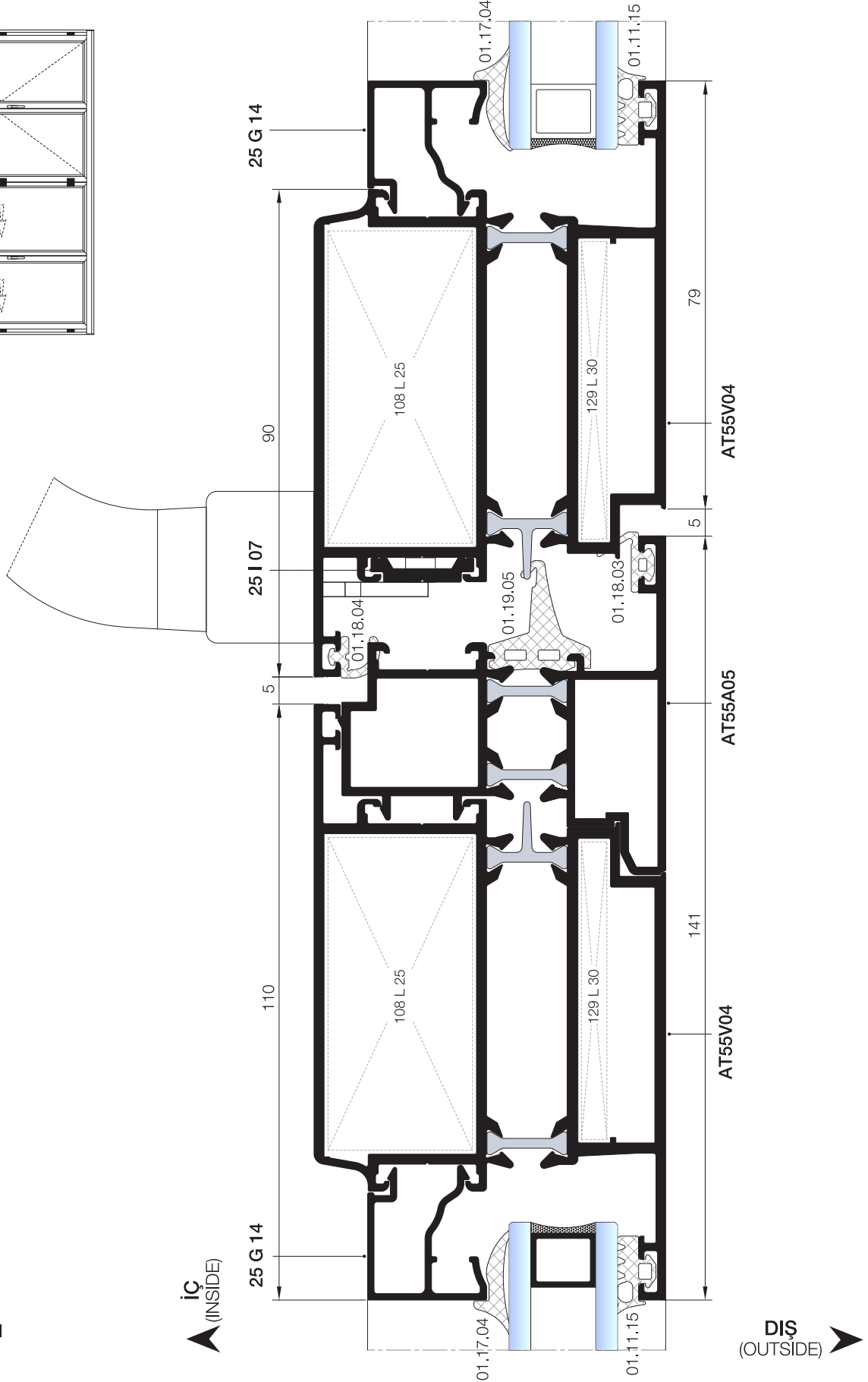
09

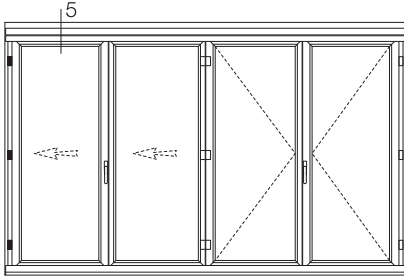
10



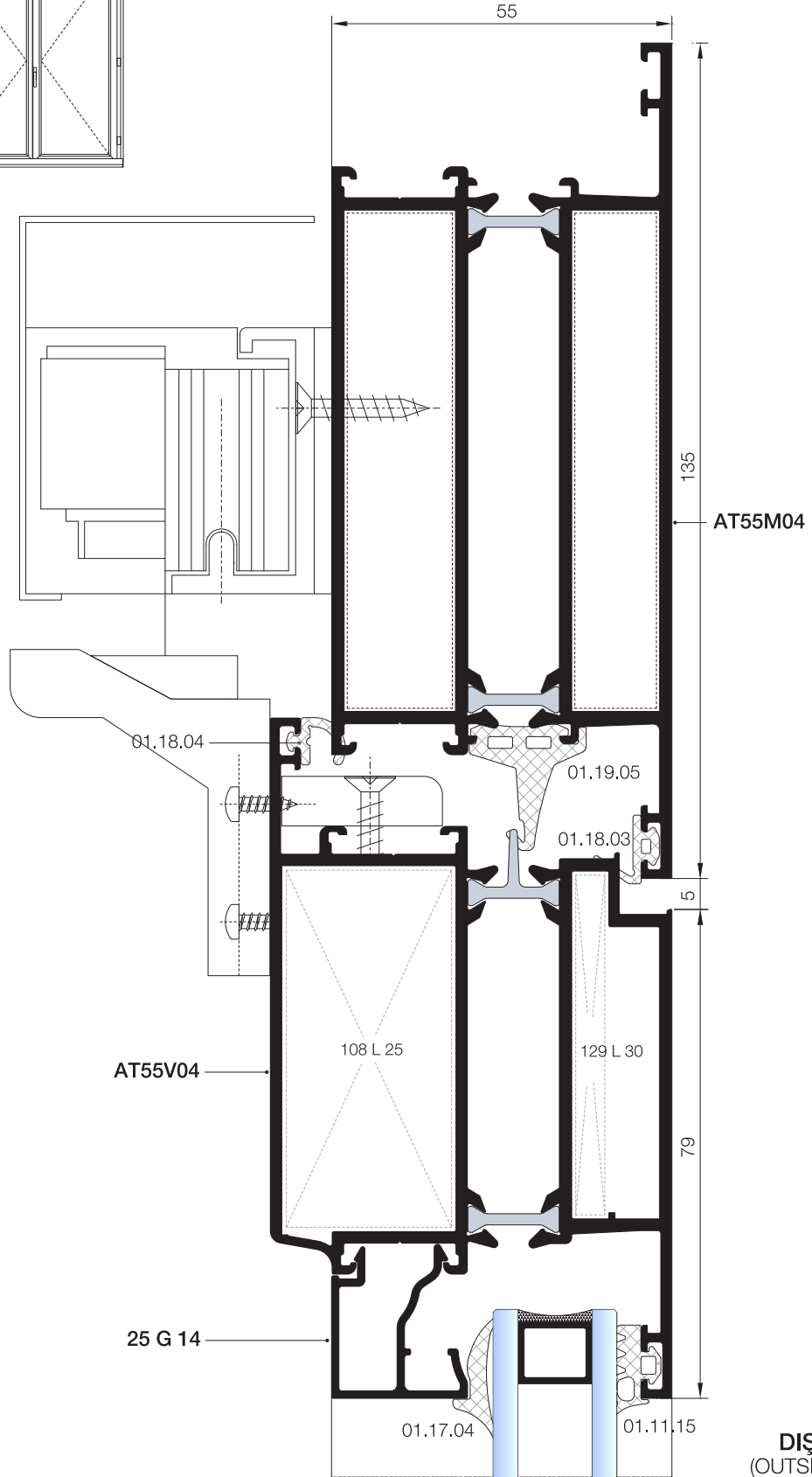
KATLANIR KAPI DETAYI
FOLDING DOOR DETAILS

4 DETAYI
DETAIL





KATLANIR KAPI DETAYI
FOLDING DOOR DETAILS



01

02

03

04

05

06

07

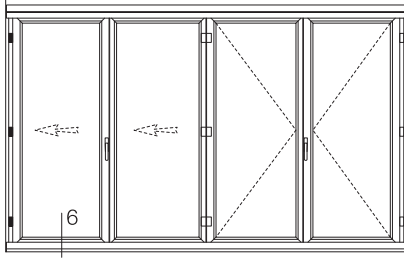
08

09

10

⑤ DETAYI
DETAIL

01



02

03

KATLANIR KAPI DETAYI
FOLDING DOOR DETAILS

04

05

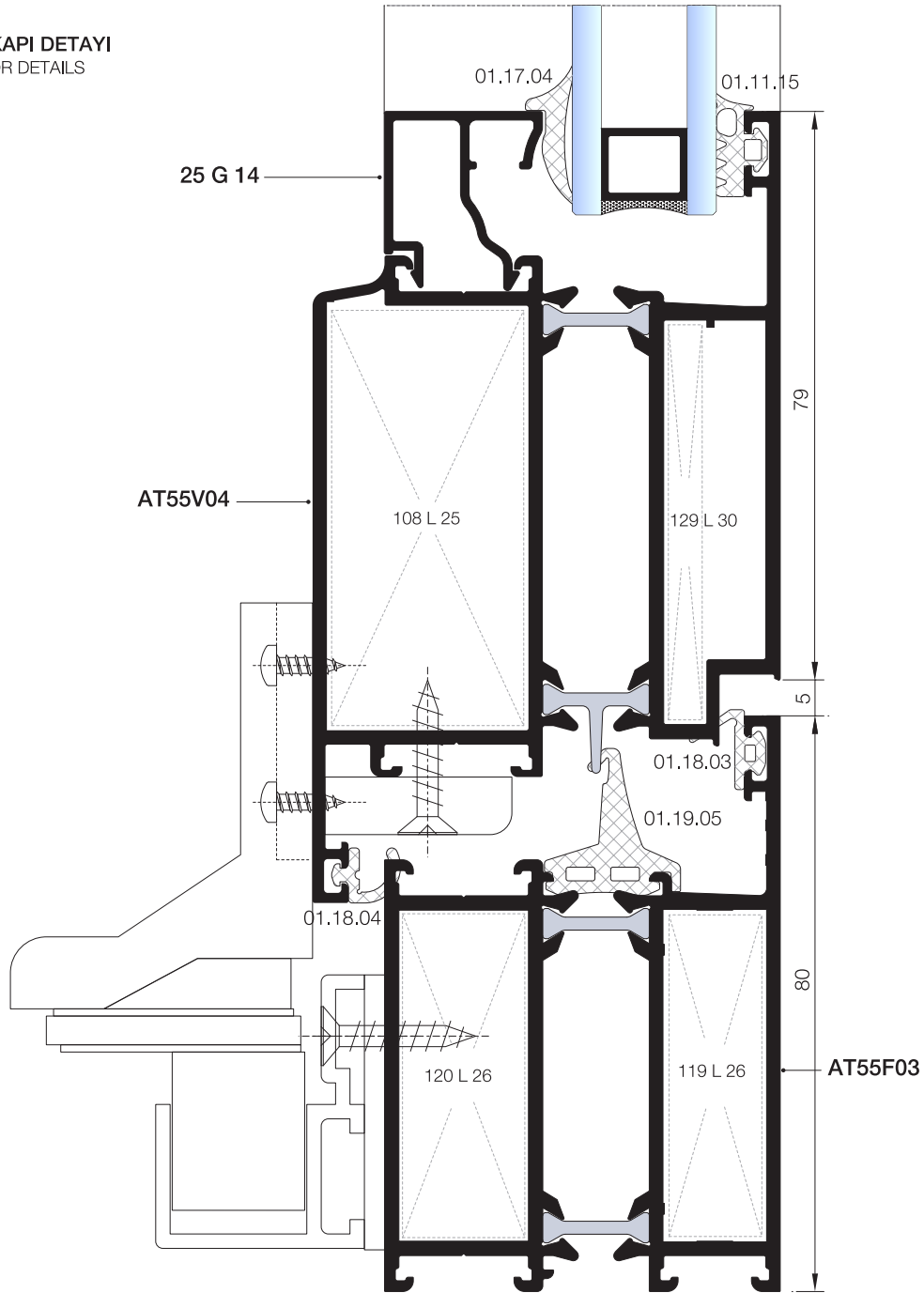
06

07

08

09

10



⑥ DETAYI
DETAIL

DIŞ
(OUTSIDE) ➔

MİMARİ KATALOG ARCHITECTURAL CATALOGUE

Alüminyum Kapı Pencere ve Giydirme Cephe Sistemleri
Aluminium Window Doors and Facade Systems



Rescara Sistem Detayları
Rescara System Details

RWT55

AKSESUARLAR

ACCESSORIES

01

02

03

04

05


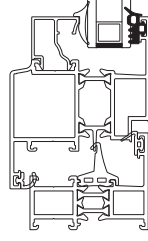

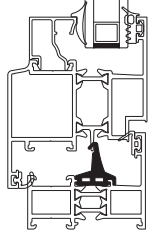

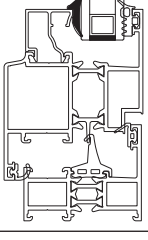

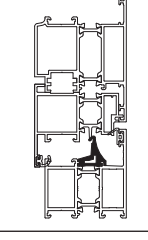

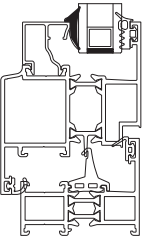

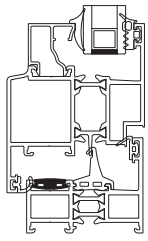

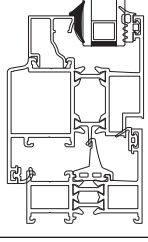

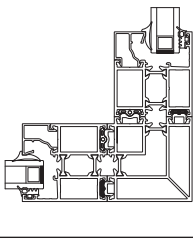

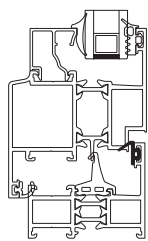

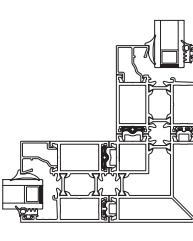

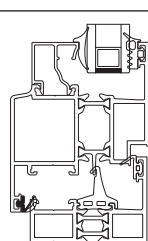

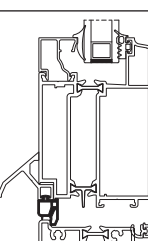

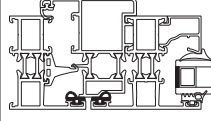
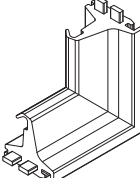
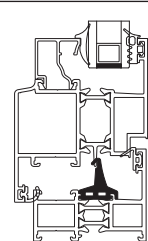
06

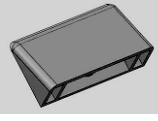
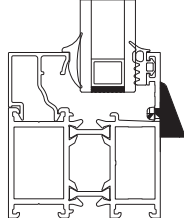
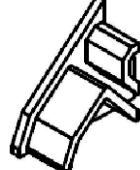
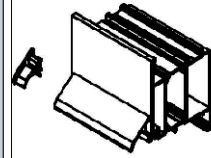
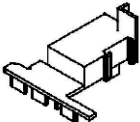
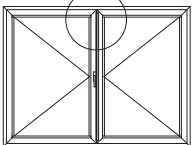
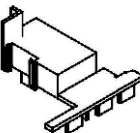
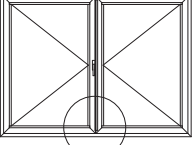
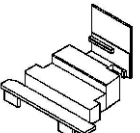
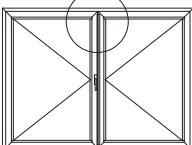
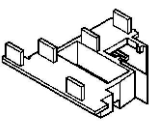
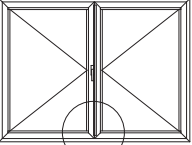

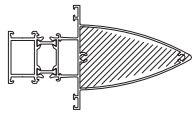
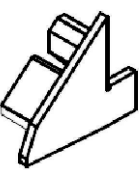
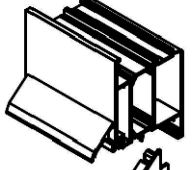
07

08

09

10

01		01.11.15 DIŞ CAM FITİLİ 4mm OUTSIDE GLAZING GASKET 4mm Malzeme / Material : EPDM Ağırlık / Weight : 78 gr/m Paket / Package : 190 m / 15 kg			01.19.05 TOZLUK FITİLİ CENTRAL GASKET Malzeme / Material : EPDM Ağırlık / Weight : 183 gr/m Paket / Package : 82 m / 15 kg	
02						
03		01.17.03 İÇ CAM FITİLİ 2,8mm INSIDE GLAZING GASKET 2,8mm Malzeme / Material : EPDM Ağırlık / Weight : 60 gr/m Paket / Package : 250 m / 15 kg			01.19.55 PİVOT TOZLUK FITİLİ CENTRAL GASKET FOR PIVOT Malzeme / Material : EPDM Ağırlık / Weight : 180 gr/m Paket / Package : 83 m / 15 kg	
04		01.17.04 İÇ CAM FITİLİ 3,6mm INSIDE GLAZING GASKET 3,6mm Malzeme / Material : EPDM Ağırlık / Weight : 69 gr/m Paket / Package : 215 m / 15 kg			01.19.06 KAPATMA FITİLİ FILLING GASKET Malzeme / Material : EPDM Ağırlık / Weight : 80 gr/m Paket / Package : 185 m / 15 kg	
05						
06		01.17.05 İÇ CAM FITİLİ 4,6mm INSIDE GLAZING GASKET 4,6mm Malzeme / Material : EPDM Ağırlık / Weight : 90 gr/m Paket / Package : 165 m / 15 kg			01.19.09 ADAPTÖR FITİLİ ADAPTER GASKET Malzeme / Material : EPDM Ağırlık / Weight : 44 gr/m Paket / Package : 340,9 m / 15 kg	
07						
08		01.18.03 DIŞ BİNİ FITİLİ OUTSIDE ACOUSTICAL GASKET Malzeme / Material : EPDM Ağırlık / Weight : 40 gr/m Paket / Package : 375 m / 15 kg			01.19.10 ADAPTÖR FITİLİ ADAPTER GASKET Malzeme / Material : EPDM Ağırlık / Weight : 50 gr/m Paket / Package : 300 m / 15 kg	
09		01.18.04 İÇ BİNİ FITİLİ INSIDE ACOUSTICAL GASKET Malzeme / Material : EPDM Ağırlık / Weight : 40 gr/m Paket / Package : 375m / 15 kg			01.20.04 EŞİK FITİLİ THRESHOLD GASKET Malzeme / Material : EPDM Ağırlık / Weight : 118 gr/m Paket / Package : 127,1m / 15 kg	
10		01.18.06 ADAPTÖR FITİLİ GASKET FOR ADAPTER Malzeme / Material : EPDM Ağırlık / Weight : 50 gr/m Paket / Package : 300m / 15 kg			03.11.04 KÖŞE ENJEKSİYON FITİLİ CORNER GASKET Malzeme / Material : EPDM 01.19.05 için / for 01.19.05	

	<p>04.02.07</p> <p>TAHLİYE KAPAĞI DRAINAGE COVER</p> <p>Malzeme / Material : PVC Renk / Color : Siyah / Black</p>			<p>04.10.16B</p> <p>DAMLALIK YAN KAPAĞI DROPPER SIDE CAP</p> <p>Malzeme / Material : PVC Renk / Color : Siyah / Black T64 A 19 için / for T64 A 19</p>	
	<p>04.06.27A</p> <p>ADAPTÖR KAPAĞI ADAPTER CAP</p> <p>Malzeme / Material : PVC Renk / Color : Siyah / Black AT55 A 05 için / for AT55 A 05</p>				
	<p>04.06.27B</p> <p>ADAPTÖR KAPAĞI ADAPTER CAP</p> <p>Malzeme / Material : PVC Renk / Color : Siyah / Black AT55 A 05 için / for AT55 A 05</p>				
	<p>04.06.46</p> <p>ÜST ADAPTÖR KAPAĞI UPPER ADAPTER CAP</p> <p>Malzeme / Material : PVC Renk / Color : Siyah / Black AT55 A 22 için / for AT55 A 22</p>				
	<p>04.06.47</p> <p>ALT ADAPTÖR KAPAĞI BOTTOM ADAPTER CAP</p> <p>Malzeme / Material : PVC Renk / Color : Siyah / Black AT55 A 22 için / for AT55 A 22</p>				
	<p>04.10.11</p> <p>DİKME KAPAĞI MULLION CAP</p> <p>Malzeme / Material : PVC Renk / Color : Siyah / Black AT55 M 05 için / for AT55 M 05</p>				
	<p>04.10.16A</p> <p>DAMLALIK YAN KAPAĞI DROPPER SIDE CAP</p> <p>Malzeme / Material : PVC Renk / Color : Siyah / Black T64 A 19 için / for T64 A 19</p>				

01

02

03

04

05

06

07

08

09

10

PENCERE MENTEŞELERİ / WINDOW HINGES

01




15.01.16

GIESSE PENCERE MENTEŞESİ
GIESSE HINGE FOR WINDOWS

Renk / Color : Siyah-Beyaz-Gri-Eloksal
Black-White-Grey-Anodised

75 kg için 2 adet, 85 kg için 3 adet kullanılmalıdır. / Should be used 2 for 75 kg, 3 for 85 kg.
EN 1935:2002



15.01.03

RESCARA PENCERE MENTEŞESİ
HINGE FOR WINDOWS

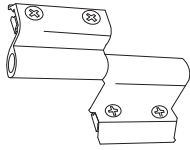
Renk / Color : Siyah-Beyaz-Gri
Black-White-Grey

75 kg için 2 adet, 85 kg için 3 adet kullanılmalıdır. / Should be used 2 for 75 kg, 3 for 85 kg.
EN 1935:2002

02

03

04

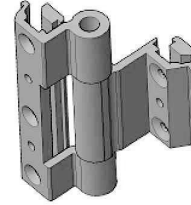


15.01.08

YERLİ PENCERE MENTEŞESİ
LOCAL HINGE FOR WINDOWS

Renk / Color : Siyah-Beyaz-Gri-Eloksal
Black-White-Grey-Anodised

50 kg için 2 adet kullanılmalıdır. / Should be used 2 for 50 kg.
Max. kanat ölçüsü 900x1300 / Max. vent dimension 900x1300
TS EN 1935



15.01.12

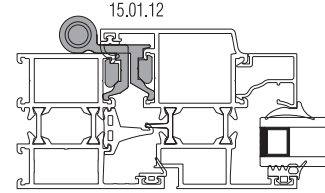
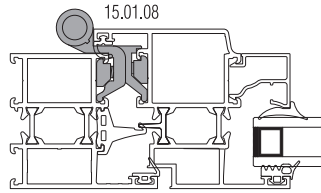
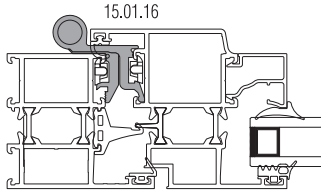
YERLİ PENCERE MENTEŞESİ
LOCAL HINGE FOR WINDOWS

Renk / Color : Siyah-Beyaz-Gri-Eloksal
Black-White-Grey-Anodised

TS EN 1935

05

06



Ölçek/Scale: 1/3

KAPI MENTEŞELERİ / DOOR HINGES

07

08



15.02.14

GIESSE KAPI MENTEŞESİ
GIESSE HINGE FOR DOORS

Renk / Color : Siyah-Beyaz-Eloksal
Black-White-Anodised

100 kg için 2 adet, 120 kg için 3 adet kullanılmalıdır. / Should be used 2 for 100 kg, 3 for 120 kg.
EN 1935



15.02.09


YERLİ KAPI MENTEŞESİ
LOCAL HINGE FOR DOORS

Renk / Color : Siyah-Beyaz-Gri-Eloksal
Black-White-Grey-Anodised

85 kg için 3 adet kullanılmalıdır. / Should be used 3 for 85 kg.
Max. kanat ölçüsü 900x2200 / Max. vent dimension 900x2200
TS EN 1935

09

10




15.02.12

YERLİ KAPI MENTEŞESİ
LOCAL HINGE FOR DOORS

Renk / Color : Siyah-Beyaz-Gri-Eloksal
Black-White-Grey-Anodised

100 kg için 3 adet kullanılmalıdır. / Should be used 3 for 100 kg.
Max. kanat ölçüsü 900x2300 / Max. vent dimension 900x2300
TS EN 1935

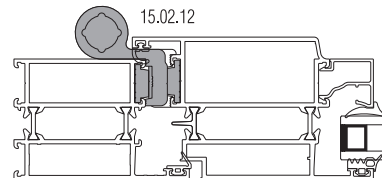
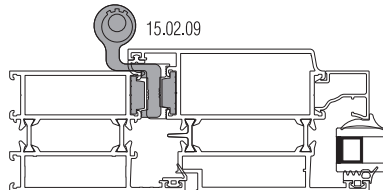
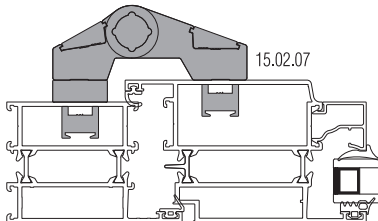


15.02.07

YERLİ KAPI MENTEŞESİ
LOCAL HINGE FOR DOORS

Renk / Color : Siyah-Beyaz-Gri-Eloksal
Black-White-Grey-Anodised

100 kg için 2 adet kullanılmalıdır. / Should be used 2 for 100 kg.
Max. kanat ölçüsü 900x2200 / Max. vent dimension 900x2200
TS EN 1935



Ölçek/Scale: 1/3

ÇİFT EKSEN MEKANİZMALARI / TILT & TURN MECHANISM

01

02

03

04

05

06

07

08

09

10



GIESSE FUTURA ÇİFT AÇILIM SETİ 80 kg
GIESSE TILT & TURN MECHANISM 80 kg

Renk / Color : Siyah-Beyaz-Gri
Black-White-Grey

GIESSE ÇİFT AÇILIM SETİ GIESSE TILT & TURN MECHANISM	KANAT GENİŞLİĞİ SASH WIDTH	KANAT YÜKSEKLİĞİ SASH HEIGHT	KANAT AĞIRLIĞI SASH WEIGHT	ÇİFT AÇILIM SETİ TILT & TURN MECHANISM
07.06.62	410 - 569 mm	600 - 1200 mm	80 kg	Çift Açılım Seti Tip 1 / Tilt & Turn Mechanism
07.06.63	410 - 569 mm	1201 - 2500 mm	80 kg	Çift Açılım Seti Tip 1 + Arka Kilitleme / Tilt & Turn Mechanism+Additional Tilt&Turn (Back)
07.06.64	570 - 1000 mm	600 - 1200 mm	80 kg	Çift Açılım Seti Tip 2 / Tilt & Turn Mechanism Style 2
07.06.65	570 - 1000 mm	1201 -2500 mm	80 kg	Çift Açılım Seti Tip 2 + Arka Kilitleme / Tilt & Turn Mechanism Style 2+Additional Tilt&Turn (Back)
07.06.66	1001 - 1700 mm	600 - 1200 mm	80 kg	Çift Açılım Seti Tip 2+ Alt Kilitleme + İlave Makas / Tilt & Turn Mechanism Style 2 Additional Tilt&Turn (Down)+Additional Arm
07.06.67	1001 - 1700 mm	1201 - 2500 mm	80 kg	Çift Açılım Seti Tip 2+ Alt Kilitleme + Arka Kilitleme + İlave Makas / Tilt & Turn Mechanism Style 2+Additional Tilt&Turn (Down)+Additional Tilt & Turn (Back)+Additional Arm



GIESSE FUTURA ÇİFT AÇILIM SETİ 130 kg
GIESSE TILT & TURN MECHANISM 130 kg

Renk / Color : Siyah-Beyaz-Gri
Black-White-Grey

*** Stok Sorulmalıdır.

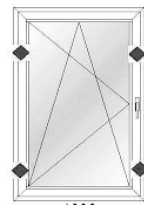
GIESSE ÇİFT AÇILIM SETİ GIESSE TILT & TURN MECHANISM	KANAT GENİŞLİĞİ SASH WIDTH	KANAT YÜKSEKLİĞİ SASH HEIGHT	KANAT AĞIRLIĞI SASH WEIGHT	ÇİFT AÇILIM SETİ TILT & TURN MECHANISM
07.06.68	410 - 700 mm	600 - 1200 mm	130 kg	Çift Açılım Seti Tip 1 / Tilt & Turn Mechanism Style 1
07.06.69	410 - 700 mm	1201 - 3000 mm	130 kg	Çift Açılım Seti Tip 1+ Arka Kilitleme / Tilt & Turn Mechanism Style 1 + Additional Tilt&Turn (Back)
07.06.70	701 - 1000 mm	600 - 1200 mm	130 kg	Çift Açılım Seti Tip 2 / Tilt & Turn Mechanism Style 2
07.06.71	701 - 1000 mm	1201 - 3000 mm	130 kg	Çift Açılım Seti Tip 2 + Arka Kilitleme / Tilt & Turn Mechanism Style 2+ Additional Tilt&Turn (Back)
07.06.72	1001 - 1300 mm	600 - 1200 mm	130 kg	Çift Açılım Seti Tip 2+ İlave Makas + Alt Kilitleme / Tilt & Turn Mechanism Style 2+Additional Arm+Additional Tilt&Turn (Down)
07.06.73	1001 - 1300 mm	1201 - 3000 mm	130 kg	Çift Açılım Seti Tip 2+ İlave Makas + Alt Kilitleme + Arka Kilitleme / Tilt & Turn Mechanism Style 2+Additional Arm+Additional Tilt&Turn (Down)+Additional Tilt&Turn (Back)



07.06.60

İTHAL ÇİFT AÇILIM SETİ
TILT&TURN MECHANISM

Renk / Color : Siyah-Beyaz-Gri
Black-White-Grey



Kanat Genişliği: 570 - 1000 mm
Kanat Yüksekliği: 400 - 1200 mm

Sash Width: 570 - 1000 mm
Sash Height: 400 - 1200 mm

PENCERE KOLLARI / WINDOW HANDLES

01	<p>07.05.12 RESCARA İSPANYOLEK KOL (ÇİFT DİLLİ) HANDLE FOR WINDOWS (DOUBLE RAIL) Renk / Color : Siyah-Beyaz-Gri Black-White-Grey</p> <p>EN 1670</p>	<p>07.05.25 GIESSE İSPANYOLEK KOL (ÇİFT DİLLİ) GIESSE HANDLE FOR WINDOWS (DOUBLE RAIL) Renk / Color : Siyah-Beyaz-Gri Black-White-Grey</p> <p>UNI CEI EN ISO / IEC 17050</p>
02		
03	<p>07.13.02 ORTA GÖBEK PİMİ CENTRAL LOCK PIN</p> <p>07.05.12 Kol için / For handle 07.05.12</p>	<p>07.25.01 GIESSE TİJ BAĞLANTI PARÇASI GIESSE CONNECTION ROD Renk / Color : Siyah-Black Malzeme / Material : Polyamid-Polyamide</p> <p>07.05.25 Kol için / For handle 07.05.25</p>
04		

İSPANYOLEK KİLİTLEME PARÇALARI / LOCKING KITS

05	<p>18.03.08 GIESSE AYARLI SÜRGÜ GIESSE ADJUSTABLE BOLT Malzeme / Material: Zamak/Zamak</p> <p>EN 12051:2001</p>	<p>18.06.01 GIESSE KARŞILIK GIESSE STRIKER Malzeme / Material: Paslanmaz Çelik ve Zamak Stainless Steel & Zamak</p>
06		
07	<p>07.13.06 GIESSE PİM GIESSE ADJUSTABLE LOCKING PAWL Malzeme / Material: Zamak/Zamak</p>	<p>07.09.07 GIESSE AYARLI PİM KARŞILIĞI GIESSE ADJUSTABLE SINGLE STRIKER Malzeme / Material: Zamak/Zamak</p>
08		
09	<p>07.21.02 GIESSE KÖŞE DÖNME GIESSE CORNER DRIVE Malzeme / Material: Zamak/Zamak</p>	<p>07.09.08 GIESSE ARKA KİLİTLEME GIESSE BURGLAR BOLT Malzeme / Material: Zamak/Zamak</p>
10	<p>18.07.01 SÜRGÜ SETİ GIESSE BOLT FOR COMBINED WING Malzeme / Material: Zamak-Polyamid Zamak & Polyamide</p> <p>Pasif kanat için / For secondary sash</p>	

AKSESUARLAR / KOL & KİLİTLEME SETLERİ
ACCESSORIES / HANDLES & LOCKING KITS

RWT55

01

02

03

04

05

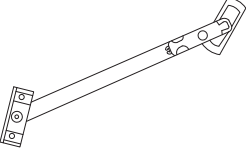
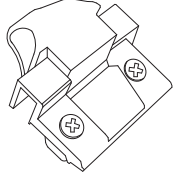
06

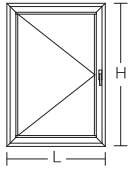
07

08

09

10

	<p>07.07.02</p> <p>VASİSTAS MAKAS ARM FOR BOTTOM-HUNG WINDOWS</p> <p>Renk / Color : Siyah-Beyaz-Gri Black-White-Grey</p>		<p>07.08.01</p> <p>VASİSTAS MANDAL DEVICE FOR CLOSING BOTTOM-HUNG WINDOWS</p> <p>Renk / Color : Siyah-Beyaz-Gri Black-White-Grey</p>
---	---	--	---

		<p>***KOL VE KİLİTLEME SETİ SEÇİM TABLOSU HANDLE AND LOCKING KIT TABLE</p>			
		L<1000 H<1200		L>1000 H>1200	
KOD CODE	AÇIKLAMA DESCRIPTION	07.05.12 kol ile with 07.05.12 handle	07.05.25 kol ile with 07.05.25 handle	07.05.12 kol ile with 07.05.12 handle	07.05.25 kol ile with 07.05.25 handle
07.05.12	ÇİFT DİLLİ İSPANYOLET KOL DOUBLE RAIL HANDLE	1		1	
07.05.25	GIESSE ÇİFT DİLLİ KOL GIESSE DOUBLE RAIL HANDLE		1		1
07.13.02	ORTAĞÖBEK PİMİ CENTRAL LOCK PIN	2		2	
07.25.01	GIESSE KOL BAĞLANTI PARÇASI GIESSE ROD CONNECTION PIECES		1		1
18.03.08	GIESSE AYARLANABİLİR SÜRGÜ GIESSE ADJUSTABLE BOLT	2	2		
18.06.01	GIESSE KARŞILIK GIESSE DOUBLE STRIKER	2	2		
07.21.02	GIESSE KÖŞE DÖNME PARÇASI GIESSE CORNER DRIVE			2	2
07.13.06	GIESSE PİM GIESSE ADJUSTABLE LOCKING PAWL			4	4
07.09.07	GIESSE AYARLI PİM KARŞILIĞI GIESSE ADJUSTABLE SINGLE STRIKER			4	4

*** Giesse kol ve kilitleme aksesuarları 25 I 07 tij profili ile kullanılmalıdır.

Giesse handle and locking accessories should be used with 25 I 07 rod profile

01

02

03

04

05

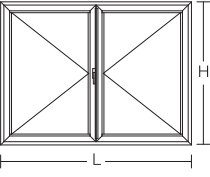
06

07

08

09

10

		***KOL VE KİLİTLEME SETİ SEÇİM TABLOSU HANDLE AND LOCKING KIT TABLE			
		L<1000 H<1200		L>1000 H>1200	
KOD CODE	AÇIKLAMA DESCRIPTION	07.05.12 kol ile with 07.05.12 handle	07.05.25 kol ile with 07.05.25 handle	07.05.12 kol ile with 07.05.12 handle	07.05.25 kol ile with 07.05.25 handle
HAREKETLİ KANAT / FIRST SASH					
07.05.12	ÇİFT DİLLİ İSPANYOLET KOL DOUBLE RAIL HANDLE	1		1	
07.05.25	GIESSE ÇİFT DİLLİ KOL GIESSE DOUBLE RAIL HANDLE		1		1
07.13.02	ORTAĞÖBEK PİMİ CENTRAL LOCK PIN	2		2	
07.25.01	GIESSE KOL BAĞLANTI PARÇASI GIESSE ROD CONNECTION PIECES		1		1
18.03.08	GIESSE AYARLANABİLİR SÜRGÜ GIESSE ADJUSTABLE BOLT	2	2		
18.06.01	GIESSE KARŞILIK GIESSE DOUBLE STRIKER	2	2		
07.21.02	GIESSE KÖŞE DÖNME PARÇASI GIESSE CORNER DRIVE			2	2
07.13.06	GIESSE PİM GIESSE ADJUSTABLE LOCKING PAWL			4	4
07.09.07	GIESSE AYARLI PİM KARŞILIĞI GIESSE ADJUSTABLE SINGLE STRIKER			4	4
PASİF KANAT / SECONDARY SASH					
18.07.01	GIESSE SÜRGÜ SETİ GIESSE BOLT FOR SECONDARY SASH	1	1	1	1
07.09.08	GIESSE ARKA KİLİTLEME GIESSE BURGLAR BOLT			1	1

*** Giesse kol ve kilitleme aksesuarları 25 I 07 tij profili ile kullanılmalıdır.

Giesse handle and locking accessories should be used with 25 I 07 rod profile

KAPI KOLLARI / DOOR HANDLES

 <p>07.14.06 GIESSE KAPI KOLU GIESSE DOOR HANDLE Renk / Color : Siyah-Beyaz-Gri Black-White-Grey</p>	 <p>07.14.04 KAPI KOLU DOOR HANDLE Renk / Color : Siyah-Beyaz-Gri Black-White-Grey</p>
 <p>07.17.02 D KAPI KOLU DOOR HANDLE Renk / Color : Siyah-Beyaz-Gri-Eloksal Black-White-Grey-Anodised</p> <p>Ölçüler / Dimensions: H: 40 cm / O: 2,5 cm</p>	 <p>07.17.06 V KAPI KOLU DOOR HANDLE Renk / Color : Siyah-Beyaz-Gri-Eloksal Black-White-Grey-Anodised</p> <p>Ölçüler / Dimensions: H: 20 cm / O: 2,5 cm</p>
 <p>07.17.08 U KAPI KOLU DOOR HANDLE Renk / Color : Siyah-Beyaz-Gri-Eloksal Black-White-Grey-Anodised</p> <p>Ölçüler / Dimensions: H: 40 cm / O: 2,5 cm</p>	 <p>07.17.10 D KAPI KOLU DOOR HANDLE Renk / Color : Siyah-Beyaz-Gri-Eloksal Black-White-Grey-Anodised</p> <p>Ölçüler / Dimensions: H: 20 cm / O: 2,5 cm</p>
 <p>07.17.11 D KAPI KOLU DOOR HANDLE Renk / Color : Siyah-Beyaz-Gri-Eloksal Black-White-Grey-Anodised</p> <p>Ölçüler / Dimensions: H: 30 cm / O: 2,5 cm</p>	 <p>07.17.19 AKBANK KAPI KOLU DOOR HANDLE Renk / Color : Siyah-Beyaz-Gri-Eloksal Black-White-Grey-Anodised</p> <p>Ölçüler / Dimensions: H: 200 cm</p>
 <p>07.17.20 YARIM AY BORU KOLU DOOR HANDLE Renk / Color : Siyah-Beyaz-Gri-Eloksal Black-White-Grey-Anodised</p> <p>Ölçüler / Dimensions: H: 30 cm / O: 2,5 cm</p>	 <p>07.17.21 U ÇEKME KOL DOOR HANDLE Renk / Color : Siyah-Beyaz-Gri-Eloksal Black-White-Grey-Anodised</p> <p>Ölçüler / Dimensions: H: 20 cm</p>
 <p>07.17.22 YAY KOL DOOR HANDLE Renk / Color : Siyah-Beyaz-Gri-Eloksal Black-White-Grey-Anodised</p> <p>Ölçüler / Dimensions: H: 50 cm</p>	 <p>07.17.23 BASTON KOL DOOR HANDLE Renk / Color : Siyah-Beyaz-Gri-Eloksal Black-White-Grey-Anodised</p> <p>Ölçüler / Dimensions: H: 90 cm / O: 2,5 cm</p>

01

02

03

04

05

06

07


08

09

10

KAPI KİLİTLERİ / DOOR LOCKS

01



18.01.01

MAKARALI KİLİT
MORTISE LOCK (WITH ROLLER)




18.02.21

MAKARALI KİLİT KARŞILIĞI
STRIKER ROLLER LOCK

02

03



18.01.02

DİLLİ KİLİT
MORTISE LOCK

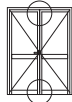


18.02.20

DİLLİ KİLİT KARŞILIĞI
STRIKER MORTISE LOCK

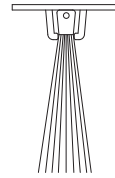
04

05



18.03.01

KAPI ALT ÜST KİLİTLEME
BOLT FOR DOORS

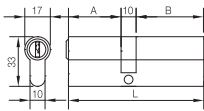


17.02.01

KAPI ALTI FIRÇASI
BRUSH FOR DOORS

Malzeme / Material : Polipropilen
Polypropylene

06



18.04.01

BAREL
CYLINDER

Malzeme / Material : Krom-Nikel
Chrome-Nickel



18.05.02

BAREL AYNASI
CYLINDER COVER

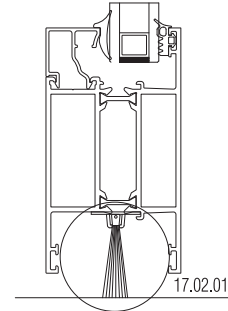
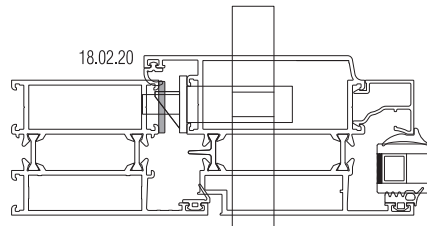
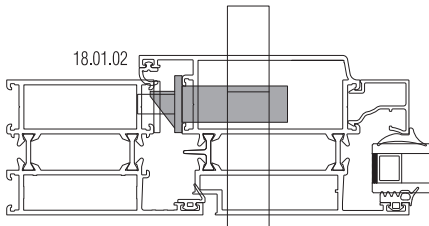
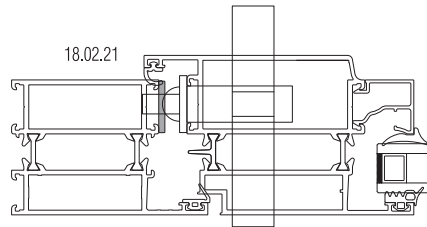
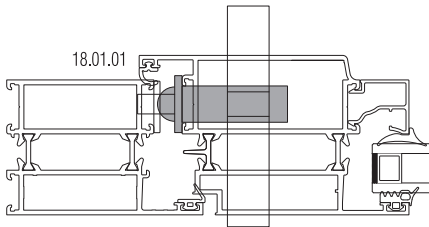
Renk / Color : Siyah-Beyaz
Black-White

07

08

09

10



Ölçek/Scale: 1/3

KAPI KİLİTLERİ / DOOR LOCKS

01

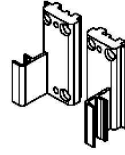


15.03.02

GIESSE PİVOT MENTEŞE
GIESSE PIVOT HINGE

Malzeme / Material : Zamak-Alüminyum-Polyamid
Zamak-Aluminium-Polyamide

Maksimum kanat ağırlığı / Maximum sash weight = Dikey / Vertical: 100 kg Yatay / Horizontal: 120 kg
Maksimum kanat ebatları / Maximum sash dimensions
Dikey / vertical: L: 1600 mm H: 2200 mm Yatay / Horizontal: L: 1600 mm H: 2200 mm



15.03.03

GIESSE PİVOT MENTEŞE ALT PARÇASI
GIESSE PIVOT FIXING PLATE

02



07.05.26

GIESSE YATAY PİVOT İÇİN KOL
GIESSE HANDLE FOR HORIZONTAL PIVOT

Renk / Color : Siyah-Beyaz-Gri
Black-White-Grey

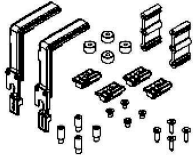


07.25.02

GIESSE YATAY PİVOT İÇİN MEKANİZMA
GIESSE MECHANISM FOR HORIZONTAL PIVOT

Malzeme / Material : Zamak-Polyamid
Zamak-Polyamide

03



07.26.01

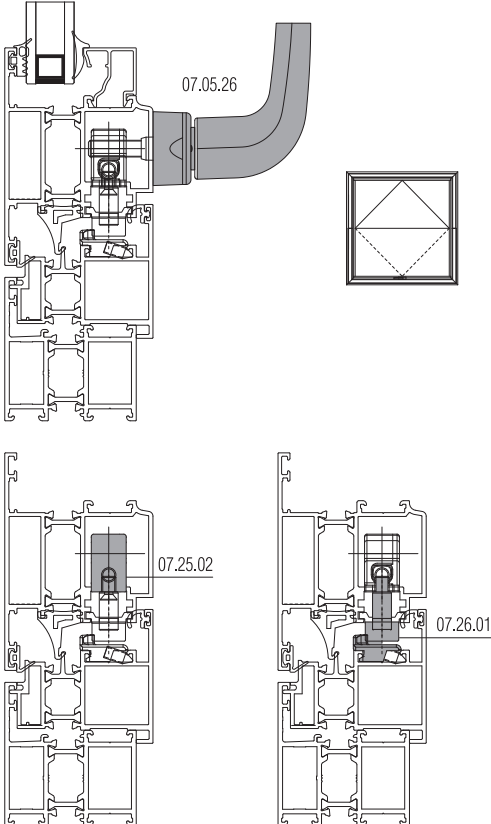
GIESSE YATAY PİVOT İÇİN KİLİTLEME
GIESSE LOCKING KIT FOR HORIZONTAL PIVOT

Malzeme / Material : Zamak-Polyamid
Zamak-Polyamide

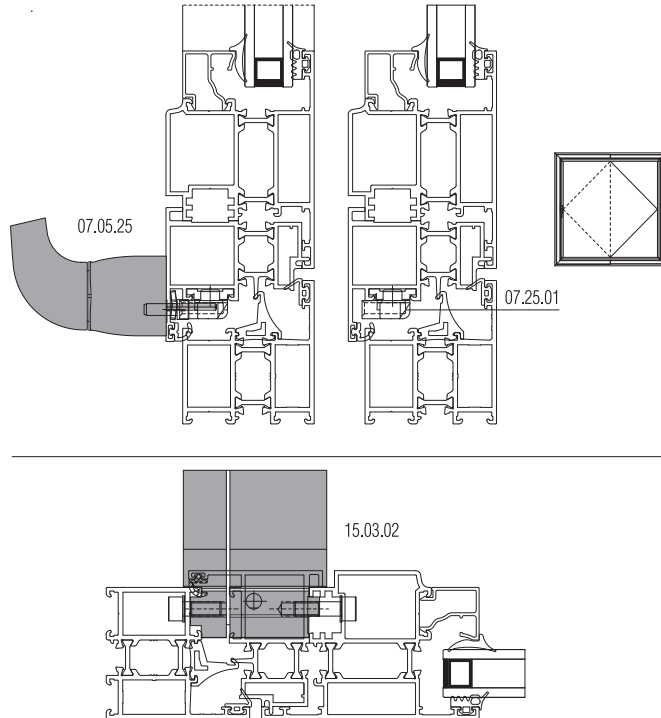
04

05

YATAY PİVOT AKSESUARLARI / HORIZONTAL PIVOT ACCESSORIES



DİKEY PİVOT AKSESUARLARI / VERTICAL PIVOT ACCESSORIES



*** 25 I 07 tij profili ile kullanılmalıdır.

Should be used with 25 I 07 rod profile

Ölçek/Scale: 1/3

06

07

08

09

10